

**VILLAGE OF DOWNERS GROVE
REPORT FOR THE VILLAGE COUNCIL MEETING
JULY 8, 2014 AGENDA**

SUBJECT:	TYPE:	SUBMITTED BY:
2014 Resurfacing (B) Project (CIP Project ST-004 B)	Resolution Ordinance ✓ Motion Discussion Only	Nan Newlon, P.E. Director of Public Works

SYNOPSIS

A motion is requested to award a contract for the 2014 Resurfacing (B) Project to Central Blacktop Company, Inc. of LaGrange, Illinois in the amount of \$1,812,412.80.

STRATEGIC PLAN ALIGNMENT

The Goals for 2014 to 2018 identified *Top Quality Infrastructure*.

FISCAL IMPACT

The FY14 budget includes \$1,850,000 for this project (\$1,350,000 in Motor Fuel Tax and \$500,000 from the Capital Projects Fund).

UPDATE & RECOMMENDATION

This item was discussed at the July 1, 2014 Village Council meeting. Staff recommends approval on the July 8, 2014 Consent Agenda.

BACKGROUND

This contract is a component of the 2014 Roadway Maintenance Program (CIP Project ST-004). The scope of this contract includes resurfacing the streets included on the attached list with a new layer of asphalt along with the repair of defective sections of pavement and concrete curb and gutter.

This contract represents a portion of the budgeted roadway maintenance work. Other components of the program, Crack Sealing and Seal Coating Services and 2014 Resurfacing (A) were previously approved by Council. The 2014 Fall Roadway Patching will be bid at a later date.

A Call for Bids (CFB) was issued and published in accordance with the Village’s Purchasing Policy. Four bids were received by the due date of June 18, 2014. A synopsis of the bids is as follows:

<u>Contractor</u>	<u>Base Bid</u>	
Central Blacktop Company	\$1,812,412.80	Low Bid
K-Five Construction Corp	\$1,856,806.34	
R W Dunteman Co	\$1,988,753.24	
James D Fiala Paving Co	\$2,054,185.30	

Central Blacktop Company satisfactorily completed the Village's 2006 Resurfacing Project, 2007 Resurfacing Project, 2012 Resurfacing (A) Project and 2013 Resurfacing (A) & (B) Projects. They were also previously awarded our 2014 Resurfacing (A) Project.

ATTACHMENTS

Contract Documents

IDOT Form Contractor Certifications

Contractor Evaluation Form

Capital Project Sheets ST-004

List of Streets



Illinois Department of Transportation

Local Public Agency Formal Contract Proposal

PROPOSAL SUBMITTED BY		
Central Blacktop Co., Inc.		
Contractor's Name		
6160 S. East Ave., P.O. Box 2080		
Street	P.O. Box	
LaGrange, IL 60525		
City	State	Zip Code

STATE OF ILLINOIS

COUNTY OF DuPage
Village of Downers Grove
 (Name of City, Village, Town or Road District)

FOR THE IMPROVEMENT OF
 STREET NAME OR ROUTE NO. Various Locations
 SECTION NO. 14-00000-01-GM
 TYPES OF FUNDS MFT & Corporate

SPECIFICATIONS (required) PLANS (required)

For Municipal Projects
 Submitted/Approved/Passed
Mart. Kelly
 Mayor President of Board of Trustees Municipal Official
 Date May 20, 2014

Department of Transportation
 Released for bid based on limited review
John Peterson
 Regional Engineer
 Date 6/3/14


For County and Road District Projects
 Submitted/Approved

 Highway Commissioner

 Date
 Submitted/Approved

 County Engineer/Superintendent of Highways

 Date



Note: All proposal documents, including Proposal Guaranty Checks or Proposal Bid Bonds, should be stapled together to prevent loss when bids are processed.

RETURN WITH BID

NOTICE TO BIDDERS

County DuPage
Local Public Agency Downers Grove
Section Number 14-00000-01-GM
Route Various

Sealed proposals for the improvement described below will be received at the office of Public Works Department, 5101 Walnut Avenue, Downers Grove, Illinois 60515 until 10:00 AM on June 18, 2014

Sealed proposals will be opened and read publicly at the office of Public Works Department 5101 Walnut Avenue, Downers Grove, Illinois 60515 at 10:00 AM on June 18, 2014

DESCRIPTION OF WORK

Name 2014 Resurfacing (B) Length: 15888.00 feet (3.01 miles)
Location Various Streets
Proposed Improvement Pavement removal and replacement, level binder, hot-mix asphalt surface course, curb and gutter removal and replacement and all related work

- 1. Plans and proposal forms will be available in the office of Public Works Department, 5101 Walnut Avenue, Downers Grove, Illinois 60515, Scott Barr (630) 434-5488, Proposal Fee \$0
2. [X] Prequalification
3. The Awarding Authority reserves the right to waive technicalities and to reject any or all proposals as provided in BLRS Special Provision for Bidding Requirements and Conditions for Contract Proposals.
4. The following BLR Forms shall be returned by the bidder to the Awarding Authority:
a. BLR 12200: Local Public Agency Formal Contract Proposal
b. BLR 12200a Schedule of Prices
c. BLR 12230: Proposal Bid Bond (if applicable)
d. BLR 12325: Apprenticeship or Training Program Certification (do not use for federally funded projects)
e. BLR 12326: Affidavit of Illinois Business Office

RETURN WITH BID

5. The quantities appearing in the bid schedule are approximate and are prepared for the comparison of bids. Payment to the Contractor will be made only for the actual quantities of work performed and accepted or materials furnished according to the contract. The scheduled quantities of work to be done and materials to be furnished may be increased, decreased or omitted as hereinafter provided.
6. Submission of a bid shall be conclusive assurance and warranty the bidder has examined the plans and understands all requirements for the performance of work. The bidder will be responsible for all errors in the proposal resulting from failure or neglect to conduct an in depth examination. The Awarding Authority will, in no case be responsible for any costs, expenses, losses or changes in anticipated profits resulting from such failure or neglect of the bidder.
7. The bidder shall take no advantage of any error or omission in the proposal and advertised contract.
8. If a special envelope is supplied by the Awarding Authority, each proposal should be submitted in that envelope furnished by the Awarding Agency and the blank spaces on the envelope shall be filled in correctly to clearly indicate its contents. When an envelope other than the special one furnished by the Awarding Authority is used, it shall be marked to clearly indicate its contents. When sent by mail, the sealed proposal shall be addressed to the Awarding Authority at the address and in care of the official in whose office the bids are to be received. All proposals shall be filed prior to the time and at the place specified in the Notice to Bidders. Proposals received after the time specified will be returned to the bidder unopened.
9. Permission will be given to a bidder to withdraw a proposal if the bidder makes the request in writing or in person before the time for opening proposals.

INDEX
FOR
SUPPLEMENTAL SPECIFICATIONS
AND RECURRING SPECIAL PROVISIONS

Adopted January 1, 2014

This index contains a listing of SUPPLEMENTAL SPECIFICATIONS, frequently used RECURRING SPECIAL PROVISIONS, and LOCAL ROADS AND STREETS RECURRING SPECIAL PROVISIONS.

ERRATA Standard Specifications for Road and Bridge Construction (Adopted 1-1-12) (Revised 1-1-14)

SUPPLEMENTAL SPECIFICATIONS

<u>Std. Spec. Sec.</u>	<u>Page No.</u>
101 Definition of Terms	1
102 Advertisement, Bidding, Award, and Contract Execution	2
105 Control of Work	3
106 Control of Materials	5
107 Legal Regulations and Responsibility to Public	6
108 Prosecution and Progress	14
109 Measurement and Payment	15
202 Earth and Rock Excavation	17
211 Topsoil and Compost	18
253 Planting Woody Plants	19
280 Temporary Erosion and Sediment Control	21
312 Stabilized Subbase	22
406 Hot-Mix Asphalt Binder and Surface Course	23
407 Hot-Mix Asphalt Pavement (Full-Depth)	26
420 Portland Cement Concrete Pavement	30
424 Portland Cement Concrete Sidewalk	32
440 Removal of Existing Pavement and Appurtenances	33
503 Concrete Structures	34
504 Precast Concrete Structures	37
506 Cleaning and Painting New Steel Structures	38
512 Piling	39
516 Drilled Shafts	40
521 Bearings	41
540 Box Culverts	42
588 Bridge Relief Joint System	43
589 Elastic Joint Sealer	45
602 Catch Basin, Manhole, Inlet, Drainage Structure, and Valve Vault Construction, Adjustment, and Reconstruction	46
603 Adjusting Frames and Grates of Drainage and Utility Structures	47
606 Concrete Gutter, Curb, Median, and Paved Ditch	49
610 Shoulder Inlets with Curb	50
639 Precast Prestressed Concrete Sight Screen	51
642 Shoulder Rumble Strips	52
643 Impact Attenuators	53
644 High Tension Cable Median Barrier	55
701 Work Zone Traffic Control and Protection	57
706 Impact Attenuators, Temporary	60
707 Movable Traffic Barrier	63
708 Temporary Water Filled Barrier	65
730 Wood Sign Support	67
780 Pavement Striping	68
860 Master Controller	73
1001 Cement	74
1003 Fine Aggregates	75
1004 Coarse Aggregates	77
1006 Metals	81
1011 Mineral Filler	83

1017	Packaged, Dry, Combined Materials for Mortar	84
1018	Packaged Rapid Hardening Mortar or Concrete	85
1019	Controlled Low-Strength Material	86
1020	Portland Cement Concrete	87
1024	Grout and Nonshrink Grout	126
1030	Hot-Mix Asphalt	127
1040	Drain Pipe, Tile, Drainage Mat, and Wall Drain	132
1042	Precast Concrete Products	133
1070	Foundation and Breakaway Devices	134
1073	Controller	135
1081	Materials for Planting	136
1082	Prefomed Bearing Pads	137
1083	Elastomeric Bearings	138
1095	Pavement Markings	139
1101	General Equipment	142
1102	Hot-Mix Asphalt Equipment	144
1105	Pavement Marking Equipment	146
1106	Work Zone Traffic Control Devices	147

CHECK SHEET
FOR
RECURRING SPECIAL PROVISIONS

Adopted January 1, 2014

The following RECURRING SPECIAL PROVISIONS indicated by an "X" are applicable to this contract and are included by reference:

<u>CHECK SHEET #</u>	<u>RECURRING SPECIAL PROVISIONS</u>	<u>PAGE NO.</u>
1	<input type="checkbox"/> Additional State Requirements for Federal-Aid Construction Contracts (Eff. 2-1-69)(Rev. 1-1-10)	149
2	<input type="checkbox"/> Subletting of Contracts (Federal-Aid Contracts) (Eff. 1-1-88) (Rev. 5-1-93)	152
3	<input type="checkbox"/> EEO (Eff. 7-21-78) (Rev. 11-18-80)	153
4	<input type="checkbox"/> Specific Equal Employment Opportunity Responsibilities Non Federal-Aid Contracts (Eff. 3-20-69) (Rev. 1-1-94)	163
5	<input type="checkbox"/> Required Provisions - State Contracts (Eff. 4-1-65) (Rev. 1-1-13)	168
6	<input type="checkbox"/> Asbestos Bearing Pad Removal (Eff. 11-1-03)	173
7	<input type="checkbox"/> Asbestos Waterproofing Membrane and Asbestos Hot-Mix Asphalt Surface Removal (Eff. 6-1-89) (Rev. 1-1-09)	174
8	<input type="checkbox"/> Haul Road Stream Crossings, Other Temporary Stream Crossings, and In-Stream Work Pads (Eff. 1-2-92) (Rev. 1-1-98)	175
9	<input type="checkbox"/> Construction Layout Stakes Except for Bridges (Eff. 1-1-99) (Rev. 1-1-07)	176
10	<input type="checkbox"/> Construction Layout Stakes (Eff. 5-1-93) (Rev. 1-1-07)	179
11	<input type="checkbox"/> Use of Geotextile Fabric for Railroad Crossing (Eff. 1-1-95) (Rev. 1-1-07)	182
12	<input type="checkbox"/> Subsealing of Concrete Pavements (Eff. 11-1-84) (Rev. 1-1-07)	184
13	<input type="checkbox"/> Hot-Mix Asphalt Surface Correction (Eff. 11-1-87) (Rev. 1-1-09)	188
14	<input type="checkbox"/> Pavement and Shoulder Resurfacing (Eff. 2-1-00) (Rev. 1-1-09)	190
15	<input type="checkbox"/> PCC Partial Depth Hot-Mix Asphalt Patching (Eff. 1-1-98) (Rev. 1-1-07)	191
16	<input type="checkbox"/> Patching with Hot-Mix Asphalt Overlay Removal (Eff. 10-1-95) (Rev. 1-1-07)	193
17	<input type="checkbox"/> Polymer Concrete (Eff. 8-1-95) (Rev. 1-1-08)	194
18	<input type="checkbox"/> PVC Pipeliner (Eff. 4-1-04) (Rev. 1-1-07)	196
19	<input type="checkbox"/> Pipe Underdrains (Eff. 9-9-87) (Rev. 1-1-07)	197
20	<input type="checkbox"/> Guardrail and Barrier Wall Delineation (Eff. 12-15-93) (Rev. 1-1-12)	198
21	<input type="checkbox"/> Bicycle Racks (Eff. 4-1-94) (Rev. 1-1-12)	202
22	<input type="checkbox"/> Temporary Modular Glare Screen System (Eff. 1-1-00) (Rev. 1-1-07)	204
23	<input type="checkbox"/> Temporary Portable Bridge Traffic Signals (Eff. 8-1-03) (Rev. 1-1-07)	206
24	<input type="checkbox"/> Work Zone Public Information Signs (Eff. 9-1-02) (Rev. 1-1-07)	208
25	<input type="checkbox"/> Night Time Inspection of Roadway Lighting (Eff. 5-1-96)	209
26	<input type="checkbox"/> English Substitution of Metric Bolts (Eff. 7-1-96)	210
27	<input type="checkbox"/> English Substitution of Metric Reinforcement Bars (Eff. 4-1-96) (Rev. 1-1-03)	211
28	<input type="checkbox"/> Calcium Chloride Accelerator for Portland Cement Concrete (Eff. 1-1-01) (Rev. 1-1-13)	212
29	<input type="checkbox"/> Portland Cement Concrete Inlay or Overlay for Pavements (Eff. 11-1-08) (Rev. 1-1-13)	213
30	<input type="checkbox"/> Quality Control of Concrete Mixtures at the Plant (Eff. 8-1-00) (Rev. 1-1-14)	216
31	<input checked="" type="checkbox"/> Quality Control/Quality Assurance of Concrete Mixtures (Eff. 4-1-92) (Rev. 1-1-14)	224
32	<input type="checkbox"/> Digital Terrain Modeling for Earthwork Calculations (Eff. 4-1-07)	240
33	<input type="checkbox"/> Pavement Marking Removal (Eff. 4-1-09)	242
34	<input type="checkbox"/> Preventive Maintenance – Bituminous Surface Treatment (Eff. 1-1-09) (Rev. 1-1-12)	243
35	<input type="checkbox"/> Preventive Maintenance – Cape Seal (Eff. 1-1-09) (Rev. 1-1-12)	249
36	<input type="checkbox"/> Preventive Maintenance – Micro-Surfacing (Eff. 1-1-09) (Rev. 1-1-12)	264
37	<input type="checkbox"/> Preventive Maintenance – Slurry Seal (Eff. 1-1-09) (Rev. 1-1-12)	275
38	<input type="checkbox"/> Temporary Raised Pavement Markers (Eff. 1-1-09) (Rev. 1-1-14)	285
39	<input type="checkbox"/> Restoring Bridge Approach Pavements Using High-Density Foam (Eff. 1-1-09) (Rev. 1-1-12)	286

CHECK SHEET
FOR
LOCAL ROADS AND STREETS RECURRING SPECIAL PROVISIONS

Adopted January 1, 2014

The following LOCAL ROADS AND STREETS RECURRING SPECIAL PROVISIONS indicated by an "X" are applicable to this contract and are included by reference:

LOCAL ROADS AND STREETS RECURRING SPECIAL PROVISIONS

<u>CHECK SHEET #</u>		<u>PAGE NO.</u>
LRS 1	Reserved.....	290
LRS 2	<input type="checkbox"/> Furnished Excavation (Eff. 1-1-99) (Rev. 1-1-07).....	291
LRS 3	<input checked="" type="checkbox"/> Work Zone Traffic Control (Eff. 1-1-99) (Rev. 1-1-10).....	292
LRS 4	<input checked="" type="checkbox"/> Flaggers in Work Zones (Eff. 1-1-99) (Rev. 1-1-07).....	293
LRS 5	<input checked="" type="checkbox"/> Contract Claims (Eff. 1-1-02) (Rev. 1-1-07).....	294
LRS 6	<input type="checkbox"/> Bidding Requirements and Conditions for Contract Proposals (Eff. 1-1-02) (Rev. 1-1-13).....	295
LRS 7	<input type="checkbox"/> Bidding Requirements and Conditions for Material Proposals (Eff. 1-1-02) (Rev. 1-1-13).....	301
LRS 8	Reserved.....	307
LRS 9	<input type="checkbox"/> Bituminous Surface Treatments (Eff. 1-1-99) (Rev. 1-1-11).....	308
LRS 10	Reserved.....	309
LRS 11	<input checked="" type="checkbox"/> Employment Practices (Eff. 1-1-99).....	310
LRS 12	<input type="checkbox"/> Wages of Employees on Public Works (Eff. 1-1-99) (Rev. 1-1-14).....	312
LRS 13	<input checked="" type="checkbox"/> Selection of Labor (Eff. 1-1-99)(Rev. 1-1-12).....	314
LRS 14	<input checked="" type="checkbox"/> Paving Brick and Concrete Paver Pavements and Sidewalks (Eff. 1-1-04) (Rev. 1-1-09).....	315
LRS 15	<input checked="" type="checkbox"/> Partial Payments (Eff. 1-1-07).....	318
LRS 16	<input type="checkbox"/> Protests on Local Lettings (Eff. 1-1-07) (Rev. 1-1-13).....	319
LRS 17	<input checked="" type="checkbox"/> Substance Abuse Prevention Program (Eff. 1-1-08)(Rev. 1-8-08).....	320
LRS 18	<input type="checkbox"/> Multigrade Cold Mix Asphalt (Eff. 1-1-07) (Rev. 1-1-13).....	321

INDEX OF LOCAL AGENCY SPECIAL PROVISIONS

TITLE	SP #
GENERAL CONSTRUCTION REQUIREMENTS	1
This space intentionally left blank	2
ACCESS AND WATER SHUT OFF NOTIFICATION	3
TREE PROTECTION	4
CLEANING UP	5
EXISTING UTILITIES	6
CLASS D PATCHES, 4" & 6"	7
PAVEMENT REMOVAL & HMA REPLACEMENT, 8" SPECIAL	8
PAVEMENT REMOVAL & PCC REPLACEMENT, 8" SPECIAL	9
COMBINATION CONCRETE CURB AND GUTTER REMOVAL	10
COMBINATION CONCRETE CURB AND GUTTER OF TYPE SPECIFIED	11
POROUS GRANULAR EMBANKMENT, SPECIAL	12
MANHOLES OR INLETS, TO BE ADJUSTED OR RECONSTRUCTED	13
TREE ROOT PRUING	14
PORTLAND CEMENT CONCRETE SIDEWALK	15
AGGREGATE SHOULDERS, TYPE B	16
PARKWAY RESTORATION	17
HOT-MIX ASPHALT DRIVEWAY	18
PORTLAND CEMENT CONCRETE DRIVEWAY	19
TEMPORARY RAMP, HMA	20
DECORATIVE PAVER DRIVEWAY OR SIDEWALK REMOVAL & REPLACEMENT	21
CONSTRUCTION STAKING	22
MANHOLE AND INLET CONSTRUCTION	23
SELECTED GRANULAR BACKFILL	24
HOT-MIX ASPHALT SURFACE REMOVAL, VARIABLE DEPTH	25
EROSION, SEDIMENTATION AND DUST CONTROL	26
TRAFFIC CONTROL, MAINTENANCE OF TRAFFIC	27
HOT-MIX ASPHALT BINDER AND SURFACE COURSE	28
IEPA CLEAN CONTRUCTION OR DEMOLITION DEBRIS	29



The following Special Provisions supplement the "Standard Specifications for Road and Bridge Construction", Adopted January 1, 2012, the latest edition of the "Manual on Uniform Traffic Control Devices for Streets and Highways", and the "Manual of Test Procedures of Materials" in effect on the date of invitation of bids, and the Supplemental Specifications and Recurring Special Provisions indicated on the Check Sheet included here in which apply to and govern the construction of Section 14-00000-01-GM, and in case of conflict with any part, or parts, of said Specifications, the said Special Provisions shall take precedence and shall govern.

Maintenance of Roadways

Effective: September 30, 1985

Revised: November 1, 1996

Beginning on the date that work begins on this project, the Contractor shall assume responsibility for normal maintenance of all existing roadways within the limits of the improvement. This normal maintenance shall include all repair work deemed necessary by the Engineer, but shall not include snow removal operations. Traffic control and protection for maintenance of roadways will be provided by the Contractor as required by the Engineer.

If items of work have not been provided in the contract, or otherwise specified for payment, such items, including the accompanying traffic control and protection required by the Engineer, will be paid for in accordance with Article 109.04 of the Standard Specifications.

TRAFFIC CONTROL PLAN

Traffic Control shall be according to the applicable sections of the Standard Specifications, the Supplemental Specifications, the "Illinois Manual on Uniform Traffic Control Devices for Streets and Highways", any special details and Highway Standards contained in the plans, and the Special Provisions contained herein.

Special attention is called to Article 107.09 of the Standard Specifications and the following Highway Standards, Details, Quality Standard for Work Zone Traffic Control Devices, Recurring Special Provisions and Special Provisions contained herein, relating to traffic control.

~~The Contractor shall contact the District One Bureau of Traffic at least 72 hours in advance of beginning work.~~

STANDARDS:

701301-04

701501-06

701801-05

701901-03

DETAILS: TC-10, TC-13

SPECIAL PROVISIONS: See SP #27 in Special Provisions

Basis of Payment: This work shall be included in the Lump Sum cost for TRAFFIC CONTROL, MAINTENANCE OF TRAFFIC.

STATUS OF UTILITIES TO BE ADJUSTED

Effective: January 30, 1987

Revised: January 24, 2013

Utilities companies involved in this project have provided the following estimated durations:

Name of Utility	Type	Location	Estimated Duration of Time for the Completion of Relocation or Adjustments
ComEd 1910 S Briggs Street Joliet, IL 60433 Attn: Tim Coslet (815)724-5010	Electric	Entire Job	None Anticipated
Comcast 688 Industrial Drive Elmhurst, IL 60126 Attn: Bob Schulter (630) 600-6347	Cable	Entire Job	None Anticipated
Downers Sanitary Dist. 2710 Curtiss Street Downers Grove, IL 60515 Attn: Ted Cherwak (630) 969-0664	Sanitary	Entire Job	None Anticipated
AT & T 4513 Western Avenue Lisle, IL 60532 Attn: Terry Wasik (630) 573 6481	Telephone	Entire Job	None Anticipated
Nicor Gas 1784 Ferry Road Naperville, IL 60563 Attn: Constance Lane (630) 388-3830	Gas	Entire Job	None Anticipated

The above represents the best information available to the Department and is included for the convenience of the bidder. The applicable portions of Articles 105.07 and 107.31 of the Standard Specifications shall apply.

In accordance with 605 ILCS 5/9-113 of the Illinois Compiled Statutes, utility companies have 90 days to complete the relocation of their facilities after receipt of written notice from the Department. The 90-day written notice will be sent to the utility companies after the following occurs:

- 1) Proposed right of way is clear for contract award.
- 2) Final plans have been sent to and received by the utility company.
- 3) Utility permit is received by the Department and the Department is ready to issue said permit.
- 4) If a permit has not been submitted, a 15 day letter is sent to the utility company notifying them they have 15 days to provide their permit application. After allowing 15 days for submission of the permit the 90 day notice is sent to the utility company.
- 5) Any time within the 90 day relocation period the utility company may request a waiver for additional time to complete their relocation. The Department has 10 days to review and respond to a waiver request.

IV. SPECIAL PROVISIONS

The following Special Provisions shall modify, supercede, or supplement the Standard Specifications referred to in Section III - General Provisions.

Where any section, subsection, paragraph, or subparagraph of the Standard Specifications is *supplemented* by any of the following paragraphs, the provisions of such section, subsection, paragraph, or subparagraph shall remain in effect. The Special Provisions shall govern in addition to the particular Standard Specification so supplemented, and not in lieu thereof.

Where any section, subsection, paragraph, or subparagraph of the Standard Specifications is *amended, voided, or superceded* by any of the following paragraphs, any provision of such section, subsection, paragraph, or subparagraph standing unaffected, shall remain in effect. The Special Provisions shall govern in lieu of any particular provision of the Standard Specification so amended, voided, or superceded, and not in addition to the portion changed.

1 GENERAL CONSTRUCTION REQUIREMENTS

The following general requirements are intended to govern the overall priority for the performance of the work described in this contract. As general requirements, they are not intended to dictate to the Contractor the precise method by which these tasks shall be performed.

Special consideration to hours and location of work near schools shall be made to allow for full and safe access during normal student arrival and departure schedules.

The Contractor shall maintain traffic flow on All Streets during the day in accordance with the applicable special provision. Adequate signing and flagging is of particular importance for safe travel of all residents.

The Contractor shall conduct his operations to interfere as little as possible with Village employees or the public on or near the Work. All construction work specified under this contract shall be so engaged as to not impede normal traffic and pedestrian ways. Any barricading to detour traffic must receive prior written approval from the Engineer.

Unless otherwise allowed by the Village, non-poured and/or non-finished concrete shall not be allowed to extend over a Saturday and Sunday period. All construction work shall be done such that continuous access to schools or businesses is maintained, although it may be restricted to one lane with proper barricading.

All voids and open excavation remaining adjacent to newly constructed curb and gutter, sidewalks, driveways, etc., must be addressed in a timely manner. For that period prior to full parkway restoration or turf placement, the Contractor shall backfill and grade all disturbed areas in the parkway so as to insure the safety of the general public. Parkway shall be left in a safe, clean and usable condition conducive to foot traffic and to the satisfaction of the Village. The Contractor shall also work to keep disturbed areas in the parkway weed free.

All street openings made prior to November 15th shall be fully restored according to the applicable special provisions, and the street reopened to regular traffic upon the availability of hot-mix bituminous concrete. The Contractor shall assume the risk of restoration over those reaches of pipe installed but not yet pressure-

tested for pipe integrity.

If the project requires the phasing of construction, the contractor is to follow the phasing shown in the plan set. Any variations in the phasing plan shown on the plan set must be approved in writing by the Engineer before construction begins. The contractor will not be allowed to proceed to another phase without the approval of the Engineer. **The contractor will receive no additional compensation for constructing the project in phases.**

No more than three hundred linear feet (300 LF) of pavement may be open-cut and closed to use by the motoring public, and access to **all** individual drives within the current work zone must be restored at the end of each workday, unless a Village-approved phasing plan shows otherwise.

2 This space intentionally left blank

3 ACCESS AND WATER SHUT OFF NOTIFICATION

If access to a driveway will be blocked, or water will be turned off, the Contractor shall give that resident or business proper written notification at least 24 hours in advance. The Contractor must provide them the opportunity to remove their cars from the drive or make other arrangements, and prepare for any shutdown of the water system. Samples of written notices shall be submitted to the Engineer for approval.

In addition, the Contractor shall be responsible for notifying the resident or business verbally on the morning of any driveway closure, to ensure awareness of the lack of access.

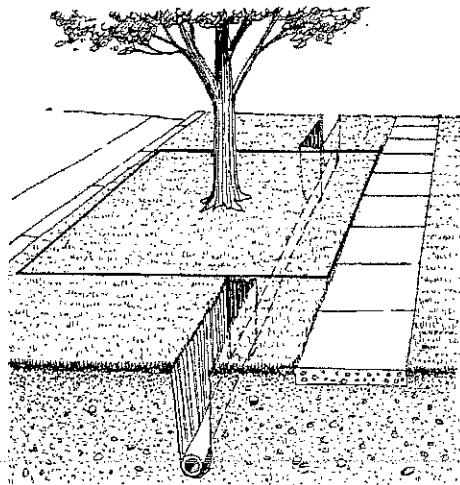
Basis of Payment: This work shall be considered **INCIDENTAL** to the project.

4 TREE PROTECTION

Municipal Codes regarding trees, including tree protection requirements for public parkway trees, are located in Chapter 24 of the Downers Grove Municipal Code. Specifically, Municipal Codes 24-7 and 24-8 detail the public parkway tree protection sizes and fines for violations. The Village Forester shall approve all tree protection measures and any deviations. All tree protection measures and any deviations shall be noted in the contract specifications and on approved project plan sheets and permits using the guidelines listed below. Tree protection shall include avoiding damage to the above ground tree branches and trunk, and the below ground root system and surrounding soil. Tree crowns and trunks shall not suffer any branch or bark loss. Roots shall be protected from compaction, storage of materials, severing, regrading of the parkway or excavation unless specifically noted on the project plan sheets.

The Critical Root Zone, or CRZ, is the area immediately surrounding a tree that must be protected from damage. In a municipal parkway setting with utilities and paved or concrete surfaces, the size of the CRZ has been adjusted to form a rectangle around the parkway tree trunk with minimum dimensions listed in the following table. The depth of the CRZ extends to 4 feet below the natural ground surface level.

<u>Parkway</u> <u>Tree diameter at 4.5'</u>	<u>Width street to property</u> <u>(min. curb to sidewalk)</u>	<u>Length along street</u> <u>street(minimum)</u>	<u>Depth</u>
0 – 12.0 inches	10.0 feet	10 feet	4 feet
12.1 – 24.0 inches	10.0 feet	20 feet	4 feet
24.1 or more inches	10.0 feet	30 feet	4 feet



For projects that involve excavations of less than one (1) foot in depth in the parkway or street and are replacing structures in the same location, fencing of the public parkway trees shall not be required. Example projects include, but are not limited to, street pavement resurfacing, curb removal/replacement, driveway removal/replacement, or sidewalk removal/repairs or new sidewalk installations. Contractors shall be mindful of the CRZ dimensions and potential for fines if any parkway trees suffer any unauthorized damage as determined by the Village Forester.

For projects that involve excavations of one (1) or more feet in depth in the parkway or street or both, fencing of the public parkway trees shall be required. Example projects include, but are not limited to, watermain replacements with new roadway keystops and domestic service box installations, sanitary line replacements and new service connections, new or replacement natural gas services, new or replacement phone or fiber optic lines, or new or replacement storm sewers, or projects that widen roads which in turn decreases the parkway soil volume around public parkway trees.

Projects that require fencing (listed above) shall fence the public parkway trees with six (6) foot high chain link construction fence secured to metal posts driven in the ground which are spaced no further than ten (10) feet apart. The dimensions of the fence shall depend on the tree diameter size and shall follow the table listed for the CRZ above, or as large as practical dependent on driveways and other field conditions. The fenced rectangle shall have three (3) sides with the opening facing the adjacent residences for easy access for mowing or tree care. Under no circumstances shall any items be stored within the fence. All fencing shall be maintained daily in an upright good condition. The size and location of all fencing shall be shown on the project plan sheets.

To avoid damage to the CRZ, utilities must be augered underneath the public parkway trees. Excavation pits for augering equipment are to be outside the fenced area and are to be shown on the project plan sheets. Excavation pits for roadway keystops and domestic service boxes are to be as small as practical with excavation occurring in a direction away from the adjacent public parkway tree.

In cases when severing of roots within a portion of the CRZ may be unavoidable (ex. sidewalk installation, curb replacement, water or sanitary service replacement), subject to the approval of the Village Forester, sharp clean cuts shall be made on root ends to promote wound closure and root regeneration. Root pruning and excavation activities shall occur such that the smallest volume of soil and roots is disturbed, and the locations shall be shown on the project plan sheets.

In addition to fines and citations that may be assessed for violations of any Chapter 24 of the Municipal Code (such as not maintaining fencing around the CRZ or unauthorized removal of protected trees), the contractor may be subject to the following provisions:

- issuance of an invoice for the value or partial value of the tree lost due to damage to either the above ground or below ground portions of the parkway tree, or unauthorized tree removal.
- costs of repairs, such as pruning or cabling, or costs for removal of the damaged parkway tree along with the stump if the tree cannot remain in the right-of-way.
- fines of \$500 for the 1st offense; \$1,000 for the 2nd offense; \$2,500 for the 3rd and subsequent offenses.
- each day during which a violation continues shall be construed as a separate and distinct offense.

The value or partial value of the tree lost shall be determined by the Village Forester using the most current edition of the Guide for Plant Appraisal (prepared by the Council of Tree & Landscape Appraisers and the International Society of Arboriculture) and the most current edition of the Species Ratings & Appraisal Factors for Illinois (prepared by the Illinois Arborist Association). The total cost determined for the damage shall be deducted from the payments made to the Contractor for the project. Should the Village hire another Contractor or tree service to complete pruning work, these costs shall also be deducted from the payments made to the Contractor.

Method of Measurement: This work will be measured for payment at the contract unit price per linear foot of fencing as specified. **Only those trees meeting the guidelines and are properly fenced per the specifications shall be counted for payment.** All other work as specified herein shall be considered incidental and will not be paid for separately.

Basis of Payment: All work as specified herein shall not be paid for separately and shall be considered incidental to the contract.

5 CLEANING UP

The Contractor shall, at all times, keep the premises free from an accumulation of waste material or rubbish caused by his employees or work. At the end of the day, he shall remove all his rubbish from and about the streets and sidewalks. All his tools, form boards, and surplus materials shall be removed and relocated to any temporary on-site storage location assigned by the Village or its Engineer, and shall leave his work "broom clean" or its equivalent, unless more precisely defined. Upon completion of the work called for by the contract, and upon final inspection and acceptance, the Contractor shall remove any of his remaining rubbish, tools, form boards, and surplus materials completely from the work site.

In case of dispute, the Village may remove the rubbish or other materials and charge the cost to the Contractor.

6 EXISTING UTILITIES

Existing Public Utilities, such as watermains, sewers, gas lines, streetlights, telephone lines, electric power lines, etc., shall be protected against damage during the construction of this project. The Contractor shall contact the Owners of all public utilities and obtain locations of all utilities within the limits of the proposed construction and make arrangements, if necessary, to adjust or move any existing utility at the utility company's expense. Any expense incurred by the contractor in connection with making arrangements shall be borne by the Contractor and considered incidental to the contract. It shall be this Contractor's responsibility to determine the actual location of all such facilities in the field.

The adjustment of all facilities of Nicor, SBC, the Commonwealth Edison Co., DuPage Water Commission, etc. shall be done by the respective utility company, and if known, are indicated on the plans as to be done "By Others". All other utility adjustments to sewer, water, and local facilities shall be performed under this contract, under the supervision of the Owner of the utility, and will be paid for under the respective items in the contract unless otherwise indicated on the plans or directed by the Engineer.

Any existing facilities, residential or commercial sprinkler systems, etc. disturbed shall be returned to their original condition and any damage to said facilities shall be repaired immediately. The cost of repairs of any damaged utility shall be by agreement between the Contractor and the facility owner or utility company, and at no cost to the Village.

Whenever the locations of existing utilities are known, the approximate location of said utility is indicated on the plans. This information is given only for the convenience of the Bidder and the Village assumes no responsibility as to accuracy of the information provided. The Contractor shall consider in his bid the location of all permanent and temporary utility appurtenances to their present or relocated positions, whether shown on the plans or not, and no additional compensation will be allowed for delays, inconvenience, or special construction methods required due to the existence of said appurtenances.

Whenever obstructions are encountered during the progress of the work and interfere to such an extent that an alteration in the plan is required, the Engineer shall order a deviation in the plan as required, the Engineer shall order a deviation in the line and/or grade to resolve the conflict, or relocation of the obstruction. The Contractor will be compensated for any additional pipe material, fittings, granular backfill, or structures required at the respective contract prices, and measured as specified in the Contract. No additional compensation will be allowed for delays or inconveniences, additional excavation, or any special construction methods required in prosecuting the work due to the existence of said obstruction.

7 CLASS D PATCHES, 4" & 6"

Description: This work shall consist of pavement patching by methods and with materials in accordance with Sec. 442 of the Standard Specifications, except as amended herein.

The Contractor shall not use equipment of excessive size or weight that causes damage to existing pavement or appurtenances. Any damage done to the existing pavement or appurtenances that are to remain in place shall be repaired or removed and replaced by the contractor at his/her own expense, as directed by the Engineer.

Pavement patching shall include the saw cutting of existing pavement to a depth not less than four inches (4") or six inches (6") where marked in the field by the Engineer. Pavement patches shall vary in area but minimum width shall be measured at six feet (6'). Pavement patching shall be to a depth not less than four inches (4") or six inches (6"), and shall be a minimum of 4" or 6" below milled surface when Hot-Mix Asphalt Surface Removal is called for.

Where applicable the existing subbase shall be leveled and compacted. Where remaining base is existing HMA, PCC or brick, the bottom of each prepared hole shall be free of all loose material and a bituminous prime shall be applied to the bottom prior to replacement of HMA patches.

The use of surface removal equipment that complies with Art. 440.04 of the SSRBC will be permitted. The edges of the patch shall be smooth and free of loose material to a depth of not less than four inches or six inches.

The hot-mix asphalt material shall conform to the requirements for Hot-Mix Asphalt Binder Course, IL-19.0, N70.

Method of Measurement: Pavement removal and replacement will be measured for payment in place, and the area computed in square yards. Patches determined to be 25 square yards or greater in area shall be classified as Type IV, 4" or Type IV, 6". Patches determined to be less than 25 square yards in area shall be classified as 4" Special or 6" Special.

Basis of Payment: This work shall be paid for at the contract unit price per Square Yard for CLASS D PATCHES, TYPE IV, 4" or CLASS D PATCHES, 4" SPECIAL or CLASS D PATCHES, TYPE IV, 6" or CLASS D PATCHES, 6" SPECIAL which price shall be payment in full for the work as specified herein.

8 PAVEMENT REMOVAL & HMA REPLACEMENT, 8" SPECIAL

Description: This work shall consist of pavement patching by methods and with materials in accordance with the applicable parts of Sec. 442 of the Standard Specifications, except as amended herein.

The Contractor shall not use equipment of excessive size or weight that causes damage to existing pavement or appurtenances. Any damage done to the existing pavement or appurtenances that are to remain in place shall be repaired or removed and replaced by the contractor at his/her own expense, as directed by the Engineer.

Pavement patching shall include the full depth saw cutting of the existing pavement as marked by the Engineer. The existing sub-base shall be leveled and compacted. The edges will be smooth and free of loose material to the specified depth of patch.

The hot-mix asphalt material shall conform to the requirements for Hot-Mix Asphalt Binder Course, IL-19.0, N70, and will be placed in compacted lifts not to exceed four inches.

Method of Measurement: Pavement removal and replacement will be measured for payment in place, and the area computed in square yards.

Basis of Payment: This work shall be paid for at the contract unit price per Square Yard for PAVEMENT REMOVAL AND HOT-MIX ASPHALT REPLACEMENT, 8" SPECIAL.

9 PAVEMENT REMOVAL & PCC REPLACEMENT, 8" SPECIAL

Description: This work shall consist of pavement patching by methods and with materials in accordance with the applicable parts of Sec. 442 of the Standard Specifications, regarding Class B patching, except as amended herein.

Patches shall be tied to existing adjacent concrete pavement on all sides with 3/4" x 24" epoxy coated deformed tie bars embedded to a depth of 9" +/- 1/2" on 24" centers. Unless otherwise directed by the Engineer, patch shall also be tied to adjacent curb and gutter

Patch shall also be reinforced by the placement of reinforcement fabric meeting the requirements of Article 1006.10 of the Standard Specifications, at 1/2 patch depth. Support chairs to be used as necessary to maintain proper height of reinforcement fabric.

Basis of Payment: This work will be paid for at the contract unit price per Square Yard for PAVEMENT REMOVAL AND PORTLAND CEMENT CONCRETE REPLACEMENT, 8" SPECIAL which price shall be payment in full for the work as specified herein.

10 COMBINATION CONCRETE CURB AND GUTTER REMOVAL

Description: This work shall consist of the removal of existing P.C.C. Curb and Gutter of the type and size at the locations noted in Schedule of Quantities. This work shall be performed in accordance with Section 440 of the Standard Specifications, except as amended herein.

This work shall include a full depth, perpendicular, straight joint sawn at the ends and all edges, including along the edge of pavement, of portions to be removed, unless otherwise directed by the engineer.

At those locations where curb removal operations fall within the Critical Root Zone (CRZ) the Contractor will be required to trench with a "chain" driven trencher immediately back of curb prior to curb removal. This procedure will proceed uninterrupted through the CRZ and insure general tree root pruning. The width of the CRZ shall be determined as noted in the general provision for TREE PROTECTION elsewhere in these documents. If it is determined that proposed removal methods do not cause undo harm to adjacent roots, the Village Forester may waive the need to perform trenching.

During removal operations Contractor shall take special care not to damage or extend sawed joint into adjacent appurtenances such as driveways and sidewalks which are to remain in place. During machine sawing operations Contractor shall also take special care to remove, clean, or otherwise account for any residue / slurry produced by the sawing so material will not be tracked by either vehicular or foot traffic onto adjacent appurtenances which are to remain in place.

Basis of Payment: This work will be paid for at the contract unit price per Linear Foot for COMBINATION CONCRETE CURB AND GUTTER REMOVAL which price shall be payment in full for all work specified herein.

11 COMBINATION CONCRETE CURB AND GUTTER OF TYPE SPECIFIED

Description: This work shall consist of the replacement of existing PCC Curb and Gutter in accordance with the applicable parts of Sec. 606 of the Standard Specifications, except as amended herein.

Replacement of curb and gutter shall include the placement of three-quarter inch (3/4") premolded expansion joint filler along the back of curb, for the full depth of the curb and gutter, where abutting existing concrete.

Transverse expansion joints with 3/4" joint filler shall be constructed at five feet (5') either side of utility structures, and at no more than ninety foot (90') intervals. All expansion joints shall include the placement of two (2) three-quarter inch (3/4") dowel bars with pinched stop caps as specified on detail sheet. Two (2) three quarter inch (3/4") dowel bars shall also be placed at all construction joints as specified on detail sheet and shall be drilled into existing curb and gutter a minimum of six inches (6").

New curb and gutter shall be backfilled with existing excavated earth.

Transverse contraction joints shall be constructed at no more than fifteen foot (15') intervals.

When new curb and gutter is placed adjacent to concrete pavement or base, it shall be tied along the longitudinal construction joint with No. 6 (3/4") bars at 24" centers in accordance with the applicable portions of Article 420.05 of the Standard Specifications.

Placement of curb and gutter as noted on Schedule of Quantities to be reinforced shall also include the placement of two (2) No. 4 (1/2") epoxy coated deformed reinforcement bars meeting the applicable portions of Section 508 of the Standard Specifications. Bars shall be placed at one-half depth of the body of the gutter running the entire length of newly placed sections. Curb and gutter placed as described in this paragraph will be paid for as COMBINATION CONCRETE CURB AND GUTTER (TYPE SPECIFIED), REINFORCED.

Including placement of reinforcement bars, placement of curb and gutter as noted on Schedule of Quantities to be reinforced, high early shall be placed with concrete materials meeting the applicable portions of Section 442 of the Standard Specifications. A calcium chloride accelerator will not be permitted. Curb and gutter placed as described in this paragraph shall be paid for as COMBINATION CONCRETE CURB AND GUTTER (TYPE SPECIFIED), REINFORCED, HIGH EARLY.

All voids existing between newly placed curb and gutter and the adjacent roadway pavement shall be filled with Class SI concrete, prior to bituminous surface placement, to a point 1-1/2 inches below finish grade. This work shall be considered incidental.

Placement of curb and gutter shall include the application of membrane curing compound, Type III, in accordance with Articles 1020.13 and 1022.01 of the Standard Specifications unless otherwise directed by the Engineer.

If placement of curb and gutter takes place prior to April 15, or after October 15, the curb and gutter shall be properly cured and that followed by the application of protective coat in accordance with Article 420.18 of the Standard Specifications.

Basis of Payment: This work shall be paid for at the contract unit price per Linear Foot for COMBINATION CONCRETE CURB AND GUTTER (TYPE SPECIFIED) or COMBINATION CONCRETE CURB AND GUTTER (TYPE SPECIFIED), REINFORCED which price shall be payment in full for the work as specified herein.

12 POROUS GRANULAR EMBANKMENT, SPECIAL

Description: This work shall consist of removing and disposing of unsuitable sub-grade, furnishing, placing and compacting porous granular material to the lines and grades shown on the plans or as directed by the Engineer in accordance with the applicable portions of Sections 202 and 207 of the Standard Specifications. The material shall be used as a bridging layer over soft, pumpy, loose soil areas and for placement under water. The material shall conform with Article 1003.04 and 1004.05 of the Standard Specifications except the gradation shall be as follows:

1. Crushed Stone, Crushed Blast Furnace Slag and Crushed Concrete

<u>Sieve Size</u>	<u>Percent Passing</u>
*6"	97±3
*4"	90±10
2"	45±25
#200	5±5

2. Gravel, Crushed Gravel and Pit Run Gravel

<u>Sieve Size</u>	<u>Percent Passing</u>
*6"	97±3
*4"	90±10
2"	55±25
#4	30±20
#200	5±5

*For undercuts less than 18" the percent passing the 6" sieve may be 90±10 and the 4" sieve requirement eliminated.

The porous granular material shall be placed in one lift when the total thickness to be placed is two (2) feet thick or less or as directed by the Engineer. Rolling each lift of the porous granular material with a vibratory roller meeting the requirements of Article 1101.1 of the Standard Specifications should be sufficient to obtain the desired keying or interlock and necessary compaction. The Engineer shall verify that adequate keying has been obtained.

A three- (3) inch nominal thickness top lift of capping aggregate having a gradation of CA-6 will be required. The use of on-site bituminous grindings resulting from bituminous surface removal, substantially meeting the gradation of CA-6, shall also be permitted. The granular cap shall be compacted to the satisfaction of the Engineer. It shall be the Contractor's responsibility that all proposed bituminous replacement regarding patching and paving operations in these areas will meet the specified performance criteria of their respective pay items.

Construction equipment not necessary for the completion of the replacement material will not be allowed on the undercut areas until completion of the recommended thickness of the porous granular embankment, special.

This work will be measured for payment in accordance with Article 207.04 of the Standard Specifications. When specified on the contract, the theoretical elevation of the bottom of the aggregate subgrade shall be used to determine the upper limit of Porous Granular Embankment, Special. The volume will be computed by the method of average end areas.

Basis of Payment: This work shall be paid for at the contract unit price per Cubic Yard for: POROUS GRANULAR EMBANKMENT, SPECIAL, which price shall include the capping aggregate, as required.

The Porous Granular Embankment, Special shall be used as field conditions warrant at the time of construction. No adjustment in unit price will be allowed for an increase or decrease in quantities from the estimated quantities shown on the plans.

13 MANHOLES OR INLETS, TO BE ADJUSTED OR RECONSTRUCTED

Description: This item shall be done in accordance with Sec. 602 of the Standard Specifications for Road and Bridge Construction and the following provisions.

All excavation for structure adjustment shall be replaced with Class SI concrete and in accordance with the attached details. For excavation required for reconstructed items, backfill materials shall be mechanically compacted **SELECTED GRANULAR BACKFILL** placed per the special provision elsewhere in these documents.

Castings shall be set in mortar or bituminous mastic beds. The adjustment of the casting to the required final grade shall be made with precast concrete adjusting rings. Brick, concrete block, or wooden shims will not be permitted.

When adjustments include new frame and grate or new frame and lid, all replacement frames, grates and lids shall be heavy duty. Depending on the type of frame, care shall be taken to properly align the new frame with the curb and gutter, and maintain the proper size opening into the structure.

Although the cost of adjusting structures per this specification will be paid for under this contract, the Contractor shall be aware that many of the structures are not the property of the Village of Downers Grove, and that such work may require inspections and/or permits from other governmental agencies.

For those structures noted on the Schedule of Quantities or as designated by the Engineer as **MANHOLE TO BE ADJUSTED, SPECIAL**, for that period after Hot-Mix Asphalt Surface Removal operations and prior to adjustment to finished pavement elevation, frames and lids or grates shall be removed from the structure and stored in a safe manner until reused. The resulting void over the structure shall be covered with a steel plate and temporary pavement, or other approved method, capable of carrying the anticipated daily traffic in a safe manner. The Contractor shall also make note of structure location so it may be reestablished after initial bituminous paving operations have been completed.

For those structures designated as **INLET TO BE ADJUSTED WITH NEW TYPE 3 FRAME AND GRATE, SPECIAL**, the new frame and grate shall be a standard Type 3, or approved equal, except the barred curb box shall be replaced with an open face curb box.

Basis of Payment: This item shall be paid for at the contract unit price Each for **MANHOLE TO BE ADJUSTED** or **MANHOLE TO BE ADJUSTED, SPECIAL** or **MANHOLE TO BE ADJUSTED WITH NEW FRAME AND LID (TYPE SPECIFIED)** or **MANHOLE TO BE RECONSTRUCTED**.

This item shall also be paid for at the contract unit price Each for **INLET TO BE ADJUSTED** or **INLET TO BE ADJUSTED WITH NEW TYPE 3 FRAME AND GRATE, SPECIAL** or **INLET TO BE RECONSTRUCTED** which price shall be payment in full for all labor and materials specified herein including backfill with Selected Granular Backfill.

14 TREE ROOT PRUNING

Description: All trees, public or private, affected by new sidewalk installation within its root protection zone, shall be root pruned prior to any excavation taking place. Root pruning shall be performed in accordance with the applicable portions of Section 201 of the Standard Specifications as well as the Tree Protection Zone detail of the Plans. Root pruning shall be done only to the depth of the excavation necessary for installing the new walk. Root pruning shall start and proceed uninterrupted for the length of travel through the root protection zone. Root pruning shall be made no more than 10 inches from the tree-side edge of the proposed walk. Approval by the Village Forester of the equipment to be used for root pruning, as well as the proposed path of the root pruning work, is required prior to the work being performed. The Engineer or his representative shall permit no excavation until written approval is obtained by the Contractor from the Village Forester. Additionally, no materials or equipment may be stored or kept in the Tree Protection Zone. Tree damage, as determined by the Village Forester, shall be assessed to the Contractor using the most recent edition of the Guide for Plant Appraisal, published by the International Society of Arboriculture.

Basis of Payment: This work shall be paid for at the contract unit price per Each for TREE ROOT PRUNING.

15 PORTLAND CEMENT CONCRETE SIDEWALK

Description: This work shall consist of the removal and replacement of P.C.C. Sidewalk in accordance with the SSRBC, except as amended herein.

Removal of sidewalk shall include the saw cutting of existing concrete as directed by the Engineer. Removal of sidewalks shall also include any necessary pruning and removal of tree roots, bituminous paved sidewalks and/or bituminous overlayment of existing sidewalks, or excavation necessary to place the proposed sidewalk. Replacement of sidewalk shall be of the width and thickness as noted on the Schedule of Quantities and as directed by the Engineer. Thickness of the proposed sidewalk shall generally be (5") five inch for standard or courtesy walks, (6") six inch for full width across residential drives, and (8") eight inch for full width across commercial drives.

Placement of P.C.C. sidewalk shall include the excavation for and placement of four inches (4") of Type B, CA-6, compacted aggregate base, the (3/4") three-quarter inch scoring of contraction joints (5') five feet on center, the placing of (1/2") one-half inch premolded expansion joints where new concrete abuts existing concrete and/or at (50') fifty feet on center and/or at the end of a pour. This work shall also include the adjustment to proper grade of all water valve or utility boxes encountered.

Replacement of sidewalk shall include the application of membrane curing compound, Type III, in accordance with Articles 1020.13 and 1022.01 of the Standard Specifications unless otherwise directed by the Engineer.

At those locations where existing street configuration does not contain curb and gutter, it is necessary to end construction of new sidewalk with a minimum of two (2) feet separation from the existing or proposed edge of pavement. At these locations, a HMA transition sidewalk shall be constructed between the concrete sidewalk and the edge of pavement.

Construction of the transition sidewalk shall include excavation as necessary for the full width of the concrete sidewalk, placement and compaction of the four inches (4") of Type B, CA-6 aggregate base, and the placement and compaction of 5 inches (5") of Hot-Mix Asphalt Surface, Mixture D, N50 (IL 9.5) per the applicable portions of Sec. 442 of the Standard Specifications. Asphalt to be placed in compacted layers not to exceed four inches (4").

Hot-Mix Asphalt Binder Course, IL-19.0, N50 may be utilized for the bottom courses, but in all cases the top course shall be a minimum 1 ½ inch lift of the HMA Surface noted above.

For those locations as noted on the Schedule of Quantities or as designated by the Engineer for Detectable Warnings, work shall be completed in accordance with Section 424 of the SSRBC and the Standards included in the details regarding curb ramps with detectable warnings and as amended herein.

Detectable Warnings will NOT include any placement of full depth red dyed concrete or other on-site fabrication such as stamping or molding the fresh concrete with coloring added to the surface of the concrete.

Detectable Warnings shall be limited to inserts meeting the requirements of the ADAAG and subject to approval by the Village.

Color of detectable warnings shall be brick red. The area of red detectable warning shall be protected from overspray during the application of Type III membrane curing compound.

If replacement of sidewalk takes place prior to April 15, or after October 15, all sidewalk shall be properly cured and that followed by the application of protective coat in accordance with Article 420.18 of the Standard Specifications.

Basis of Payment: This work shall be paid for at the contract unit price per Square Foot for PORTLAND CEMENT CONCRETE SIDEWALK REMOVAL and for PORTLAND CEMENT CONCRETE SIDEWALK, 5" or PORTLAND CEMENT CONCRETE SIDEWALK, 6" which price shall be payment in full for the work as specified herein.

Detectable warnings shall be paid for at the contract unit price per Square Foot for DETECTABLE WARNINGS which price shall be in addition to the cost for placement of the 5" sidewalk at the curb ramp.

16 AGGREGATE SHOULDERS, TYPE B

Description: This item shall be done in accordance with Sec. 481 of the SSRBC and shall consist of the construction of approximately two (2) foot wide, four (4) inch deep shoulders or as directed by the Engineer in the area designated by the Engineer.

Unless otherwise directed by the Engineer, existing shoulders with elevations that are too high to accept the proposed aggregate shoulder shall be scraped or excavated as necessary prior to placement of new aggregate. This provision shall also apply to existing shoulders that contain too much vegetation or topsoil. Unnecessary damage or debris outside the designated shoulder area shall be removed and repaired and will not be paid for separately but shall be considered incidental to the cost of Aggregate Shoulders, Type B.

Basis of Payment: This work shall be paid for at the contract unit price per Ton for AGGREGATE SHOULDERS, TYPE B which price shall be payment in full for all labor and materials.

17 PARKWAY RESTORATION

Description: This item shall be done in accordance with the applicable portions of Sec. 252 of the Standard Specifications and the following provisions.

As contract work progresses through the Village, parkway restoration work shall commence in a timely manner in areas where permanent placement of new curb and gutter, driveways, sidewalks, etc., has been completed. Under no circumstances shall the Contractor prolong final grading, shaping and sod placement so that the entire project can be permanently restored at the same time.

This work shall consist of the excavation, topsoiling and sodding from a minimum of one and one-half (1-1/2) feet to a maximum of three (3) feet behind or adjacent to all curbs, sidewalks and driveways removed and replaced during the course of construction or as directed by the Engineer. Restoration will also be performed on areas disturbed by storm sewer or culvert construction.

All topsoil to be used for parkway restoration shall be obtained from outside the limits of this improvement, transported to the site and placed at required locations to a minimum depth of 4". All materials shall meet the requirements of Art. 1081.05 of the Standard Specifications. All placement of topsoil shall meet the requirements of Sec. 211 of the Standard Specifications.

All sod shall be an approved grass that is native to the locality of work meeting the requirements of Art. 1081.03 of the Standard Specifications. All placement of sod shall meet the requirements of Sec. 252 of the Standard Specifications.

For that period prior to full parkway restoration, the Contractor shall backfill and grade all disturbed areas so as to insure the safety of the general public. Parkways shall be left in a safe, clean and usable condition conducive to foot traffic and to the satisfaction of the Village. The Contractor shall protect these unfinished areas against erosion and work to keep them weed free.

Basis of Payment: This work shall be paid for at the contract unit price per Square Yard for PARKWAY RESTORATION which price shall be payment in full for any excavation and grading necessary, the furnishing, transporting and placement of all topsoil and sod and the full watering of sod. Unless otherwise directed by the Engineer restoration of disturbed parkways more than three (3) feet behind the back of curb or more than three (3) feet adjacent to newly constructed driveway or sidewalk or more than six (6) feet either side of the newly placed storm sewer or pipe culvert will not be paid for separately but shall be considered incidental to the contract.

18 HOT-MIX ASPHALT DRIVEWAY

Description: This work shall consist of the removal and replacement of asphalt driveways at locations indicated on the plans and/or as required by the Engineer.

The replacement of the driveways shall consist of preparing a subgrade at all required locations, shaping of slopes adjacent to the driveways, the placement and compacting of six inches of CA-6 Aggregate Base, and the placement and compacting of three inches (3") of Hot-Mix Asphalt Surface, Mixture D, N50 (IL 9.5).

This work shall also include the adjustment to proper grade of all water valve or utility boxes encountered.

The locations at which this work will be measured for payment will consist of only those areas bounded by combination concrete curb and gutter. Those areas where the surface course of the pavement flares into existing driveways beyond the limits of the fully improved areas will not be included for payment.

Basis of Payment: This work will be paid for at the contract unit price per Square Yard for HOT-MIX ASPHALT DRIVEWAY REMOVAL and for HOT-MIX ASPHALT DRIVEWAY PAVEMENT, 3" which price shall be payment in full for all work as specified herein.

19 PORTLAND CEMENT CONCRETE DRIVEWAY

Description: This work shall consist of the removal and replacement of concrete driveways in accordance with the applicable parts of Sec. 423 of the SSRBC except as amended herein.

This work shall include the placement of ¾" premolded expansion joints where new concrete abuts existing concrete or as directed by the Engineer.

This work shall also include the adjustment to proper grade of all water valve or private utility boxes encountered.

Replacement of the driveways shall include the application of membrane curing compound, Type III, in accordance with Articles 1020.13 and 1022.01 of the SSRBC, unless otherwise directed by the Engineer. If replacement of the driveways takes place prior to April 15, or after October 15, the driveway shall be properly cured and that followed by the application of protective coat in accordance with Article 420.18 of the Standard Specifications.

Basis of Payment: This work will be paid for at the contract unit price per Square Yard for PORTLAND CEMENT CONCRETE DRIVEWAY REMOVAL and for PORTLAND CEMENT CONCRETE DRIVEWAY PAVEMENT, 6" or PORTLAND CEMENT CONCRETE DRIVEWAY PAVEMENT, 8" which price will be payment in full for all work as specified herein.

20 TEMPORARY RAMP, HMA

Description: This work shall consist of construction and maintenance of hot-mix asphalt ramps for temporary access to all abutting side streets and properties per the applicable portions of Article 406.08 of the SSRBC except as amended herein.

At those locations noted on the plans or as directed by the Engineer, the Contractor shall have sufficient bituminous material at the worksite prior to beginning hot-mix asphalt surface removal operations. After hot-mix asphalt surface removal operations and prior to placement of the permanent pavement, temporary ramps shall be constructed to supply access to all abutting streets and properties where traffic is to be maintained. Unless otherwise directed by the Engineer, construction of temporary bituminous ramps for access to abutting

private properties will generally be limited to where surface removal operations are over 2 1/2" inches or more in depth.

Basis of Payment: This work will be paid for at the contract unit price per Square Yard for TEMPORARY RAMP, HOT-MIX ASPHALT, which price shall include all costs of furnishing, placing and maintaining the ramps. Removal of the temporary ramps prior to the placement of permanent pavement shall also be included in this item.

21 DECORATIVE PAVER DRIVEWAY OR SIDEWALK REMOVAL & REPLACEMENT

Description: This work shall consist of removal and replacement of existing decorative concrete or brick paver driveways or sidewalks per the applicable portions of Check Sheet LRS 14 of the SSRBC except as amended herein.

At those locations noted on the plans or as directed by the Engineer, the Contractor shall remove existing decorative pavers in such a manner so that no damage occurs to the pavers and with full intent to reuse said paver blocks. Any decorative paver block damaged to an extent that it may not be reused as part of the final pavement, sidewalk or driveway shall be replaced in kind by the Contractor at no additional cost to the Village.

Extent of existing paver removal shall be at the direction of the Engineer. This removal will only be that amount necessary to construct the new curb and gutter or other appurtenance, and replace the decorative pavers to an acceptable grade and appearance.

At those locations where it is determined that an existing bituminous base warrants removal and replacement or repair, this portion of the work would be performed and measured for payment per the special provision for CLASS D PATCHING, of the necessary thickness.

Basis of Payment: This work will be paid for at the contract unit price per Square Yard for DECORATIVE PAVER DRIVEWAY REMOVAL AND REPLACEMENT, which price shall be payment in full for all materials and work as specified herein.

22 CONSTRUCTION STAKING

Description: The Contractor shall furnish and place all construction layout stakes for this project. This work shall be conducted by competent personnel with suitable equipment and supervised by a licensed Illinois Land Surveyor. The Contractor shall be responsible for layout for all curb, sidewalk, pipe culvert, driveway and pavement removal and replacement, such that all finished work shall conform substantially to the lines, grades, elevations and dimensions shown on the plans.

The Contractor shall provide adequate control points to construct the individual Project elements, and shall provide the Engineer with adequate control in close proximity to check the compliance of the elements constructed.

Basis of Payment: This work will be paid for at the contract Lump Sum price for CONSTRUCTION STAKING.

23 MANHOLE AND INLET CONSTRUCTION

Description: This work shall consist of the construction of precast concrete drainage structures of the size and type shown on the plans or specified by the Engineer. Included in the contract unit price shall be all excavation, bedding, backfilling and reconnection of all existing inlet and outlet pipe. For all new structures backfill materials shall be mechanically compacted SELECTED GRANULAR BACKFILL placed per the special provision elsewhere in these documents.

All structures in excess of four feet in depth shall be equipped with cast iron steps meeting the standards of ASTM A48. Precast sections shall conform to ASTM C 478 and shall be substantially free from fractures, large or deep cracks and surface roughness. Joints between precast sections shall be designed for rubber gaskets or bituminous mastic material.

Adequate foundation for all structures shall be obtained by removal and replacement of unsuitable materials with well graded granular material; or by tightening with coarse ballast rock, or by such other means as provided for foundation preparation of the connected sewers.

Precast base sections, risers and bottoms, shall be one piece and shall be placed on a well graded granular bedding of not less than two (2) inches in thickness. The bedding course shall be firmly tamped and made smooth and level to assure uniform contact and support of the precast element.

All lift holes shall be completely filled with mortar to ensure water tightness.

Castings shall be set in mortar or bituminous mastic beds. The adjustment of the casting to the required final grade shall be made with precast concrete adjusting rings. Maximum adjustment with rings shall be twelve (12) inches. Brick, concrete block, or wooden shims will not be permitted. Precast concrete adjusting rings shall be set in mortar or bituminous mastic beds.

In pavements, frames and grates or lids shall be heavy duty.

Basis of Payment: This work shall be paid for at the contract unit price Each for INLET, TYPE A, 24" WITH SALVAGED FRAME AND GRATE or INLET, TYPE A, 24" WITH NEW FRAME AND GRATE (TYPE SPECIFIED) which price shall be payment in full for all labor and materials specified herein including SELECTED GRANULAR BACKFILL.

24 SELECTED GRANULAR BACKFILL

Description: All trenches and excavations beneath pavements and driveways, as shown on the plans or as directed by the Engineer in the field, will require SELECTED GRANULAR BACKFILL.

Such material shall meet the applicable requirements of Section 1004 of the SSRBC, except as amended herein. Except for the capping aggregate, the material will meet the gradation for CA-7, CA-11 or the gradation commonly known as ¾" chip.

Backfill shall be placed in maximum 12" lifts and compacted by vibrating plate or other mechanical compacting device in a manner consistent with the Standard Specifications, to ensure that no future settlement occurs.

All backfilling shall be done in accordance with Section 20-2.21 of the Standard Specifications for Water and Sewer Main Construction in Illinois. Specifically, all trenches and excavations other than those shown on the plans or designated by the Engineer to receive SELECTED GRANULAR BACKFILL shall be backfilled by any acceptable method which will not dislodge or damage the pipe, or cause bridging action in the trench. After SELECTED GRANULAR BACKFILL is placed as haunching to one-half pipe outside diameter, spoil material may be used as backfill in turf areas.

All backfilling, including granular bedding and backfill of approved excavated material, and placement and compaction of SELECTED GRANULAR BACKFILL around new or reconstructed storm sewer or structures shall be considered incidental to the contract.

When Select Backfill is placed to the existing surface elevation and used as a temporary driving or walking surface, this item shall also include the maintenance of trench surface in a safe and usable condition, satisfactory to the engineer, until the permanent proposed pavement or walkway is completed.

This item also includes the disposal of the surplus excavated material that is replaced by selected granular backfill. Any material meeting the aforementioned gradation that has been excavated from the trenches may be used for backfilling the trenches. However, no compensation will be allowed as selected granular backfill for the portion of the trench backfilled with excavated material.

Basis of Payment: All work to backfill around new and reconstructed storm sewer or structures with SELECTED GRANULAR BACKFILL shall be considered Incidental to each respective pay item and will not be paid for separately.

25 HOT-MIX ASPHALT SURFACE REMOVAL, VARIABLE DEPTH

Description: This work shall be done in accordance with Section 440 of the SSRBC except as amended herein.

At those locations designated for HMA Surface Removal, Variable Depth, existing HMA material over existing concrete or brick bases varies in thickness. Unless otherwise directed by the engineer, it is intended that existing HMA surface is to be removed exposing the underlying concrete or brick base.

Basis of Payment: This work shall be paid for at the contract unit price per Square Yard for HOT-MIX ASPHALT SURFACE REMOVAL, VARIABLE DEPTH, 2.0" TO 4.0"

26 EROSION, SEDIMENTATION AND DUST CONTROL

Description: Throughout each and every phase of the project, all downstream ditches and storm sewers shall be protected from the run-off of roadway surfaces, excavations, and other construction activities generating the movement of dirt, mud, dust and debris. This work shall consist of constructing temporary erosion and sedimentation control systems as shown on the plans or as directed by the Engineer. The work shall be placed by methods and with materials in accordance with Sections 280, 1080 and 1081 of the SSRBC, except as amended herein.

All roadway surfaces shall be kept free of dirt, mud, dust and debris of any kind at all times through all phases of the project. All downstream ditches shall be protected from erosion and sedimentation by the installation of silt fence ditch checks; straw bales shall not be used. Piles of excavated material and/or trench backfill material, allowed to be in place in excess of three days, shall be protected against erosion and sedimentation runoff by use of silt fence. Storm sewer inlet structures or manholes shall be protected by temporary placement of geotextile fabric, filter baskets, or solid lids, as authorized in the field by the Engineer.

Dirt, mud, dust and debris of any kind shall be removed from the roadway surface to the satisfaction of the Engineer by any one or combination of the following: approved mechanical sweeping equipment, manual labor, or other approved techniques.

Erosion and sedimentation control measures as indicated in the Erosion Control Plan, or as directed by the Engineer shall be installed on the project site prior to beginning any construction activities which will potentially create conditions subject to erosion. Erosion control devices shall be in place and approved by the Engineer as to proper placement and installation prior to beginning other work. Erosion control protection for Contractor equipment storage sites, plant sites, and other sites shall be installed by the Contractor and approved by the Engineer prior to beginning construction activities at each site.

On those streets designated for Aggregate Base Repair and Preparation of Aggregate Base, dust control shall include the application of water to the existing aggregate base, as conditions warrant, by water truck or other approved method. Unless otherwise directed by the Engineer, during dry periods between rains, a minimum of two applications per day will be necessary.

Silt Fence Placement, maintenance, and removal of silt fence at areas designated by the Engineer. The work shall be placed by methods and materials in accordance with Sections 280 and 1080 of the SSRBC, except as amended herein.

DEFICIENCY CHARGE:

The Village reserves the right to apply deficiency deductions per the applicable portions of Article 105.03 of the SSRBC.

Basis of Payment: This work shall be paid for at the contract Lump Sum price for: EROSION, SEDIMENTATION AND DUST CONTROL except for INLET FILTERS.

This work shall also be paid for at the contract unit price per Each for INLET FILTERS or INLET FILTERS CLEANING

27 TRAFFIC CONTROL, MAINTENANCE OF TRAFFIC

Description: This item shall include the furnishing, installing, maintaining, relocating and removing of all traffic control devices and personnel used for the purpose of regulating, warning, or directing traffic during the construction of this project. Placement and maintenance of all traffic control devices shall be in accordance with the applicable parts of Article 107.14 and Section 701 of the Standard Specifications and included Highway Standards. All traffic control devices used on this project shall conform to the Standard Specifications for Traffic Control Devices and the Illinois Manual on Uniform Traffic Control Devices. No waiving of these requirements will be allowed without prior written approval of the Engineer.

The Contractor shall protect all workers engaged in the project, and shall provide for safe and convenient public travel by providing adequate traffic control under all circumstances. Such circumstances may include, but not be limited to work performed along the route under construction, road closures for construction operations of any type, or when any section of the road is opened to traffic prior to completion of all work. The Contractor shall ensure that work zone in question is properly signed, barricaded and otherwise marked.

The contractor will be responsible for the proper location, installation, and arrangement of all traffic control devices during the period of construction. All open excavations shall be protected by Type I barricades equipped with working bi-directional flashing lights at each end of the excavation, as well as at 50-foot intervals between ends for excavations greater than 50 feet in length and weighted down by **one sandbag per each barricade**. All street closures shall be protected by Type III barricades equipped with working bi-directional flashing lights and weighted down by **eight sandbags per each barricade**.

The Contractor shall plan his work so that there will be no open excavations during non-working hours and that all barricades not necessary have been removed from the pavement during non-working hours.

In the event that one direction of vehicular travel must be closed, the Contractor has the option of setting up a detour route or using flaggers (minimum of two) to direct traffic around the work area. The Engineer shall approve proper signing and barricading of the detour route and lane closures, and shall issue written authorization prior to closure.

In the event that both directions of vehicular travel must be closed, the Contractor shall set up a detour route to direct traffic around the work area. The Engineer shall approve proper signing and barricading of the detour route and shall issue written authorization prior to closure.

The Contractor shall maintain his operations in a manner such that traffic flow shall not be substantially impeded during the construction of the proposed improvements. Where traffic must cross open trenches during a given work day, the Contractor shall provide steel plates at street intersections and driveways. Prior to the end of a given work day, the pavement surface shall be temporarily restored.

No open excavation may be left overnight or on the weekend without the express written permission of the Engineer.

No street closure shall be permitted without the express written permission of the Engineer. No street closure may exceed 800 linear feet, nor be in effect from Friday night at 4:30PM to Monday morning at 9:00AM. Where it is necessary to establish a temporary detour, all the requirements of the Standard Specifications and MUTCD shall be met.

As the condition and location of the work changes, the Contractor shall maintain all traffic control devices and personnel engaged in traffic control, in a manner that will accommodate the changing particulars of the work at any given time. Advance warnings, detour and directional information and other controls or directions necessary for safe passage of traffic around the work site shall be reviewed and changed, if necessary, to meet the needs of the situation. Signage erected, but not necessary or proper for the situation ahead shall be covered or taken down. Barricading and signage shall be monitored by the Contractor on a daily basis to ensure that it meets the requirements for work zone safety for the conditions of the particular work being performed.

The Contractor shall provide a name and phone number of a responsible party capable of providing emergency service, 24 hours per day, for the duration of the Project.

DEFICIENCY CHARGE:

The primary concern of the Village is to maintain a safe travel way for the public and a safe environment for the work in the construction zone. The Contractor is expected to comply with the Standard Specifications, contract plans, the Special Provisions and directions from the Engineer concerning traffic control and protection. The Contractor shall provide a telephone number where a responsible individual can be contacted on a 24-hour-a-day basis to receive notification of any deficiencies regarding traffic control and protection. The Contractor shall immediately respond correcting traffic control deficiencies by dispatching workers, materials and equipment to correct such deficiencies.

Failure to comply with directions from the Engineer for corrections or modifications to the traffic control and protection will result in a deduction of either \$1,000 or 0.05 percent of the awarded contract value, whichever is greater, in accordance with Article 105.03. This charge is separate from the cost of any corrective work ordered. The Contractor shall not be relieved of any contractual responsibilities by the Village's actions.

Basis of Payment: This work shall be paid for at the contract Lump Sum price for TRAFFIC CONTROL, MAINTENANCE OF TRAFFIC which price shall be payment in full for the installation and maintenance of proper traffic control to protect the work and public for the duration of the Project.

28 HOT-MIX ASPHALT BINDER AND SURFACE COURSE

This item shall be done in accordance with all applicable parts of Sections 406 and 1030 of the SSRBC, the included D-1 and BDE Specifications, and included mix table.

All preparation of the existing base shall be considered incidental to its respective pay item. This shall include but not be limited to cleaning cracks with an air compressor or other approved method prior to placement of mixture for cracks, joints and flangeways.

The target value for the air voids of the Hot-Mix Asphalt Surface Course, Mix D, N50 shall be 3.5% at the design number of gyrations.

Basis of Payment: Prime Coat shall be paid for at the contract unit price per Gallon for BITUMINOUS MATERIALS (PRIME COAT), and at the contract unit price per Ton for AGGREGATE (PRIME COAT).

The HMA surfacing shall be paid for at the contract unit price per Ton for MIXTURE FOR CRACKS, JOINTS AND FLANGEWAYS, and LEVELING BINDER (MACHINE METHOD), N50, and HOT-MIX ASPHALT SURFACE COURSE, MIX D, N50.

29 **IEPA CLEAN CONSTRUCTION AND DEMOLITION DEBRIS**

Description: If construction activities will result in removal and disposal of excavation spoils, per Illinois Public Act 96-1416 and the Illinois Environmental Protection Agency, soil sampling and analysis, along with certification from a licensed professional engineer (PE) or licensed professional geologist (PG) that the soil is uncontaminated, will be required prior to clean construction and demolition debris (CCDD) facility acceptance. However, if the subject property has never been used for industrial or commercial purposes, and is not adjacent to Potentially Impacted Properties (PIP's), then the site owner or operator may certify that the soil is uncontaminated by use of IEPA form LPC-662.

To facilitate meeting the above requirements, the Village will supply a signed LPC-663 or LPC-662 form. Neither the LPC-663/662, nor the report shall be considered a guarantee that excavated material shall meet the requirements of Illinois Public Act 96-1416, and the Contractor shall be responsible for satisfactory removal and disposal of all material as specified herein. No additional environmental testing of the existing on-site material may be performed without prior written permission from the Engineer. In the event that Contractor performs any additional testing without the written permission of the Engineer, Contractor will be required to properly and legally dispose of all material from the project site, regardless of its suitability for disposal in a CCDD facility, at his own expense, without any additional payment for testing, hauling and disposal as specified below.

The Village anticipates that one or more of the following CCDD facilities will accept material from this project:

- Reliable Lyons CCDD, 4226 Lawndale Ave, Lyons, IL 60534
- Hanson Material Service, 125 N Independence Blvd Romeoville, IL 60446
- Bluff City Materials, 1245 Gifford Rd, Elgin, IL 60120
- Vulcan Materials, 5500 Joliet Rd, McCook, IL 60525
- Heartland Recycling Aurora CCDD, Mettel Rd, Aurora, IL 60505
- Elmhurst Chicago Stone, 351 Royce Rd, Bolingbrook, IL 60440

Contractor shall consult with these facilities prior to submitting a bid for this project. Contractor shall base his bid on hauling all CCDD generated by this project to these facilities. No additional compensation will be allowed for hauling to any other facilities, for any reason, unless none of the above listed facilities will accept the material. If an alternate facility was approved by the Village prior to bid submittal, and that facility will no longer accept the material, the facilities listed above shall be used by the Contractor at no additional cost to the Village, unless none of the above facilities will accept the material. In the case where neither any of the above listed facilities, nor a pre-approved alternate facility, will accept the material, the Village and Contractor shall attempt to locate an alternate facility, unless the material is classified as unsuitable for disposal in a CCDD facility, in which case it shall be hauled to a landfill and paid for as specified below. Should the Contractor wish to haul material to an alternate facility, the name, location and contact information for the proposed facility shall be submitted to the Village for evaluation, a minimum of five (5) calendar days prior to submission of a bid. Any costs associated with additional sampling, analysis, and/or reporting to meet the acceptance requirements of the alternate facility shall be borne by the bidding Contractor and included within the Contractor's bid. By submitting a bid, Contractor agrees that at least one (1) of the above listed facilities, or an alternate facility approved by the Village in writing prior to the submission of the bid, will accept the material and shall be used for disposal of all CCDD from this project, unless otherwise determined to be non-hazardous special waste as specified below. In the event that the Contractor needs to alter the CCDD facility used for placement of excavated material, the Contractor shall notify the Engineer no later than three (3) days in advance of the planned alteration. In no event shall material be hauled to an alternate facility without the

written permission of the Engineer.

Construction Requirements: The Contractor shall be responsible for satisfactory removal and disposal of all waste material, asphalt, concrete, stone, dirt, and debris generated or discovered in the course of the work. Removal and disposal of excavation items being disposed of at a clean construction and demolition debris (CCDD) facility shall meet the requirements of Public Act 96-1416. This work shall be incidental and shall not be paid for separately, with the exception of the **ADDITIONAL HAULING SURCHARGE, NON-HAZARDOUS SPECIAL WASTE** as specified below.

The temporary storing of excavated materials within the public right-of-way or project limits shall not be allowed unless approved by the Engineer. It shall be the Contractor's responsibility to find an approved dumpsite for debris and any excavated materials. The Village will not provide one.

The Contractor shall employ a licensed testing firm, as approved by Engineer, to screen each truck-load of material on-site, using a PID or FID field screen or other acceptable method. The PID shall be calibrated on a daily basis. The Contractor shall enter all truck-loads leaving the site into an on-site screening log including, but not limited to, project name, date, time, weather conditions, name of screener, hauling company, truck number, screening method, background PID reading, calibrated PID reading, truck/bucket PID reading, and description of materials screened. Each day prior to the first truck leaving the site, Engineer and Contractor's testing consultant shall agree on the allowable PID reading in accordance with the receiving CCDD facility procedures (typically 0.0 or daily background levels). The receiving CCDD facility may be consulted daily, or periodically, as needed to verify that the appropriate value is being used. If said screen indicates levels that will be unacceptable for disposal at the CCDD facility, the material shall be quarantined on-site for further evaluation. If material is rejected at the CCDD facility, it shall be returned to the project site and quarantined for further evaluation. No additional compensation shall be allowed for returning a rejected load back to the project site, or any other additional hauling, loading, unloading, etc, as may be required. Should it be determined by the Village or Village's agent that the material is not suitable for disposal in a CCDD facility, the Contractor shall be responsible for properly disposing of the material at an acceptable landfill, and providing the Village with all of the proper paperwork to document the material disposal with the IEPA. This work shall be paid for as specified below. If a truck-load is rejected by a CCDD facility after leaving the project site, and said truck-load is not identified in the on-site screening log, the Contractor shall still be required to properly dispose of the material and provide the Village with the necessary documentation, but shall not be additionally compensated as specified below.

All additional work to satisfy these requirements shall be the responsibility of the Contractor. All costs associated with meeting these requirements shall be paid for as specified herein. These costs shall include but are not limited to all required testing, lab analysis, and certification by a licensed professional engineer (PE) or licensed professional geologist (PG), if required, in addition to the cost of additional hauling, dump fees, etc. Payment for this work shall be in addition to payment for EARTH EXCAVATION per the contract unit price. No adjustment to the contract unit price will be allowed due to changes to quantities based on actual field conditions.

Basis of Payment: This work shall be paid for at the contract unit price per **LOAD** for **ADDITIONAL HAULING SURCHARGE, NON-HAZARDOUS SPECIAL WASTE**, which price shall be payment in full for the work as specified herein.

SPECIAL PROVISION
FOR
CONSTRUCTION DEBRIS

Effective October 18, 1999

Add the following to the third paragraph of Article 202.03 of the Standard Specifications:

“The Contractor shall not conduct any generation, transportation, or recycling of construction or demolition debris, clean or general or uncontaminated soil generated during construction, remodeling, repair, and demolition of utilities, structures, and roads that is not commingled with any waste, without the maintenance of documentation identifying the hauler, generator, place of origin of the debris or soil, the weight or volume of the debris or soil, and the location, owner, and operator of the facility where the debris or soil was transferred, disposed, recycled or treated. This documentation must be maintained by the Contractor for 3 years.”

ADJUSTMENTS AND RECONSTRUCTIONS

Effective: March 15, 2011

Revise the first paragraph of Article 602.04 to read:

"602.04 Concrete. Cast-in-place concrete for structures shall be constructed of Class SI concrete according to the applicable portions of Section 503. Cast-in-place concrete for pavement patching around adjustments and reconstructions shall be constructed of Class PP-1 concrete, unless otherwise noted in the plans, according to the applicable portions of Section 1020."

Revise the third, fourth and fifth sentences of the second paragraph of Article 602.11(c) to read:

"Castings shall be set to the finished pavement elevation so that no subsequent adjustment will be necessary, and the space around the casting shall be filled with Class PP-1 concrete, unless otherwise noted in the plans, to the elevation of the surface of the base course or binder course. HMA surface or binder course material shall not be allowed. The pavement may be opened to traffic according to Article 701.17(e)(3)b."

Revise Article 603.05 to read:

"603.05 Replacement of Existing Flexible Pavement. After the castings have been adjusted, the surrounding space shall be filled with Class PP-1 concrete, unless otherwise noted in the plans, to the elevation of the surface of the base course or binder course. HMA surface or binder course material shall not be allowed. The pavement may be opened to traffic according to Article 701.17(e)(3)b."

Revise Article 603.06 to read:

"603.06 Replacement of Existing Rigid Pavement. After the castings have been adjusted, the pavement and HMA that was removed, shall be replaced with Class PP-1 concrete, unless otherwise noted in the plans, not less than 9 in. (225 mm) thick. The pavement may be opened to traffic according to Article 701.17(e)(3)b.

The surface of the Class PP concrete shall be constructed flush with the adjacent surface."

Revise the first sentence of Article 603.07 to read:

"603.07 Protection Under Traffic. After the casting has been adjusted and the Class PP concrete has been placed, the work shall be protected by a barricade and two lights according to Article 701.17(e)(3)b."

DRAINAGE AND INLET PROTECTION UNDER TRAFFIC (DISTRICT 1)

Effective: April 1, 2011

Revised: April 2, 2011

Add the following to Article 603.02 of the Standard Specifications:

- “(i) Temporary Hot-Mix Asphalt (HMA) Ramp (Note 1)1030
- “(j) Temporary Rubber Ramps (Note 2)

Note 1. The HMA shall have maximum aggregate size of 3/8 in. (95 mm).

Note 2. The rubber material shall be according to the following.

Property	Test Method	Requirement
Durometer Hardness, Shore A	ASTM D 2240	75 ±15
Tensile Strength, psi (kPa)	ASTM D 412	300 (2000) min
Elongation, percent	ASTM D 412	90 min
Specific Gravity	ASTM D 792	1.0 - 1.3
Brittleness, °F (°C)	ASTM D 746	-40 (-40)''

Revise Article 603.07 of the Standard Specifications to read:

“603.07 Protection Under Traffic. After the casting has been adjusted and the Class PP concrete has been placed, the work shall be protected by a barricade and two lights according to Article 701.17(e)(3)b.

When castings are under traffic before the final surfacing operation has been started, properly sized temporary ramps shall be placed around the drainage and/or utility castings according to the following methods.

- (a) Temporary Asphalt Ramps. Temporary hot-mix asphalt ramps shall be placed around the casting, flush with its surface and decreasing to a featheredge in a distance of 2 ft (600 mm) around the entire surface of the casting.
- (b) Temporary Rubber Ramps. Temporary rubber ramps shall only be used on roadways with permanent posted speeds of 40 mph or less and when the height of the casting to be protected meets the proper sizing requirements for the rubber ramps as shown below.

Dimension	Requirement

Inside Opening	Outside dimensions of casting + 1 in. (25 mm)
Thickness at inside edge	Height of casting \pm 1/4 in. (6 mm)
Thickness at outside edge	1/4 in. (6 mm) max.
Width, measured from inside opening to outside edge	8 1/2 in. (215 mm) min

Placement shall be according to the manufacturer's specifications.

Temporary ramps for castings shall remain in place until surfacing operations are undertaken within the immediate area of the structure. Prior to placing the surface course, the temporary ramp shall be removed. Excess material shall be disposed of according to Article 202.03."

FINE AGGREGATE FOR HOT- MIX ASPHALT (HMA) (D-1)

Effective: May 1, 2007

Revised: January 1, 2012

Revise Article 1003.03 (c) of the Standard Specifications to read:

“(c) Gradation. The fine aggregate gradation for all HMA shall be FA1, FA 2, FA 20, FA 21 or FA 22. When Reclaimed Asphalt Pavement (RAP) is incorporated in the HMA design, the use of FA 21 Gradation will not be permitted.

FRICITION SURFACE AGGREGATE (D1)

Effective: January 1, 2011

Revised: November 1, 2013

Revise Article 1004.01(a)(4) of the Standard Specifications to read:

- “(4) Crushed Stone. Crushed stone shall be the angular fragments resulting from crushing undisturbed, consolidated deposits of rock by mechanical means. Crushed stone shall be divided into the following, when specified.
- a. Carbonate Crushed Stone. Carbonate crushed stone shall be either dolomite or limestone. Dolomite shall contain 11.0 percent or more magnesium oxide (MgO). Limestone shall contain less than 11.0 percent magnesium oxide (MgO).
 - b. Crystalline Crushed Stone. Crystalline crushed stone shall be either metamorphic or igneous stone, including but is not limited to, quartzite, granite, rhyolite and diabase.”

Revise Article 1004.03(a) of the Standard Specifications to read:

“**1004.03 Coarse Aggregate for Hot-Mix Asphalt (HMA).** The aggregate shall be according to Article 1004.01 and the following revisions.

(a) Description. The coarse aggregate for HMA shall be according to the following table:

Use	Mixture	Aggregates Allowed
Class A	Seal or Cover	<u>Allowed Alone or in Combination:</u> Gravel Crushed Gravel Carbonate Crushed Stone Crystalline Crushed Stone Crushed Sandstone Crushed Slag (ACBF) Crushed Steel Slag Crushed Concrete

Use	Mixture	Aggregates Allowed	
HMA All Other	Shoulders	<u>Allowed Alone or in Combination:</u> Gravel Crushed Gravel Carbonate Crushed Stone Crystalline Crushed Stone Crushed Sandstone Crushed Slag (ACBF) ^{1/} Crushed Steel Slag ^{1/} Crushed Concrete	
HMA High ESAL Low ESAL	C Surface IL-12.5,IL-9.5, or IL-9.5L	<u>Allowed Alone or in Combination:</u> Crushed Gravel Carbonate Crushed Stone Crystalline Crushed Stone Crushed Sandstone Crushed Slag (ACBF) ^{1/} Crushed Steel Slag ^{1/} Crushed Concrete	
HMA High ESAL	D Surface IL-12.5 or IL-9.5	<u>Allowed Alone or in Combination:</u> Crushed Gravel Carbonate Crushed Stone (other than Limestone) Crystalline Crushed Stone Crushed Sandstone Crushed Slag (ACBF) ^{1/} Crushed Steel Slag ^{1/} Crushed Concrete	
		<u>Other Combinations Allowed:</u>	
		<i>Up to...</i>	<i>With...</i>
		25% Limestone	Dolomite
		50% Limestone	Any Mixture D aggregate other than Dolomite
75% Limestone	Crushed Slag (ACBF) ^{1/} or Crushed Sandstone		

Use	Mixture	Aggregates Allowed		
HMA High ESAL	F Surface IL-12.5 or IL-9.5	<u>Allowed Alone or in Combination:</u> Crystalline Crushed Stone Crushed Sandstone Crushed Slag (ACBF) ^{1/} Crushed Steel Slag ^{1/} No Limestone or no Crushed Gravel alone.		
		<u>Other Combinations Allowed:</u>		
		<table border="1"> <thead> <tr> <th><i>Up to...</i></th> <th><i>With...</i></th> </tr> </thead> <tbody> <tr> <td>50% Crushed Gravel, or Dolomite</td> <td>Crushed Sandstone, Crushed Slag (ACBF)^{1/}, Crushed Steel Slag^{1/}, or Crystalline Crushed Stone</td> </tr> </tbody> </table>	<i>Up to...</i>	<i>With...</i>
<i>Up to...</i>	<i>With...</i>			
50% Crushed Gravel, or Dolomite	Crushed Sandstone, Crushed Slag (ACBF) ^{1/} , Crushed Steel Slag ^{1/} , or Crystalline Crushed Stone			
HMA High ESAL	SMA Ndesign 80 Surface	Crystalline Crushed Stone Crushed Sandstone Crushed Steel Slag		

1/ When either slag is used, the blend percentages listed shall be by volume.

Add the following to Article 1004.03 (b):

“ When using Crushed Concrete, the quality shall be determined as follows. The Contractor shall obtain a representative sample from the stockpile, witnessed by the Engineer, at a frequency of 2500 tons (2300 metric tons). The sample shall be a minimum of 50 lb (25 kg). The Contractor shall submit the sample to the District Office. The District will forward the sample to the BMPR Aggregate Lab for MicroDeval Testing, according to Illinois Modified AASHTO T 327. A maximum loss of 15.0 percent by weight will be applied for acceptance. The stockpile shall be sealed until test results are complete and found to meet the specifications above.”

HMA MIXTURE DESIGN REQUIREMENTS (D-1)

Effective: January 1, 2013

Revised: November 1, 2013

Revise Article 406.14(b) of the Standard Specifications to read.

“(b) If the HMA placed during the initial test strip (1) is determined to be unacceptable to remain in place by the Engineer, and (2) was not produced within 2.0 to 6.0 percent air voids or within the individual control limits of the JMF, the mixture and test strip will not be paid for and the mixture shall be removed at the Contractor’s expense. An additional test strip and mixture will be paid for in full, if produced within 2.0 to 6.0 percent air voids and within the individual control limits of the JMF.”

Revise Article 406.14(c) of the Standard Specifications to read.

“(c) If the HMA placed during the initial test strip (1) is determined to be unacceptable to remain in place by the Engineer, and (2) was produced within 2.0 to 6.0 percent air voids and within the individual control limits of the JMF, the mixture shall be removed. Removal will be paid in accordance to Article 109.04 of the Standard Specifications. This initial mixture and test strip will be paid for at the contract unit prices. The additional mixture will be paid for at the contract unit price, and any additional test strips will be paid for at one half the unit price of each test strip.”

1) Design Composition and Volumetric Requirements

Revise the following table in Article 1030.01 of the Standard Specifications to read.

High ESAL	IL-25.0 binder; IL-19.0 binder; IL-12.5 surface; IL-9.5 surface; IL-4.75, SMA
-----------	--

Revise the following table in Article 1030.04(a)(1):

“(1) High ESAL Mixtures. The Job Mix Formula (JMF) shall fall within the following limits.

High ESAL, MIXTURE COMPOSITION (% PASSING) ^{1/}														
Sieve Size	IL-25.0 mm		IL-19.0 mm		IL-12.5 mm		IL-9.5 mm		IL-4.75 mm		SMA ^{4/} IL-12.5 mm		SMA ^{4/} IL-9.5 mm	
	Min	max	min	max	min	max	min	max	min	max	min	max	min	max
1 1/2 in. (37.5 mm)		100												
1 in. (25 mm)	90	100		100										
3/4 in. (19 mm)		90	82	100		100						100		
1/2 in. (12.5 mm)	45	75	50	85	90	100		100		100	80	100		100
3/8 in. (9.5 mm)						89	90	100		100		65	90	100
#4 (4.75 mm)	24	42 ^{2/}	24	50 ^{2/}	28	65	32	69	90	100	20	30	36	50

#8 (2.36 mm)	16	31	20	36	28	48 ^{3/}	32	52 ^{3/}	70	90	16	24 ^{5/}	16	32
#16 (1.18 mm)	10	22	10	25	10	32	10	32	50	65				
#30 (600 μm)											12	16	12	18
#50 (300 μm)	4	12	4	12	4	15	4	15	15	30				
#100 (150 μm)	3	9	3	9	3	10	3	10	10	18				
#200 (75 μm)	3	6	3	6	4	6	4	6	7	9 ^{6/}	7.0	9.0 ^{6/}	7.5	9.5 ^{6/}
Ratio Dust/Asphalt Binder		1.0		1.0		1.0		1.0		1.0		1.5		1.5

- 1/ Based on percent of total aggregate weight.
- 2/ The mixture composition shall not exceed 40 percent passing the #4 (4.75 mm) sieve for binder courses with Ndesign ≥ 90.
- 3/ The mixture composition shall not exceed 44 percent passing the #8 (2.36 mm) sieve for surface courses with Ndesign ≥ 90.
- 4/ The maximum percent passing the 20 μm sieve shall be ≤ 3 percent.
- 5/ When establishing the Adjusted Job Mix Formula (AJMF) the #8 (2.36mm) sieve shall not be adjusted above 24 percent.
- 6/ Additional minus No. 200 (0.075 mm) material required by the mix design shall be mineral filler, unless otherwise approved by the Engineer.”

Delete Article 1030.04(a)(4) of the Standard Specifications.

Revise Article 1030.04(b)(1) of the Standard Specifications to read.

- “(1) High ESAL Mixtures. The target value for the air voids of the HMA shall be 4.0 percent and for IL-4.75 it shall be 3.5 percent at the design number of gyrations. The VMA and VFA of the HMA design shall be based on the nominal maximum size of the aggregate in the mix, and shall conform to the following requirements.

VOLUMETRIC REQUIREMENTS High ESAL						
Ndesign	Voids in the Mineral Aggregate (VMA), % minimum					Voids Filled with Asphalt Binder (VFA), %
	IL-25.0	IL-19.0	IL-12.5	IL-9.5	IL-4.75 ^{1/}	
50	12.0	13.0	14.0	15.0	18.5	65 – 78 ^{2/}
70						
90					65 - 75	
105						

1/ Maximum Draindown for IL-4.75 shall be 0.3%

2/ VFA for IL-4.75 shall be 72-85%”

Delete Article 1030.04(b) (4) of the Standard Specifications.

Revise table in Article 1030.04(b)(5) as follows:

“(5) SMA Mixtures.

Volumetric Requirements SMA ^{1/}			
Ndesign	Design Air Voids Target %	Voids in the Mineral Aggregate (VMA), % min.	Voids Filled with Asphalt (VFA), %
80 ^{4/}	3.5	17 ^{2/}	75 - 83
		16 ^{3/}	

1/ Maximum Draindown shall be 0.3%.

2/ Applies when specific gravity of coarse aggregate is ≥ 2.760 .

3/ Applies when specific gravity of coarse aggregate is < 2.760 .

4/ For surface course, coarse aggregate shall be Class B Quality; the coarse aggregate can be crushed steel slag, crystalline crushed stone or crushed sandstone.*

For binder course, coarse aggregate shall be crushed stone (dolomite), crushed gravel, crystalline crushed stone, or crushed sandstone.*

*Blending of different types of aggregate will not be permitted.

2) Design Verification and Production

Description. The following states the requirements for Hamburg Wheel and Tensile Strength testing for High ESAL, IL-4.75, and Stone Matrix Asphalt (SMA) hot-mix asphalt (HMA) mixes during mix design verification and production.

When the options of Warm Mix Asphalt, Reclaimed Asphalt Shingles, or Reclaimed Asphalt Pavement are used by the Contractor, the Hamburg Wheel and tensile strength requirements in this special provision will be superseded by the special provisions for Warm Mix Asphalt and/or by the District special provision for Reclaimed Asphalt Pavement and Reclaimed Asphalt Shingles as applicable.

Mix Design Testing. Add the following to Article 1030.04 of the Standard Specifications:

“(d) Verification Testing. High ESAL, IL-4.75, and SMA mix designs submitted for verification will be tested to ensure that the resulting mix designs will pass the required criteria for the Hamburg Wheel Test (IL mod AASHTO T-324) and the Tensile Strength Test (IL mod AASHTO T-283). The Department will perform a verification test on gyratory specimens compacted by the Contractor. If the mix fails the Department’s verification test, the Contractor shall make the necessary changes to the mix and resubmit compacted specimens to the Department for verification. If the mix fails again, the mix design will be rejected.

All new and renewal mix designs will be required to be tested, prior to submittal for Department verification meeting the following requirements:

(1)Hamburg Wheel Test criteria.

Asphalt Binder Grade	# Repetitions	Max Rut Depth (mm)
PG 70 -XX (or higher)	20,000	12.5
PG 64 -XX (or lower)	10,000	12.5

Note: For SMA Designs (N-80) the maximum rut depth is 6.0 mm at 20,000 repetitions.

For IL 4.75mm Designs (N-50) the maximum rut depth is 9.0mm at 15,000 repetitions.

(2) Tensile Strength Criteria. The minimum allowable conditioned tensile strength shall be 415 kPa (60 psi) for non-polymer modified performance graded (PG) asphalt binder and 550 kPa (80 psi) for polymer modified PG asphalt binder. The maximum allowable unconditioned tensile strength shall be 1380 kPa (200 psi).”

Production Testing.

Revise first paragraph of Article 1030.06(a) to read:

“(a) High ESAL and IL-4.75 Mixtures. For each contract, a 300 ton (275 metric tons) test strip, except for IL -4.75 it will be 400 ton (363 metric ton), will be required at the beginning of HMA production for each mixture with a quantity of 3000 tons (2750 metric tons) or more according to the Manual of Test Procedures for Materials “Hot Mix Asphalt Test Strip Procedures”.”

Delete second paragraph of Article 1030.06 (a).

Revise first sentence in fourth paragraph of Article 1030.06 (a) to read:

“Before constructing the test strip, target values shall be determined by applying gradation correction factors to the JMF when applicable.”

Mixture sampled to represent the test strip shall include additional material sufficient for the Department to conduct Hamburg Wheel testing according to Illinois Modified AASHTO T324 (approximately 60 lb (27 kg) total).

Add the following to Article 1030.06 of the Standard Specifications:

“(c) Hamburg Wheel Test. All HMA mixtures shall be sampled within the first 500 tons (450 metric tons) on the first day of production or during start up with a split reserved for the Department. The mix sample shall be tested according to the Illinois Modified AASHTO T 324 and shall meet the requirements specified herein. Mix production shall not exceed 1500 tons (1350 metric tons) or one day’s production, whichever comes first, until the testing is completed and the mixture is found to be in conformance. The requirement to cease mix production may be waived if the plant produced mixture demonstrates conformance prior to start of mix production for a contract. The Department may conduct additional Hamburg Wheel Tests on production material as determined by the Engineer. If the mixture fails to meet the Hamburg Wheel criteria, no further mixture will be accepted until the Contractor takes such action as is necessary to furnish a mixture meeting the criteria”

The Contractor shall immediately cease production upon notification by the Engineer of failing Hamburg Wheel test. All prior produced material may be paved out provided all other mixture criteria are being met. No additional mixture shall be produced until the Engineer receives passing Hamburg Wheel tests.

Basis of Payment. Revise the seventh paragraph of Article 406.14 of the Standard Specifications to read:

“For all mixes designed and verified under the Hamburg Wheel criteria, the cost of furnishing and introducing anti-stripping additives in the HMA will not be paid for separately, but shall be considered as included in the contract unit price of the HMA item involved.

No additional compensation will be awarded to the Contractor because of reduced production rates associated with the addition of the anti-stripping additive.”

RECLAIMED ASPHALT PAVEMENT AND RECLAIMED ASPHALT SHINGLES (D-1)

Effective: November 1, 2012

Revise: November 1, 2013

Revise Section 1031 of the Standard Specifications to read:

"SECTION 1031. RECLAIMED ASPHALT PAVEMENT AND RECLAIMED ASPHALT SHINGLES

1031.01 Description. Reclaimed asphalt pavement and reclaimed asphalt shingles shall be according to the following.

- (a) Reclaimed Asphalt Pavement (RAP). RAP is the material resulting from cold milling or crushing an existing hot-mix asphalt (HMA) pavement. RAP will be considered processed FRAP after completion of both crushing and screening to size. The Contractor shall supply written documentation that the RAP originated from routes or airfields under federal, state, or local agency jurisdiction.
- (b) Reclaimed Asphalt Shingles (RAS). Reclaimed asphalt shingles (RAS). RAS is from the processing and grinding of preconsumer or post-consumer shingles. RAS shall be a clean and uniform material with a maximum of 0.5 percent unacceptable material, as defined in Bureau of Materials and Physical Research Policy Memorandum "Reclaimed Asphalt Shingle (RAS) Sources", by weight of RAS. All RAS used shall come from a Bureau of Materials and Physical Research approved processing facility where it shall be ground and processed to 100 percent passing the 3/8 in. (9.5 mm) sieve and 90 percent passing the #4 (4.75 mm) sieve. RAS shall meet the testing requirements specified herein. In addition, RAS shall meet the following Type 1 or Type 2 requirements.
 - (1) Type 1. Type 1 RAS shall be processed, preconsumer asphalt shingles salvaged from the manufacture of residential asphalt roofing shingles.
 - (2) Type 2. Type 2 RAS shall be processed post-consumer shingles only, salvaged from residential, or four unit or less dwellings not subject to the National Emission Standards for Hazardous Air Pollutants (NESHAP).

1031.02 Stockpiles. RAP and RAS stockpiles shall be according to the following.

- (a) RAP Stockpiles. The Contractor shall construct individual, sealed RAP stockpiles meeting one of the following definitions. Additional processed RAP (FRAP) shall be stockpiled in a separate working pile, as designated in the QC Plan, and only added to the sealed stockpile when test results for the working pile are complete and are found to meet tolerances specified herein for the original sealed FRAP stockpile. Stockpiles shall be sufficiently separated to prevent intermingling at the base. All stockpiles (including

unprocessed RAP and FRAP) shall be identified by signs indicating the type as listed below (i.e. "Non- Quality, FRAP -#4 or Type 2 RAS", etc...).

- (1) Fractionated RAP (FRAP). FRAP shall consist of RAP from Class I, Superpave HMA (High and Low ESAL) or equivalent mixtures. The coarse aggregate in FRAP shall be crushed aggregate and may represent more than one aggregate type and/or quality but shall be at least C quality. All FRAP shall be processed prior to testing and sized into fractions with the separation occurring on or between the #4 (4.75 mm) and 1/2 in. (12.5 mm) sieves. Agglomerations shall be minimized such that 100 percent of the RAP in the coarse fraction shall pass the maximum sieve size specified for the mix the FRAP will be used in.
- (2) Restricted FRAP (B quality) stockpiles shall consist of RAP from Class I, Superpave (High ESAL), or HMA (High ESAL). If approved by the Engineer, the aggregate from a maximum 3.0 inch single combined pass of surface/binder milling will be classified as B quality. All millings from this application will be processed into FRAP as described previously.
- (3) Conglomerate. Conglomerate RAP stockpiles shall consist of RAP from Class I, Superpave HMA (High and Low ESAL) or equivalent mixtures. The coarse aggregate in this RAP shall be crushed aggregate and may represent more than one aggregate type and/or quality but shall be at least C quality. This RAP may have an inconsistent gradation and/or asphalt binder content prior to processing. All conglomerate RAP shall be processed (FRAP) prior to testing. Conglomerate RAP stockpiles shall not contain steel slag or other expansive material as determined by the Department.
- (4) Conglomerate "D" Quality (DQ). Conglomerate DQ RAP stockpiles shall consist of RAP from HMA shoulders, bituminous stabilized subbases or Superpave (Low ESAL)/HMA (Low ESAL) IL-19.0L binder mixture. The coarse aggregate in this RAP may be crushed or round but shall be at least D quality. This RAP may have an inconsistent gradation and/or asphalt binder content. Conglomerate DQ RAP stockpiles shall not contain steel slag or other expansive material as determined by the Department.
- (5) Non-Quality. RAP stockpiles that do not meet the requirements of the stockpile categories listed above shall be classified as "Non-Quality".

RAP or FRAP containing contaminants, such as earth, brick, sand, concrete, sheet asphalt, bituminous surface treatment (i.e. chip seal), pavement fabric, joint sealants, plant cleanout etc., will be unacceptable unless the contaminants are removed to the satisfaction of the Engineer. Sheet asphalt shall be stockpiled separately.

- (b) RAS Stockpiles. Type 1 and Type 2 RAS shall be stockpiled separately and shall be sufficiently separated to prevent intermingling at the base. Each stockpile shall be signed indicating what type of RAS is present.

However, a RAS source may submit a written request to the Department for approval to blend mechanically a specified ratio of type 1 RAS with type 2 RAS. The source will not be permitted to change the ratio of the blend without the Department prior written approval. The Engineer's written approval will be required, to mechanically blend RAS with any fine aggregate produced under the AGCS, up to an equal weight of RAS, to improve workability. The fine aggregate shall be "B Quality" or better from an approved Aggregate Gradation Control System source. The fine aggregate shall be one that is approved for use in the HMA mixture and accounted for in the mix design and during HMA production.

Records identifying the shingle processing facility supplying the RAS, RAS type and lot number shall be maintained by project contract number and kept for a minimum of three years.

1031.03 Testing. FRAP and RAS testing shall be according to the following.

(a) FRAP Testing. When used in HMA, the FRAP shall be sampled and tested either during processing or after stockpiling. It shall also be sampled during HMA production.

(1) During Stockpiling. For testing during stockpiling, washed extraction samples shall be run at the minimum frequency of one sample per 500 tons (450 metric tons) for the first 2000 tons (1800 metric tons) and one sample per 2000 tons (1800 metric tons) thereafter. A minimum of five tests shall be required for stockpiles less than 4000 tons (3600 metric tons).

(2) Incoming Material. For testing as incoming material, washed extraction samples shall be run at a minimum frequency of one sample per 2000 tons (1800 metric tons) or once per week, whichever comes first.

(3) After Stockpiling. For testing after stockpiling, the Contractor shall submit a plan for approval to the District proposing a satisfactory method of sampling and testing the RAP/FRAP pile either in-situ or by restockpiling. The sampling plan shall meet the minimum frequency required above and detail the procedure used to obtain representative samples throughout the pile for testing.

Before extraction, each field sample of FRAP, shall be split to obtain two samples of test sample size. One of the two test samples from the final split shall be labeled and stored for Department use. The Contractor shall extract the other test sample according to Department procedure. The Engineer reserves the right to test any sample (split or Department-taken) to verify Contractor test results.

(b) RAS Testing. RAS shall be sampled and tested during stockpiling according to Bureau of Materials and Physical Research Policy Memorandum, "Reclaimed Asphalt Shingle (RAS) Sources". The Contractor shall also sample as incoming material at the HMA plant.

- (1) During Stockpiling. Washed extraction and testing for unacceptable materials shall be run at the minimum frequency of one sample per 200 tons (180 metric tons) for the first 1000 tons (900 metric tons) and one sample per 1000 tons (900 metric tons) thereafter. A minimum of five samples are required for stockpiles less than 1000 tons (900 metric tons). Once a ≤ 1000 ton (900 metric ton), five-sample/test stockpile has been established it shall be sealed. Additional incoming RAS shall be in a separate working pile as designated in the Quality Control plan and only added to the sealed stockpile when the test results of the working pile are complete and are found to meet the tolerances specified herein for the original sealed RAS stockpile.
- (2) Incoming Material. For testing as incoming material at the HMA plant, washed extraction shall be run at the minimum frequency of one sample per 250 tons (227 metric tons). A minimum of five samples are required for stockpiles less than 1000 tons (900 metric tons). The incoming material test results shall meet the tolerances specified herein.

The Contractor shall obtain and make available all test results from start of the initial stockpile sampled and tested at the shingle processing facility in accordance with the facility's QC Plan.

Before extraction, each field sample shall be split to obtain two samples of test sample size. One of the two test samples from the final split shall be labeled and stored for Department use. The Contractor shall extract the other test sample according to Department procedures. The Engineer reserves the right to test any sample (split or Department-taken) to verify Contractor test results.

1031.04 Evaluation of Tests. Evaluation of tests results shall be according to the following.

- (a) Evaluation of FRAP Test Results. All test results shall be compiled to include asphalt binder content, gradation and, when applicable (for slag), G_{mm} . A five test average of results from the original pile will be used in the mix designs. Individual extraction test results run thereafter, shall be compared to the average used for the mix design, and will be accepted if within the tolerances listed below.

Parameter	FRAP
No. 4 (4.75 mm)	$\pm 6 \%$
No. 8 (2.36 mm)	$\pm 5 \%$
No. 30 (600 μm)	$\pm 5 \%$
No. 200 (75 μm)	$\pm 2.0 \%$
Asphalt Binder	$\pm 0.3 \%$
G_{mm}	± 0.03 ^{1/}

- 1/ For stockpile with slag or steel slag present as determined in the current Manual of Test Procedures Appendix B 21, "Determination of Reclaimed Asphalt Pavement Aggregate Bulk Specific Gravity".

If any individual sieve and/or asphalt binder content tests are out of the above tolerances when compared to the average used for the mix design, the FRAP stockpile shall not be used in Hot-Mix Asphalt unless the FRAP representing those tests is removed from the stockpile. All test data and acceptance ranges shall be sent to the District for evaluation.

The Contractor shall maintain a representative moving average of five tests to be used for Hot-Mix Asphalt production.

With the approval of the Engineer, the ignition oven may be substituted for extractions according to the Illinois Test Procedure, "Calibration of the Ignition Oven for the Purpose of Characterizing Reclaimed Asphalt Pavement (RAP)" or Illinois Modified AASHTO T-164-11, Test Method A.

- (b) Evaluation of RAS Test Results. All of the test results, with the exception of percent unacceptable materials, shall be compiled and averaged for asphalt binder content and gradation. A five test average of results from the original pile will be used in the mix designs. Individual test results run thereafter, when compared to the average used for the mix design, will be accepted if within the tolerances listed below.

Parameter	RAS
No. 8 (2.36 mm)	± 5 %
No. 16 (1.18 mm)	± 5 %
No. 30 (600 µm)	± 4 %
No. 200 (75 µm)	± 2.5 %
Asphalt Binder Content	± 2.0 %

If any individual sieve and/or asphalt binder content tests are out of the above tolerances when compared to the average used for the mix design, the RAS shall not be used in Hot-Mix Asphalt unless the RAS representing those tests is removed from the stockpile. All test data and acceptance ranges shall be sent to the District for evaluation.

- (c) Quality Assurance by the Engineer. The Engineer may witness the sampling and splitting conduct assurance tests on split samples taken by the Contractor for quality control testing a minimum of once a month.

The overall testing frequency will be performed over the entire range of Contractor samples for asphalt binder content and gradation. The Engineer may select any or all split samples for assurance testing. The test results will be made available to the Contractor as soon as they become available.

The Engineer will notify the Contractor of observed deficiencies.

Differences between the Contractor's and the Engineer's split sample test results will be considered acceptable if within the following limits.

Test Parameter	Acceptable Limits of Precision	
	FRAP	RAS
% Passing: ^{1/}		
1 / 2 in.	5.0%	
No. 4	5.0%	
No. 8	3.0%	4.0%
No. 30	2.0%	3.0%
No. 200	2.2%	2.5%
Asphalt Binder Content	0.3%	1.0%
G _{mm}	0.030	

1/ Based on washed extraction.

In the event comparisons are outside the above acceptable limits of precision, the Engineer will immediately investigate.

- (d) Acceptance by the Engineer. Acceptable of the material will be based on the validation of the Contractor's quality control by the assurance process.

1031.05 Quality Designation of Aggregate in RAP and FRAP.

- (a) RAP. The aggregate quality of the RAP for homogenous, conglomerate, and conglomerate "D" quality stockpiles shall be set by the lowest quality of coarse aggregate in the RAP stockpile and are designated as follows.

- (1) RAP from Class I, Superpave/HMA (High ESAL), or (Low ESAL) IL-9.5L surface mixtures are designated as containing Class B quality coarse aggregate.
- (2) RAP from Superpave/HMA (Low ESAL) IL-19.0L binder mixture is designated as Class D quality coarse aggregate.
- (3) RAP from Class I, Superpave/HMA (High ESAL) binder mixtures, bituminous base course mixtures, and bituminous base course widening mixtures are designated as containing Class C quality coarse aggregate.
- (4) RAP from bituminous stabilized subbase and BAM shoulders are designated as containing Class D quality coarse aggregate.

- (b) FRAP. If the Engineer has documentation of the quality of the FRAP aggregate, the Contractor shall use the assigned quality provided by the Engineer.

If the quality is not known, the quality shall be determined as follows. Fractionated RAP stockpiles containing plus #4 (4.75 mm) sieve coarse aggregate shall have a maximum tonnage of 5,000 tons (4,500 metric tons). The Contractor shall obtain a representative sample witnessed by the Engineer. The sample shall be a minimum of 50 lb (25 kg). The sample shall be extracted according to Illinois Modified AASHTO T 164 by a consultant prequalified by the Department for the specified testing. The consultant shall submit the test results along with the recovered aggregate to the District Office. The cost for this testing shall be paid by the Contractor. The District will forward the sample to the BMPR Aggregate Lab for MicroDeval Testing, according to Illinois Modified AASHTO T 327. A maximum loss of 15.0 percent will be applied for all HMA applications. The fine aggregate portion of the fractionated RAP shall not be used in any HMA mixtures that require a minimum of "B" quality aggregate or better, until the coarse aggregate fraction has been determined to be acceptable thru a MicroDeval Testing.

1031.06 Use of FRAP and/or RAS in HMA. The use of FRAP and/or RAS shall be a Contractor's option when constructing HMA in all contracts.

- (a) FRAP. The use of FRAP in HMA shall be as follows.

- (1) Coarse Aggregate Size (after extraction). The coarse aggregate in all FRAP shall be equal to or less than the nominal maximum size requirement for the HMA mixture to be produced.
- (2) Steel Slag Stockpiles. FRAP stockpiles containing steel slag or other expansive material, as determined by the Department, shall be homogeneous and will be approved for use in HMA (High ESAL and Low ESAL) mixtures regardless of lift or mix type.
- (3) Use in HMA Surface Mixtures (High and Low ESAL). FRAP stockpiles for use in HMA surface mixtures (High and Low ESAL) shall have coarse aggregate that is Class B quality or better. FRAP shall be considered equivalent to limestone for frictional considerations unless produced/screened to minus 3/8 inch.
- (4) Use in HMA Binder Mixtures (High and Low ESAL), HMA Base Course, and HMA Base Course Widening. FRAP stockpiles for use in HMA binder mixtures (High and Low ESAL), HMA base course, and HMA base course widening shall be FRAP in which the coarse aggregate is Class C quality or better.
- (5) Use in Shoulders and Subbase. FRAP stockpiles for use in HMA shoulders and stabilized subbase (HMA) shall be FRAP, Restricted FRAP, conglomerate, or conglomerate DQ.

- (b) RAS. RAS meeting Type 1 or Type 2 requirements will be permitted in all HMA applications as specified herein.
- (c) FRAP and/or RAS Usage Limits. Type 1 or Type 2 RAS may be used alone or in conjunction with FRAP in HMA mixtures up to a maximum of 5.0% by weight of the total mix.

When FRAP, RAS or FRAP in conjunction with RAS is used, the percent of virgin asphalt binder replacement (ABR) shall not exceed the amounts indicated in the table below for a given N Design.

Max Asphalt Binder Replacement for FRAP with RAS Combination

HMA Mixtures ^{1/2/4/}	Maximum % ABR		
	Binder/Leveling Binder	Surface	Polymer Modified ^{3/}
30L	50	40	30
50	40	35	30
70	40	30	30
90	40	30	30
4.75 mm N-50			40
SMA N-80			30

- 1/ For HMA "All Other" (shoulder and stabilized subbase) N-30, the percent asphalt binder replacement shall not exceed 50% of the total asphalt binder in the mixture.
- 2/ When the binder replacement exceeds 15 percent for all mixes, except for SMA and IL-4.75, the high and low virgin asphalt binder grades shall each be reduced by one grade (i.e. 25 percent binder replacement using a virgin asphalt binder grade of PG64-22 will be reduced to a PG58-28). When constructing full depth HMA and the ABR is less than 15 percent, the required virgin asphalt binder grade shall be PG64-28.
- 3/ When the ABR for SMA or IL-4.75 is 15 percent or less, the required virgin asphalt binder shall be SBS PG76-22 and the elastic recovery shall be a minimum of 80. When the ABR for SMA or IL-4.75 exceeds 15%, the virgin asphalt binder grade shall be SBS PG70-28 and the elastic recovery shall be a minimum of 80.
- 4/ When FRAP or RAS is used alone, the maximum percent asphalt binder replacement designated on the table shall be reduced by 10%.

1031.07 HMA Mix Designs. At the Contractor's option, HMA mixtures may be constructed utilizing RAP/FRAP and/or RAS material meeting the detailed requirements specified herein.

- (a) FRAP and/or RAS. FRAP and /or RAS mix designs shall be submitted for verification. If additional FRAP or RAS stockpiles are tested and found to be within tolerance, as defined under "Evaluation of Tests" herein, and meet all requirements herein, the additional FRAP or RAS stockpiles may be used in the original design at the percent previously verified.
- (b) RAS. Type 1 and Type 2 RAS are not interchangeable in a mix design. A RAS stone bulk specific gravity (Gsb) of 2.500 shall be used for mix design purposes.

1031.08 HMA Production. HMA production utilizing FRAP and/or RAS shall be as follows.

To remove or reduce agglomerated material, a scalping screen, gator, crushing unit, or comparable sizing device approved by the Engineer shall be used in the RAS and FRAP feed system to remove or reduce oversized material. If material passing the sizing device adversely affects the mix production or quality of the mix, the sizing device shall be set at a size specified by the Engineer.

If during mix production, corrective actions fail to maintain FRAP, RAS or QC/QA test results within control tolerances or the requirements listed herein the Contractor shall cease production of the mixture containing FRAP or RAS and conduct an investigation that may require a new mix design.

- (a) RAS. RAS shall be incorporated into the HMA mixture either by a separate weight depletion system or by using the RAP weigh belt. Either feed system shall be interlocked with the aggregate feed or weigh system to maintain correct proportions for all rates of production and batch sizes. The portion of RAS shall be controlled accurately to within ± 0.5 percent of the amount of RAS utilized. When using the weight depletion system, flow indicators or sensing devices shall be provided and interlocked with the plant controls such that the mixture production is halted when RAS flow is interrupted.
- (b) HMA Plant Requirements. HMA plants utilizing FRAP and/or RAS shall be capable of automatically recording and printing the following information.

(1) Dryer Drum Plants.

- a. Date, month, year, and time to the nearest minute for each print.
- b. HMA mix number assigned by the Department.
- c. Accumulated weight of dry aggregate (combined or individual) in tons (metric tons) to the nearest 0.1 ton (0.1 metric ton).

- d. Accumulated dry weight of RAS and FRAP in tons (metric tons) to the nearest 0.1 ton (0.1 metric ton).
 - e. Accumulated mineral filler in revolutions, tons (metric tons), etc. to the nearest 0.1 unit.
 - f. Accumulated asphalt binder in gallons (liters), tons (metric tons), etc. to the nearest 0.1 unit.
 - g. Residual asphalt binder in the RAS and FRAP material as a percent of the total mix to the nearest 0.1 percent.
 - h. Aggregate RAS and FRAP moisture compensators in percent as set on the control panel. (Required when accumulated or individual aggregate and RAS and FRAP are printed in wet condition.)
 - i. When producing mixtures with FRAP and/or RAS, a positive dust control system shall be utilized.
 - j. Accumulated mixture tonnage.
 - k. Dust Removed (accumulated to the nearest 0.1 ton)
- (2) Batch Plants.
- a. Date, month, year, and time to the nearest minute for each print.
 - b. HMA mix number assigned by the Department.
 - c. Individual virgin aggregate hot bin batch weights to the nearest pound (kilogram).
 - d. Mineral filler weight to the nearest pound (kilogram).
 - f. RAS and FRAP weight to the nearest pound (kilogram).
 - g. Virgin asphalt binder weight to the nearest pound (kilogram).
 - h. Residual asphalt binder in the RAS and FRAP material as a percent of the total mix to the nearest 0.1 percent.

The printouts shall be maintained in a file at the plant for a minimum of one year or as directed by the Engineer and shall be made available upon request. The printing system will be inspected by the Engineer prior to production and verified at the beginning of each construction season thereafter.

1031.09 RAP in Aggregate Surface Course and Aggregate Shoulders. The use of RAP or FRAP in aggregate surface course and aggregate shoulders shall be as follows.

- (a) Stockpiles and Testing. RAP stockpiles may be any of those listed in Article 1031.02, except "Non-Quality" and "FRAP". The testing requirements of Article 1031.03 shall not apply. RAP used to construct aggregate surface course and aggregate shoulders shall be according to the current Bureau of Materials and Physical Research's Policy Memorandum, "Reclaimed Asphalt Pavement (RAP) for Aggregate Applications"
- (b) Gradation. One hundred percent of the RAP material shall pass the 1 1/2 in. (37.5mm) sieve. The RAP material shall be reasonably well graded from coarse to fine. RAP material that is gap-graded, FRAP, or single sized will not be accepted for use as Aggregate Surface Course and Aggregate Shoulders."

GROUND TIRE RUBBER (GTR) MODIFIED ASPHALT BINDER (D-1)

Effective: June 26, 2006

Revised: January 1, 2013

Add the following to the end of article 1032.05 of the Standard Specifications:

"(c) Ground Tire Rubber (GTR) Modified Asphalt Binder. A quantity of 10.0 to 14.0 percent GTR (Note 1) shall be blended by dry unit weight with a PG 64-28 to make a GTR 70-28 or a PG 58-28 to make a GTR 64-28. The base PG 64-28 and PG 58-28 asphalt binders shall meet the requirements of Article 1032.05(a). Compatible polymers may be added during production. The GTR modified asphalt binder shall meet the requirements of the following table.

Test	Asphalt Grade GTR 70-28	Asphalt Grade GTR 64-28
Flash Point (C.O.C.), AASHTO T 48, °F (°C), min.	450 (232)	450 (232)
Rotational Viscosity, AASHTO T 316 @ 275 °F (135 °C), Poises, Pa·s, max.	30 (3)	30 (3)
Softening Point, AASHTO T 53, °F (°C), min.	135 (57)	130 (54)
Elastic Recovery, ASTM D 6084, Procedure A (sieve waived) @ 77 °F, (25 °C), aged, ss, 100 mm elongation, 5 cm/min., cut immediately, %, min.	65	65

Note 1. GTR shall be produced from processing automobile and/or light truck tires by the ambient grinding method. GTR shall not exceed 1/16 in. (2 mm) in any dimension and shall contain no free metal particles or other materials. A mineral powder (such as talc) meeting the requirements of AASHTO M 17 may be added, up to a maximum of four percent by weight of GTR to reduce sticking and caking of the GTR particles. When tested in accordance with Illinois modified AASHTO T 27, a 50 g sample of the GTR shall conform to the following gradation requirements:

Sieve Size	Percent Passing
No. 16 (1.18 mm)	100
No. 30 (600 µm)	95 ± 5
No. 50 (300 µm)	> 20

Add the following to the end of Note 1. of article 1030.03 of the Standard Specifications:

"A dedicated storage tank for the Ground Tire Rubber (GTR) modified asphalt binder shall be provided. This tank must be capable of providing continuous mechanical mixing throughout by continuous agitation and recirculation of the asphalt binder to provide a

uniform mixture. The tank shall be heated and capable of maintaining the temperature of the asphalt binder at 300 °F to 350 °F (149 °C to 177 °C). The asphalt binder metering systems of dryer drum plants shall be calibrated with the actual GTR modified asphalt binder material with an accuracy of ± 0.40 percent.”

Revise 1030.02(c) of the Standard Specifications to read:

“(c) RAP Materials (Note 3)1031”

Add the following note to 1030.02 of the Standard Specifications:

Note 3. When using reclaimed asphalt pavement and/or reclaimed asphalt shingles, the maximum asphalt binder replacement percentage shall be according to the most recent special provision for recycled materials.

BDE SPECIAL PROVISIONS
For the April 25 and June 13, 2014 Lettings

The following special provisions indicated by an "x" are applicable to this contract and will be included by the Project Development and Implementation Section of the BD&E. An * indicates a new or revised special provision for the letting.

<u>File Name</u>	<u>#</u>	<u>Special Provision Title</u>	<u>Effective</u>	<u>Revised</u>
80240	1	Above Grade Inlet Protection	July 1, 2009	Jan. 1, 2012
80099	2	Accessible Pedestrian Signals (APS)	April 1, 2003	Jan. 1, 2014
80274	3	Aggregate Subgrade Improvement	April 1, 2012	Jan. 1, 2013
80192	4	Automated Flagger Assistance Device	Jan. 1, 2008	
80173	5	Bituminous Materials Cost Adjustments	Nov. 2, 2006	Aug. 1, 2013
80241	6	Bridge Demolition Debris	July 1, 2009	
50261	7	Building Removal-Case I (Non-Friable and Friable Asbestos)	Sept. 1, 1990	April 1, 2010
50481	8	Building Removal-Case II (Non-Friable Asbestos)	Sept. 1, 1990	April 1, 2010
50491	9	Building Removal-Case III (Friable Asbestos)	Sept. 1, 1990	April 1, 2010
50531	10	Building Removal-Case IV (No Asbestos)	Sept. 1, 1990	April 1, 2010
80292	11	Coarse Aggregate in Bridge Approach Slabs/Footings	April 1, 2012	April 1, 2013
80310	12	Coated Galvanized Steel Conduit	Jan. 1, 2013	
80198	13	Completion Date (via calendar days)	April 1, 2008	
80199	14	Completion Date (via calendar days) Plus Working Days	April 1, 2008	
* 80293	15	Concrete Box Culverts with Skews > 30 Degrees and Design Fills ≤ 5 Feet	April 1, 2012	April 1, 2014
* 80294	16	Concrete Box Culverts with Skews ≤ 30 Degrees Regardless of Design Fill and Skews > 30 Degrees with Design Fills > 5 Feet	April 1, 2012	April 1, 2014
80311	17	Concrete End Sections for Pipe Culverts	Jan. 1, 2013	
* 80334	18	✓ Concrete Gutter, Curb, Median, and Paved Ditch	April 1, 2014	
80277	19	Concrete Mix Design – Department Provided	Jan. 1, 2012	Jan. 1, 2014
80261	20	Construction Air Quality – Diesel Retrofit	June 1, 2010	Jan. 1, 2014
* 80335	21	Contract Claims	April 1, 2014	
80029	22	Disadvantaged Business Enterprise Participation	Sept. 1, 2000	Aug. 2, 2011
80265	23	Friction Aggregate	Jan. 1, 2011	
80229	24	Fuel Cost Adjustment	April 1, 2009	July 1, 2009
80329	25	Glare Screen	Jan. 1, 2014	
80303	26	Granular Materials	Nov. 1, 2012	
80304	27	Grooving for Recessed Pavement Markings	Nov. 1, 2012	Jan. 1, 2013
80246	28	✓ Hot-Mix Asphalt – Density Testing of Longitudinal Joints	Jan. 1, 2010	April 1, 2012
80322	29	Hot-Mix Asphalt – Mixture Design Composition and Volumetric Requirements	Nov. 1, 2013	
80323	30	Hot-Mix Asphalt – Mixture Design Verification and Production	Nov. 1, 2013	
80315	31	Insertion Lining of Culverts	Jan. 1, 2013	Nov. 1, 2013
* 80336	32	Longitudinal Joint and Crack Patching	April 1, 2014	
* 80324	33	LRFD Pipe Culvert Burial Tables	Nov. 1, 2013	April 1, 2014
80325	34	LRFD Storm Sewer Burial Tables	Nov. 1, 2013	
80045	35	Material Transfer Device	June 15, 1999	Jan. 1, 2009
80165	36	Moisture Cured Urethane Paint System	Nov. 1, 2006	Jan. 1, 2010
* 80337	37	Paved Shoulder Removal	April 1, 2014	
80330	38	Pavement Marking for Bike Symbol	Jan. 1, 2014	
80298	39	Pavement Marking Tape Type IV	April 1, 2012	
80254	40	✓ Pavement Patching	Jan. 1, 2010	
80331	41	Payrolls and Payroll Records	Jan. 1, 2014	
80332	42	Portland Cement Concrete – Curing of Abutments and Piers	Jan. 1, 2014	
80326	43	✓ Portland Cement Concrete Equipment	Nov. 1, 2013	
* 80338	44	Portland Cement Concrete Partial Depth Hot-Mix Asphalt Patching	April 1, 2014	
80300	45	Preformed Plastic Pavement Marking Type D - Inlaid	April 1, 2012	

<u>File Name</u>	<u>#</u>	<u>Special Provision Title</u>	<u>Effective</u>	<u>Revised</u>
80328	46	Progress Payments	Nov. 2, 2013	
80281	47	✓ Quality Control/Quality Assurance of Concrete Mixtures	Jan. 1, 2012	Jan. 1, 2014
34261	48	Railroad Protective Liability Insurance	Dec. 1, 1986	Jan. 1, 2006
80157	49	Railroad Protective Liability Insurance (5 and 10)	Jan. 1, 2006	
* 80306	50	Reclaimed Asphalt Pavement (RAP) and Reclaimed Asphalt Shingles (RAS)	Nov. 1, 2012	April 1, 2014
80327	51	Reinforcement Bars	Nov. 1, 2013	
80283	52	Removal and Disposal of Regulated Substances	Jan. 1, 2012	Nov. 2, 2012
80319	53	Removal and Disposal of Surplus Materials	Nov. 2, 2012	
80307	54	Seeding	Nov. 1, 2012	
* 80339	55	Stabilized Subbase	April 1, 2014	
80127	56	Steel Cost Adjustment	April 2, 2004	April 1, 2009
80317	57	Surface Testing of Hot-Mix Asphalt Overlays	Jan. 1, 2013	
80301	58	Tracking the Use of Pesticides	Aug. 1, 2012	
80333	59	Traffic Control Setup and Removal Freeway/Expressway	Jan. 1, 2014	
20338	60	Training Special Provisions	Oct. 15, 1975	
* 80318	61	Traversable Pipe Grate	Jan. 1, 2013	April 1, 2014
80288	62	✓ Warm Mix Asphalt	Jan. 1, 2012	Nov. 1, 2013
80302	63	Weekly DBE Trucking Reports	June 2, 2012	
80289	64	Wet Reflective Thermoplastic Pavement Marking	Jan. 1, 2012	
80071	65	Working Days	Jan. 1, 2002	

The following special provisions are in the 2014 Supplemental Specifications and Recurring Special Provisions:

<u>File Name</u>	<u>Special Provision Title</u>	<u>New Location</u>	<u>Effective</u>	<u>Revised</u>
80309	Anchor Bolts	Articles 1006.09, 1070.01, and 1070.03	Jan. 1, 2013	
80276	Bridge Relief Joint Sealer	Article 503.19 and Sections 588 and 589	Jan. 1, 2012	Aug. 1, 2012
80312	Drain Pipe, Tile, Drainage Mat, and Wall Drain	Article 101.01, 1040.03, and 1040.04	Jan. 1, 2013	
80313	Fabric Bearing Pads	Article 1082.01	Jan. 1, 2013	
80169	High Tension Cable Median Barrier	Section 644 and Article 1106.02	Jan. 1, 2007	Jan. 1, 2013
80320	Liquidated Damages	Article 108.09	April 1, 2013	
80297	Modified Urethane Pavement Marking	Section 780, Articles 1095.09 and 1105.04	April 1, 2012	
80253	Movable Traffic Barrier	Section 707 and Article 1106.02	Jan. 1, 2010	Jan. 1, 2013
80231	Pavement Marking Removal	Recurring CS #33	April 1, 2009	
80321	Pavement Removal	Article 440.07	April 1, 2013	
80022	Payments to Subcontractors	Article 109.11	June 1, 2000	Jan. 1, 2006
80316	Placing and Consolidating Concrete	Articles 503.06, 503.07, and 516.12	Jan. 1, 2013	
80278	Planting Woody Plants	Section 253 and Article 1081.01	Jan. 1, 2012	Aug. 1, 2012
80305	Polyurea Pavement Markings	Article 780.14	Nov. 1, 2012	Jan. 1, 2013
80279	Portland Cement Concrete	Sections 312, 503, 1003, 1004, 1019, and 1020	Jan. 1, 2012	Nov. 1, 2013
80218	Preventive Maintenance – Bituminous Surface Treatment	Recurring CS #34	Jan. 1, 2009	April 1, 2012
80219	Preventive Maintenance – Cape Seal	Recurring CS #35	Jan. 1, 2009	April 1, 2012
80220	Preventive Maintenance – Micro-Surfacing	Recurring CS #36	Jan. 1, 2009	April 1, 2012
80221	Preventive Maintenance – Slurry Seal	Recurring CS #37	Jan. 1, 2009	April 1, 2012

<u>File Name</u>	<u>Special Provision Title</u>	<u>New Location</u>	<u>Effective</u>	<u>Revised</u>
80224	Restoring Bridge Approach Pavements Using High-Density Foam	Recurring CS #39	Jan. 1, 2009	Jan. 1, 2012
80255	Stone Matrix Asphalt	Sections 406, 1003, 1004, 1030, and 1011	Jan. 1, 2010	Aug. 1, 2013
80143	Subcontractor Mobilization Payments	Article 109.12	April 2, 2005	April 1, 2011
80308	Synthetic Fibers in Concrete Gutter, Curb, Median and Paved Ditch	Articles 606.02 and 606.11	Nov. 1, 2012	
80286	Temporary Erosion and Sediment Control	Articles 280.04 and 280.08	Jan. 1, 2012	
80225	Temporary Raised Pavement Marker	Recurring CS #38	Jan. 1, 2009	
80256	Temporary Water Filled Barrier	Section 708 and Article 1106.02	Jan. 1, 2010	Jan. 1, 2013
80273	Traffic Control Deficiency Deduction	Article 105.03	Aug. 1, 2011	
80270	Utility Coordination and Conflicts	Articles 105.07, 107.19, 107.31, 107.37, 107.38, 107.39 and 107.40	April 1, 2011	Jan. 1, 2012

The following special provisions require additional information from the designer. The additional information needs to be included in a separate document attached to this check sheet. The Project Development and Implementation section will then include the information in the applicable special provision. The Special Provisions are:

- Bridge Demolition Debris
- Building Removal-Case I
- Building Removal-Case II
- Building Removal-Case III
- Building Removal-Case IV
- Completion Date
- Completion Date Plus Working Days
- DBE Participation
- Material Transfer Device
- Railroad Protective Liability Insurance
- Training Special Provisions
- Working Days

CONCRETE GUTTER, CURB, MEDIAN, AND PAVED DITCH (BDE)

Effective: April 1, 2014

Add the following to Article 606.02 of the Standard Specifications:

“(j) Polyurethane Joint Sealant1050.04”

Revise the fifth paragraph of Article 606.07 of the Standard Specifications to read:

“Transverse contraction and longitudinal construction joints shall be sealed according to Article 420.12, except transverse joints in concrete curb and gutter shall be sealed with polysulfide or polyurethane joint sealant.”

Add the following to Section 1050 of the Standard Specifications:

“**1050.04 Polyurethane Joint Sealant.** The joint sealant shall be a polyurethane sealant, Type S, Grade NS, Class 25, Use T, according to ASTM C 920.”

HOT-MIX ASPHALT - DENSITY TESTING OF LONGITUDINAL JOINTS (BDE)

Effective: January 1, 2010

Revised: April 1, 2012

Description. This work shall consist of testing the density of longitudinal joints as part of the quality control/quality assurance (QC/QA) of hot-mix asphalt (HMA). Work shall be according to Section 1030 of the Standard Specifications except as follows.

Quality Control/Quality Assurance (QC/QA). Delete the second and third sentence of the third paragraph of Article 1030.05(d)(3) of the Standard Specifications.

Add the following paragraphs to the end of Article 1030.05(d)(3) of the Standard Specifications:

“Longitudinal joint density testing shall be performed at each random density test location. Longitudinal joint testing shall be located at a distance equal to the lift thickness or a minimum of 4 in. (100 mm), from each pavement edge. (i.e. for a 5 in. (125 mm) lift the near edge of the density gauge or core barrel shall be within 5 in. (125 mm) from the edge of pavement.) Longitudinal joint density testing shall be performed using either a correlated nuclear gauge or cores.

- a. Confined Edge. Each confined edge density shall be represented by a one-minute nuclear density reading or a core density and shall be included in the average of density readings or core densities taken across the mat which represents the Individual Test.
- b. Unconfined Edge. Each unconfined edge joint density shall be represented by an average of three one-minute density readings or a single core density at the given density test location and shall meet the density requirements specified herein. The three one-minute readings shall be spaced ten feet apart longitudinally along the unconfined pavement edge and centered at the random density test location.”

Revise the Density Control Limits table in Article 1030.05(d)(4) of the Standard Specifications to read:

“Mixture Composition	Parameter	Individual Test (includes confined edges)	Unconfined Edge Joint Density Minimum
IL-4.75	Ndesign = 50	93.0 – 97.4%	91.0%
IL-9.5, IL-12.5	Ndesign ≥ 90	92.0 – 96.0%	90.0%
IL-9.5, IL-9.5L, IL-12.5	Ndesign < 90	92.5 – 97.4%	90.0%
IL-19.0, IL-25.0	Ndesign ≥ 90	93.0 – 96.0%	90.0%
IL-19.0, IL-19.0L, IL-25.0	Ndesign < 90	93.0 – 97.4%	90.0%

SMA	Ndesign = 50 & 80	93.5 – 97.4%	91.0%
All Other	Ndesign = 30	93.0 - 97.4%	90.0%”

80246

PAVEMENT PATCHING (BDE)

Effective: January 1, 2010

Revise the first sentence of the second paragraph of Article 701.17(e)(1) of the Standard Specifications to read:

“In addition to the traffic control and protection shown elsewhere in the contract for pavement, two devices shall be placed immediately in front of each open patch, open hole, and broken pavement where temporary concrete barriers are not used to separate traffic from the work area.”

80254

PORTLAND CEMENT CONCRETE EQUIPMENT (BDE)

Effective: November 1, 2013

Add the following to the first paragraph of Article 1103.03(a)(5) of the Standard Specifications to read:

“As an alternative to a locking key, the start and finish time for mixing may be automatically printed on the batch ticket. The start and finish time shall be reported to the nearest second.”

80326

QUALITY CONTROL/QUALITY ASSURANCE OF CONCRETE MIXTURES (BDE)

Effective: January 1, 2012

Revised: January 1, 2014

Revise Note 7/ of Schedule B of Recurring Special Provision Check Sheet #31 of the Standard Specifications to read:

- 7/ The test of record for strength shall be the day indicated in Article 1020.04. For cement aggregate mixture II, a strength requirement is not specified and testing is not required. Additional strength testing to determine early falsework and form removal, early pavement or bridge opening to traffic, or to monitor strengths is at the discretion of the Contractor. Strength shall be defined as the average of two 6 x 12 in. (150 x 300 mm) cylinder breaks, three 4 x 8 in. (100 x 200 mm) cylinder breaks, or two beam breaks for field tests. Per Illinois Modified AASHTO T 23, cylinders shall be 6 x 12 in. (150 x 300 mm) when the nominal maximum size of the coarse aggregate exceeds 1 in. (25 mm).

80281

WARM MIX ASPHALT (BDE)

Effective: January 1, 2012

Revised: November 1, 2013

Description. This work shall consist of designing, producing and constructing Warm Mix Asphalt (WMA) in lieu of Hot Mix Asphalt (HMA) at the Contractor's option. Work shall be according to Sections 406, 407, 408, 1030, and 1102 of the Standard Specifications, except as modified herein. In addition, any references to HMA in the Standard Specifications, or the special provisions shall be construed to include WMA.

WMA is an asphalt mixture which can be produced at temperatures lower than allowed for HMA utilizing approved WMA technologies. WMA technologies are defined as the use of additives or processes which allow a reduction in the temperatures at which HMA mixes are produced and placed. WMA is produced by the use of additives, a water foaming process, or combination of both. Additives include minerals, chemicals or organics incorporated into the asphalt binder stream in a dedicated delivery system. The process of foaming injects water into the asphalt binder stream, just prior to incorporation of the asphalt binder with the aggregate.....

Approved WMA technologies may also be used in HMA provided all the requirements specified herein, with the exception of temperature, are met. However, asphalt mixtures produced at temperatures in excess of 275 °F (135 °C) will not be considered WMA when determining the grade reduction of the virgin asphalt binder grade.

Materials.

Add the following to Article 1030.02 of the Standard Specifications.

“(h) Warm Mix Asphalt (WMA) Technologies (Note 3)”

Add the following note to Article 1030.02 of the Standard Specifications.

“Note 3. Warm mix additives or foaming processes shall be selected from the current Bureau of Materials and Physical Research Approved List, “Warm-Mix Asphalt Technologies”.”

Equipment.

Revise the first paragraph of Article 1102.01 of the Standard Specifications to read:

“1102.01 Hot-Mix Asphalt Plant. The hot-mix asphalt (HMA) plant shall be the batch-type, continuous-type, or dryer drum plant. The plants shall be evaluated for prequalification rating and approval to produce HMA according to the current Bureau of Materials and Physical Research Policy Memorandum, “Approval of Hot-Mix Asphalt Plants and Equipment”. Once approved, the Contractor shall notify the Bureau of Materials and Physical Research to obtain approval of all plant modifications. The plants shall not be used to produce mixtures concurrently for more than one project or for private work unless permission is granted in writing

by the Engineer. The plant units shall be so designed, coordinated and operated that they will function properly and produce HMA having uniform temperatures and compositions within the tolerances specified. The plant units shall meet the following requirements.”

Add the following to Article 1102.01(a) of the Standard Specifications.

“(13) Equipment for Warm Mix Technologies.

- a. Foaming. Metering equipment for foamed asphalt shall have an accuracy of ± 2 percent of the actual water metered. The foaming control system shall be electronically interfaced with the asphalt binder meter.
- b. Additives. Additives shall be introduced into the plant according to the supplier's recommendations and shall be approved by the Engineer. The system for introducing the WMA additive shall be interlocked with the aggregate feed or weigh system to maintain correct proportions for all rates of production and batch sizes.”

Mix Design Verification.

Add the following to Article 1030.04 of the Standard Specifications.

“(e) Warm Mix Technologies.

- (1) Foaming. WMA mix design verification will not be required when foaming technology is used alone (without WMA additives). However, the foaming technology shall only be used on HMA designs previously approved by the Department.
- (2) Additives. WMA mix designs utilizing additives shall be submitted to the Engineer for mix design verification.

Production.

Revise the second paragraph of Article 1030.06(a) of the Standard Specifications to read:

“At the start of mix production for HMA, WMA, and HMA using WMA technologies, QC/QA mixture start-up will be required for the following situations; at the beginning of production of a new mixture design, at the beginning of each production season, and at every plant utilized to produce mixtures, regardless of the mix.”

Quality Control/Quality Assurance Testing.

Revise the table in Article 1030.05(d)(2)a. of the Standard Specifications to read:

Parameter	Frequency of Tests		Test Method See Manual of Test Procedures for Materials
	High ESAL Mixture Low ESAL Mixture	All Other Mixtures	
Aggregate Gradation % passing sieves: 1/2 in. (12.5 mm), No. 4 (4.75 mm), No. 8 (2.36 mm), No. 30 (600 μm) No. 200 (75 μm) Note 1.	1 washed ignition oven test on the mix per half day of production Note 4.	1 washed ignition oven test on the mix per day of production Note 4.	Illinois Procedure
Asphalt Binder Content by Ignition Oven Note 2.	1 per half day of production	1 per day	Illinois-Modified AASHTO T 308
VMA Note 3.	Day's production ≥ 1200 tons: 1 per half day of production Day's production < 1200 tons: 1 per half day of production for first 2 days and 1 per day thereafter (first sample of the day)	N/A	Illinois-Modified AASHTO R 35
Air Voids Bulk Specific Gravity of Gyratory Sample Note 5.	Day's production ≥ 1200 tons: 1 per half day of production Day's production < 1200 tons: 1 per half day of production for first 2 days and 1 per day thereafter (first sample of the day)	1 per day	Illinois-Modified AASHTO T 312
Maximum Specific Gravity of Mixture	Day's production ≥ 1200 tons: 1 per half day of production Day's production < 1200 tons: 1 per half day of production for first 2 days and 1 per	1 per day	Illinois-Modified AASHTO T 209

Parameter	Frequency of Tests	Frequency of Tests	Test Method See Manual of Test Procedures for Materials
	High ESAL Mixture Low ESAL Mixture	All Other Mixtures	
	day thereafter (first sample of the day)		

Note 1. The No. 8 (2.36 mm) and No. 30 (600 μ m) sieves are not required for All Other Mixtures.

Note 2. The Engineer may waive the ignition oven requirement for asphalt binder content if the aggregates to be used are known to have ignition asphalt binder content calibration factors which exceed 1.5 percent. If the ignition oven requirement is waived, other Department approved methods shall be used to determine the asphalt binder content.

Note 3. The G_{sb} used in the voids in the mineral aggregate (VMA) calculation shall be the same average G_{sb} value listed in the mix design.

Note 4. The Engineer reserves the right to require additional hot bin gradations for batch

Note 5. The WMA compaction temperature for mixture volumetric testing shall be 270 ± 5 °F (132 ± 3 °C) for quality control testing. The WMA compaction temperature for quality assurance testing will be 270 ± 5 °F (132 ± 3 °C) if the mixture is not allowed to cool to room temperature. If the mixture is allowed to cool to room temperature it shall be reheated to standard HMA compaction temperatures."

Construction Requirements.

Revise the second paragraph of Article 406.06(b)(1) of the Standard Specifications to read:

"The HMA shall be delivered at a temperature of 250 to 350 °F (120 to 175 °C). WMA shall be delivered at a minimum temperature of 215 °F (102 °C)."

Basis of Payment.

This work will be paid at the contract unit price bid for the HMA pay items involved. Anti-strip will not be paid for separately, but shall be considered as included in the cost of the work.

State of Illinois
Department of Transportation
Bureau of Local Roads and Streets

SPECIAL PROVISION
FOR
BIDDING REQUIREMENTS AND CONDITIONS FOR CONTRACT PROPOSALS

Effective: January 1, 2001
Revised: January 1, 2014

All references to Sections or Articles in this specification shall be construed to mean specific Section or Article of the Standard Specifications for Road and Bridge Construction, adopted by the Department of Transportation.

Replace Article 102.01 of the Standard Specifications with the following:

Prequalification of Bidders. When prequalification is required and the Awarding Authority for contract construction work is the County Board of a County, the Council, the City Council, or the President and Board of Trustees of a city, village, or town, each prospective bidder, in evidence of competence, shall furnish the Awarding Authority as a prerequisite to the release of proposal forms by the Awarding Authority, a certified or photostatic copy of a "Certificate of Eligibility" issued by the Department of Transportation, according to the Department's "Prequalification Manual".

The two low bidders must file, within 24 hours after the letting, a sworn affidavit in triplicate, showing all uncompleted contracts awarded to them and all low bids pending award for Federal, State, County, Municipal and private work, using the blank form made available for this affidavit. One copy shall be filed with the Awarding Authority and two copies with IDOT's District office.

Issuance of Proposal Forms. The Awarding Authority reserves the right to refuse to issue a proposal form for bidding purposes for any of the following reasons:

- (a) Lack of competency and adequate machinery, plant, and other equipment, as revealed by the financial statement and experience questionnaires required in the prequalification procedures.
- (b) Uncompleted work which, in the judgment of the Awarding Authority, might hinder or prevent the prompt completion of additional work awarded.
- (c) False information provided on a bidder's "Affidavit of Availability".
- (d) Failure to pay, or satisfactorily settle, all bills due for labor and material on former contracts in force at the time of issuance of proposal forms.
- (e) Failure to comply with any prequalification regulations of the Department.
- (f) Default under previous contracts.
- (g) Unsatisfactory performance record as shown by past work for the Awarding Authority, judged from the standpoint of workmanship and progress.
- (h) When the Contractor is suspended from eligibility to bid at a public letting where the contract is awarded by, or requires approval of, the Department.
- (i) When any agent, servant, or employee of the prospective bidder currently serves as a member, employee, or agent of a governmental body that is financially involved in the proposal work.

- (j) When any agent, servant, or employee of the perspective bidder has participated in the preparation of plans or specifications for the proposed work.

Interpretation of Quantities in the Bid Schedule. The quantities appearing in the bid schedule are approximate and are prepared for the comparison of bids. Payment to the Contractor will be made only for the actual quantities of work performed and accepted or materials furnished according to the contract. The scheduled quantities of work to be done and materials to be furnished may be increased, decreased, or omitted as hereinafter provided.

Examination of Plans, Specifications, Special Provisions, and Site of Work. The bidder shall, before submitting a bid, carefully examine the provisions of the contract. The bidder shall inspect in detail the site of the proposed work, investigate and become familiar with all the local conditions affecting the contract and fully acquaint themselves with the detailed requirements of construction. Submission of a bid shall be a conclusive assurance and warranty the bidder has made these examinations and the bidder understands all requirements for the performance of the work. If his/her bid is accepted, the bidder shall be responsible for all errors in the proposal resulting from his/her failure or neglect to comply with these instructions. The Awarding Authority will, in no case, be responsible for any costs, expenses, losses, or change in anticipated profits resulting from such failure or neglect of the bidder to make these examinations.

The bidder shall take no advantage of any error or omission in the proposal and advertised contract. Any prospective bidder, who desires an explanation or interpretation of the plans, specification, or any of the contract documents, shall request such in writing from the Awarding Authority, in sufficient time to allow a written reply by the Awarding Authority that can reach all prospective bidders before the submission of their bids. Any reply given a prospective bidder concerning any of the contract documents, plans, and specifications will be furnished to all prospective bidders in the form determined by the Awarding Authority including, but not limited to, an addendum, if the information is deemed by the Awarding Authority to be necessary in submitting bids or if the Awarding Authority concludes the information would aid competition. Oral explanations, interpretations, or instructions given before the submission of bids unless at a prebid conference will not be binding on the Awarding Authority.

Preparation of the Proposal. Bidders shall submit their proposals on the form furnished by the Awarding Authority. The proposal shall be executed properly, and bids shall be made for all items indicated in the proposal form, except when alternate bids are asked, a bid on more than one alternate for each item is not required, unless otherwise provided. The bidder shall indicate in figures, a unit price for each of the separate items called for in the proposal form; the bidder shall show the products of the respective quantities and unit prices in the column provided for that purpose, and the gross sum shown in the place indicated in the proposal form shall be the summation of said products. All writing shall be with ink or typewriter, except the signature of the bidder which shall be written in ink.

If the proposal is made by an individual, that individual's name and business address shall be shown. If made by a firm or partnership, the name and business address of each member of the firm or partnership shall be shown. If made by a corporation, the proposal shall show the names, titles, and business addresses of the president, corporate secretary and treasurer. The proposal shall be signed by president or someone with authority to execute contracts and attested by the corporate secretary or someone with authority to execute or attest to the execution of contracts.

When prequalification is required, the proposal form shall be submitted by an authorized bidder in the same name and style as shown on the "Contractor's Statement of Experience and Financial Condition" used for prequalification.

Rejection of Proposals. The Awarding Authority reserves the right to reject any proposal for any of the conditions in "Issuance of Proposal Forms" or for any of the following reasons:

- (a) More than one proposal for the same work from an individual, firm, partnership, or corporation under the same name or different names.
- (b) Evidence of collusion among bidders.
- (c) Unbalanced proposals in which the bid prices for some items are, in the judgment of the Awarding Authority, out of proportion to the bid prices for other items.
- (d) If the proposal does not contain a unit price for each pay item listed, except in the case of authorized alternate pay items or lump sum pay items.
- (e) If the proposal form is other than that furnished by the Awarding Authority; or if the form is altered or any part thereof is detached.
- (f) If there are omissions, erasures, alterations, unauthorized additions, conditional or alternate bids, or irregularities of any kind which may tend to make the proposal incomplete, indefinite or ambiguous as to its meaning.
- (g) If the bidder adds any provisions reserving the right to accept or reject an award, or to enter into a contract pursuant to an award.
- (h) If the proposal is not accompanied by the proper proposal guaranty.
- (i) If the proposal is prepared with other than ink or typewriter, or otherwise fails to meet the requirements of the above "Preparation of Proposal" section.

Proposal Guaranty. Each proposal shall be accompanied by a bid bond on the Department form contained in the proposal, executed by a corporate surety company satisfactory to the Awarding Authority, by a bank cashier's check or a properly certified check for not less than five percent of the amount bid, or for the amount specified in the following schedule:

<u>Amount Bid</u>		<u>Proposal Guaranty</u>
Up to	\$5,000	\$150
>\$5,000	\$10,000	\$300
>\$10,000	\$50,000	\$1,000
>\$50,000	\$100,000	\$3,000
>\$100,000	\$150,000	\$5,000
>\$150,000	\$250,000	\$7,500
>\$250,000	\$500,000	\$12,500
>\$500,000	\$1,000,000	\$25,000
>\$1,000,000	\$1,500,000	\$50,000
>\$1,500,000	\$2,000,000	\$75,000
>\$2,000,000	\$3,000,000	\$100,000
>\$3,000,000	\$5,000,000	\$150,000
>\$5,000,000	\$7,500,000	\$250,000
>\$7,500,000	\$10,000,000	\$400,000
>\$10,000,000	\$15,000,000	\$500,000
>\$15,000,000	\$20,000,000	\$600,000
>\$20,000,000	\$25,000,000	\$700,000
>\$25,000,000	\$30,000,000	\$800,000
>\$30,000,000	\$35,000,000	\$900,000
Over	\$35,000,000	\$1,000,000

In the event that one proposal guaranty check is intended to cover two or more proposals, the amount must equal to the sum of the proposal guaranties which would be required for each individual proposal.

Bank cashier's checks or properly certified checks accompanying proposals shall be made payable to the County Treasurer, when a County is the Awarding Authority; or the City, Village, or Town Treasurer, when a city, village, or town is the Awarding Authority.

The proposal guaranty checks of all, except the two lowest responsible, will be returned promptly after the proposals have been checked, tabulated, and the relation of the proposals established. Proposal guaranty checks of the two lowest bidders will be returned as soon as the contract and contract bond of the successful bidder have been properly executed and approved. Bid bonds will not be returned.

After a period of three working days has elapsed after the date of opening proposals, the Awarding Authority may permit the two lowest bidders to substitute for the bank cashier's checks or certified checks submitted with their proposals as proposal guaranties, bid bonds on the Department forms executed by corporate surety companies satisfactory to the Awarding Authority.

Delivery of Proposals. If a special envelope is supplied by the Awarding Authority, each proposal should be submitted in that envelope furnished by the Awarding Authority and the blank spaces on the envelope shall be filled in correctly to clearly indicate its contents. When an envelope other than the special one furnished by the Awarding Authority is used, it shall be marked to clearly indicate its contents. When sent by mail, the sealed proposal shall be addressed to the Awarding Authority at the address and in care of the official in whose office the bids are to be received. All proposals shall be filed prior to the time and at the place specified in the Notice to Bidders. Proposals received after the time specified will be returned to the bidder unopened.

Withdrawal of Proposals. Permission will be given a bidder to withdraw a proposal if the bidder makes the request in writing or in person before the time for opening proposals.

Public Opening of Proposals. Proposals will be opened and read publicly at the time and place specified in the Notice to Bidders. Bidders, their authorized agents, and other interested parties are invited to be present.

Consideration of Proposals. After the proposals are opened and read, they will be compared on the basis of the summation of the products of the quantities shown in the bid schedule by the unit bid prices. In awarding contracts, the Awarding Authority will, in addition to considering the amounts stated in the proposals, take into consideration the responsibility of the various bidders as determined from a study of the data required under "Prequalification of Bidders", and from other investigations which it may elect to make.

The right is reserved to reject any or all proposals, to waive technicalities, or to advertise for new proposals, if in the judgment of the Awarding Authority, the best interests of the Awarding Authority will be promoted thereby.

Award of Contract. The award of contract will be made within 45 calendar days after the opening of proposals to the lowest responsible and qualified bidder whose proposal complies with all the requirements prescribed. The successful bidder will be notified by letter of intent that his/her bid has been accepted, and subject to the following conditions, the bidder will be the Contractor.

An approved contract executed by the Awarding Authority is required before the Awarding Authority is bound. An award may be cancelled any time by the Awarding Authority prior to execution in order to protect the public interest and integrity of the bidding process or for any other reason if, in the judgment of the Awarding Authority, the best interests of the Awarding Authority will be promoted thereby.

If a contract is not awarded within 45 days after the opening of proposals, bidders may file a written request with the Awarding Authority for the withdrawal of their bid, and the Awarding Authority will permit such withdrawal.

Requirement of Contract Bond. If the Awarding Authority requires a Contract Bond, the Contractor or Supplier shall furnish the Awarding Authority a performance and payment bond with good and sufficient sureties in the full amount of the award as the penal sum. The surety shall be acceptable to the Awarding Authority, shall waive notice of any changes and extensions of time, and shall submit its bond on the form furnished by the Awarding Authority.

Execution of Contract. The contract shall be executed by the successful bidder and returned, together with the Contract Bond, within 15 days after the contract has been mailed to the bidder.

If the bidder to whom the award is made is a corporation organized under the laws of a State other than Illinois, the bidder shall furnish the Awarding Authority a copy of the corporation's Certificate of Authority to do business in the State of Illinois with the return of the executed contract and bond. Failure to furnish such evidence of a Certificate of Authority within the time required will be considered as just cause for the annulment of the award and the forfeiture of the proposal guaranty to the Awarding Authority, not as a penalty, but in payment of liquidated damages sustained as a result of such failure.

Failure to Execute Contract. If the contract is not executed by the Awarding Authority within 15 days following receipt from the bidder of the properly executed contracts and bonds, the bidder shall have the right to withdraw his/her bid without penalty.

Failure of the successful bidder to execute the contract and file acceptable bonds within 15 days after the contract has been mailed to the bidder shall be just cause for the cancellation of the award and the forfeiture of the proposal guaranty which shall become the property of the Awarding Authority, not as penalty, but in liquidation of damages sustained. Award may then be made to the next lowest responsible bidder, or the work may be readvertised and constructed under contract, or otherwise, as the Awarding Authority may decide."

State of Illinois
Department of Transportation
Bureau of Local Roads and Streets

SPECIAL PROVISION
FOR
COOPERATION WITH UTILITIES

Effective: January 1, 1999
Revised: January 1, 2007

All references to Sections or Articles in this specification shall be construed to mean specific Section or Article of the Standard Specifications for Road and Bridge Construction, adopted by the Department of Transportation.

Replace Article 105.07 of the Standard Specifications with the following:

“105.07 Cooperation with Utilities. The adjustment of utilities consists of the relocation, removal, replacement, rearrangements, reconstruction, improvement, disconnection, connection, shifting, new installation or altering of an existing utility facility in any manner.

When the plans or special provisions include information pertaining to the location of underground utility facilities, such information represents only the opinion of the Department as to the location of such utilities and is only included for the convenience of the bidder. The Department assumes no responsibility in respect to the sufficiency or the accuracy of the information shown on the plans relative to the location of the underground utility facilities.

Utilities which are to be adjusted shall be adjusted by the utility owner or the owner's representative or by the Contractor as a contract item. Generally, arrangements for adjusting existing utilities will be made by the Department prior to project construction; however, utilities will not necessarily be adjusted in advance of project construction and, in some cases, utilities will not be removed from the proposed construction limits. When utility adjustments must be performed in conjunction with construction, the utility adjustment work will be shown on the plans and/or covered by Special Provisions.

When the Contractor discovers a utility has not been adjusted by the owner or the owner's representative as indicated in the contract documents, or the utility is not shown on the plans or described in the Special Provisions as to be adjusted in conjunction with construction, the Contractor shall not interfere with said utility, and shall take proper precautions to prevent damage or interruption of the utility and shall promptly notify the Engineer of the nature and location of said utility.

All necessary adjustments, as determined by the Engineer, of utilities not shown on the plans or not identified by markers, will be made at no cost to the Contractor except traffic structures, light poles, etc., that are normally located within the proposed construction limits as hereinafter defined will not be adjusted unless required by the proposed improvement.

(a) Limits of Proposed Construction for Utilities Paralleling the Roadway. For the purpose of this Article, limits of proposed construction for utilities extending in the same longitudinal direction as the roadway, shall be defined as follows:

- (1) The horizontal limits shall be a vertical plane, outside of, parallel to, and 600 mm (2 ft) distant at right angles from the plan or revised slope limits.

In cases where the limits of excavation for structures are not shown on the plans, the horizontal limits shall be a vertical plane 1.2 m (4 ft) outside the edges of structure footings or the structure where no footings are required.

- (2) The upper vertical limits shall be the regulations governing the roadbed clearance for the specific utility involved.
- (3) The lower vertical limits shall be the top of the utility at the depth below the proposed grade as prescribed by the governing agency or the limits of excavation, whichever is less.

(b) Limits of Proposed Construction for Utilities Crossing the Roadway. For the purpose of this Article, limits of proposed construction for utilities crossing the roadway in a generally transverse direction shall be defined as follows:

- (1) Utilities crossing excavations for structures that are normally made by trenching such as sewers, underdrains, etc. and all minor structures such as manholes, inlets, foundations for signs, foundations for traffic signals, etc., the limits shall be the space to be occupied by the proposed permanent construction unless otherwise required by the regulations governing the specific utility involved.
- (2) For utilities crossing the proposed site of major structures such as bridges, sign trusses, etc., the limits shall be as defined above for utilities extending in the same general direction as the roadway.

The Contractor may make arrangements for adjustment of utilities outside of the limits of proposed construction provided the Contractor furnishes the Department with a signed agreement with the utility owner covering the adjustments to be made. The cost of any adjustments made outside the limits of proposed construction shall be the responsibility of the Contractor unless otherwise provided.

The Contractor shall request all utility owners to field locate their facilities according to Article 107.31. The Engineer may make the request for location from the utility after receipt of notice from the Contractor. On request, the Engineer will make an inspection to verify that the utility company has field located its facilities, but will not assume responsibility for the accuracy of such work. The Contractor shall be responsible for maintaining the excavations or markers provided by the utility owners. This field location procedure may be waived if the utility owner has stated in writing to the Department it is satisfied the construction plans are sufficiently accurate. If the utility owner does not submit such statement to the Department, and they do not field locate their facilities in both horizontal and vertical alignment, the Engineer will authorize the Contractor in writing to proceed to locate the facilities in the most economical and reasonable manner, subject to the approval of the Engineer, and be paid according to Article 109.04.

The Contractor shall coordinate with any planned utility adjustment or new installation and the Contractor shall take all precautions to prevent disturbance or damage to utility facilities. Any failure on the part of the utility owner, or their representative, to proceed with any planned utility adjustment or new installation shall be reported promptly by the Contractor to the Engineer orally and in writing.

The Contractor shall take all necessary precautions for the protection of the utility facilities. The Contractor shall be responsible for any damage or destruction of utility facilities resulting from neglect, misconduct, or omission in the Contractor's manner or method of execution or nonexecution of the work, or caused by defective work or the use of unsatisfactory materials. Whenever any damage or destruction of a utility facility occurs as a result of work performed by the Contractor, the utility company will be immediately notified. The utility company will make arrangements to restore such facility to a condition equal to that existing before any such damage or destruction was done.

It is understood and agreed that the Contractor has considered in the bid all of the permanent and temporary utilities in their present and/or adjusted positions.

No additional compensation will be allowed for any delays, inconvenience, or damage sustained by the Contractor due to any interference from the said utility facilities or the operation of relocating the said utility facilities.

State of Illinois
DEPARTMENT OF TRANSPORTATION
Bureau of Local Roads & Streets

SPECIAL PROVISION
FOR
WAGES OF EMPLOYEES ON PUBLIC WORKS

Effective: January 1, 1999
Revised: January 1, 2014

1. **Prevailing Wages.** All wages paid by the Contractor and each subcontractor shall be in compliance with The Prevailing Wage Act (820 ILCS 130), as amended, except where a prevailing wage violates a federal law, order, or ruling, the rate conforming to the federal law, order, or ruling shall govern. The Illinois Department of Labor publishes the prevailing wage rates on its website at www.state.il.us/agency/idol/rates/rates.htm. If the Illinois Department of Labor revises the prevailing wage rates, the revised prevailing wage rates on the Illinois Department of Labor's website shall apply to this contract and the Contractor will not be allowed additional compensation on account of said revisions. The Contractor shall review the wage rates applicable to the work of the contract at regular intervals in order to ensure the timely payment of current wage rates. The Contractor agrees that no additional notice is required. The Contractor shall be responsible to notify each subcontractor of the wage rates set forth in this contract and any revisions thereto.
2. **Payroll Records.** The Contractor and each subcontractor shall make and keep, for a period of not less than five years from the date of the last payment on a contract or subcontract, records of all laborers, mechanics, and other workers employed by them on the project; the records shall include information required by 820 ILCS 130/5 for each worker. Upon seven business days' notice, the Contractor and each subcontractor shall make available for inspection and copying at a location within this State during reasonable hours, the payroll records to the public body in charge of the project, its officers and agents, the Director of Labor and his deputies and agents, and to federal, State, or local law enforcement agencies and prosecutors.
3. **Submission of Payroll Records.** The Contractor and each subcontractor shall, no later than the 15th day of each calendar month, file a certified payroll for the immediately preceding month with the public body in charge of the project, except that the full social security number and home address shall not be included on weekly transmittals. Instead the payrolls shall include an identification number for each employee (e.g., the last four digits of the employee's social security number). The certified payroll shall consist of a complete copy of the payroll records except starting and ending times of work each day may be omitted

The certified payroll shall be accompanied by a statement signed by the Contractor or subcontractor or an officer, employee, or agent of the contractor or subcontractor which avers that: (i) he or she has examined the certified payroll records required to be submitted by the Act and such records are true and accurate; (ii) the hourly rate paid to each worker is not less than the general prevailing rate of hourly wages required; and (iii) the Contractor or subcontractor is aware that filing a certified payroll that he or she knows to be false is a Class A misdemeanor.
4. **Employees Interviews.** The Contractor and each subcontractor shall permit his/her employees to be interviewed on the job, during working hours, by compliance investigators of the Department or the Department of Labor.

State of Illinois
Department of Transportation
Bureau of Local Roads and Streets

SPECIAL PROVISION
FOR
EQUIPMENT RENTAL RATES

Effective: January 1, 2012

All references to Sections or Articles in this specification shall be construed to mean a specific Section or Article of the Standard Specifications for Road and Bridge Construction, adopted by the Department of Transportation.

Replace Article 109.04(b)(4) with the following:

- "(4) Equipment. For any machinery or special equipment (other than small tools) the use of which has been authorized by the Engineer, the Contractor will be paid according to the latest revision of "SCHEDULE OF AVERAGE ANNUAL EQUIPMENT OWNERSHIP EXPENSE" and latest index factor as issued by the Illinois Department of Transportation. The equipment should be of a type and size reasonably required to complete the extra work."

Du Page County Prevailing Wage for May 2014

(See explanation of column headings at bottom of wages)

Trade Name	RG	TYP	C	Base	FRMAN	M-F>8	OSA	OSH	H/W	Pensn	Vac	Trng
=====	==	===	=	=====	=====	=====	===	===	=====	=====	=====	=====
ASBESTOS ABT-GEN		ALL		37.100	37.600	1.5	1.5	2.0	13.38	9.520	0.000	0.500
ASBESTOS ABT-MEC		BLD		35.100	37.600	1.5	1.5	2.0	11.17	10.76	0.000	0.720
BOILERMAKER		BLD		44.240	48.220	2.0	2.0	2.0	6.970	17.54	0.000	0.350
BRICK MASON		BLD		41.580	45.740	1.5	1.5	2.0	9.700	12.80	0.000	1.040
CARPENTER		ALL		42.520	44.520	1.5	1.5	2.0	13.29	12.75	0.000	0.630
CEMENT MASON		ALL		38.500	40.500	2.0	1.5	2.0	12.16	16.25	0.000	0.430
CERAMIC TILE FNSHER		BLD		34.810	0.000	2.0	1.5	2.0	10.20	7.830	0.000	0.640
COMMUNICATION TECH		BLD		32.650	34.750	1.5	1.5	2.0	9.550	15.16	1.250	0.610
ELECTRIC PWR EQMT OP		ALL		36.610	49.750	1.5	1.5	2.0	5.000	11.35	0.000	0.270
ELECTRIC PWR GRNDMAN		ALL		28.310	49.750	1.5	1.5	2.0	5.000	8.780	0.000	0.210
ELECTRIC PWR LINEMAN		ALL		43.830	49.750	1.5	1.5	2.0	5.000	13.58	0.000	0.330
ELECTRIC PWR TRK DRV		ALL		29.310	49.750	1.5	1.5	2.0	5.000	9.090	0.000	0.220
ELECTRICIAN		BLD		37.160	40.880	1.5	1.5	2.0	9.550	17.39	4.480	0.680
ELEVATOR CONSTRUCTOR		BLD		49.900	56.140	2.0	2.0	2.0	12.73	13.46	3.990	0.600
FENCE ERECTOR	NE	ALL		34.840	36.840	1.5	1.5	2.0	12.86	10.67	0.000	0.300
FENCE ERECTOR	W	ALL		45.060	48.660	2.0	2.0	2.0	9.390	17.69	0.000	0.400
GLAZIER		BLD		40.000	41.500	1.5	2.0	2.0	12.49	15.99	0.000	0.940
HT/FROST INSULATOR		BLD		46.950	49.450	1.5	1.5	2.0	11.17	11.96	0.000	0.720
IRON WORKER	E	ALL		42.070	44.070	2.0	2.0	2.0	13.45	19.59	0.000	0.350
IRON WORKER	W	ALL		45.060	48.660	2.0	2.0	2.0	9.390	17.69	0.000	0.400
LABORER		ALL		37.000	37.750	1.5	1.5	2.0	13.38	9.520	0.000	0.500
LATHER		ALL		42.520	44.520	1.5	1.5	2.0	13.29	12.75	0.000	0.630
MACHINIST		BLD		43.920	46.420	1.5	1.5	2.0	6.760	8.950	1.850	0.000
MARBLE FINISHERS		ALL		30.520	0.000	1.5	1.5	2.0	9.700	12.55	0.000	0.590
MARBLE MASON		BLD		40.780	44.860	1.5	1.5	2.0	9.700	12.71	0.000	0.740
MATERIAL TESTER I		ALL		27.000	0.000	1.5	1.5	2.0	13.38	9.520	0.000	0.500
MATERIALS TESTER II		ALL		32.000	0.000	1.5	1.5	2.0	13.38	9.520	0.000	0.500
MILLWRIGHT		ALL		42.520	44.520	1.5	1.5	2.0	13.29	12.75	0.000	0.630
OPERATING ENGINEER		BLD	1	46.100	50.100	2.0	2.0	2.0	16.60	11.05	1.900	1.250
OPERATING ENGINEER		BLD	2	44.800	50.100	2.0	2.0	2.0	16.60	11.05	1.900	1.250
OPERATING ENGINEER		BLD	3	42.250	50.100	2.0	2.0	2.0	16.60	11.05	1.900	1.250
OPERATING ENGINEER		BLD	4	40.500	50.100	2.0	2.0	2.0	16.60	11.05	1.900	1.250
OPERATING ENGINEER		BLD	5	49.850	50.100	2.0	2.0	2.0	16.60	11.05	1.900	1.250
OPERATING ENGINEER		BLD	6	47.100	50.100	2.0	2.0	2.0	16.60	11.05	1.900	1.250
OPERATING ENGINEER		BLD	7	49.100	50.100	2.0	2.0	2.0	16.60	11.05	1.900	1.250
OPERATING ENGINEER		HWY	1	44.300	48.300	1.5	1.5	2.0	16.60	11.05	1.900	1.250
OPERATING ENGINEER		HWY	2	43.750	48.300	1.5	1.5	2.0	16.60	11.05	1.900	1.250
OPERATING ENGINEER		HWY	3	41.700	48.300	1.5	1.5	2.0	16.60	11.05	1.900	1.250
OPERATING ENGINEER		HWY	4	40.300	48.300	1.5	1.5	2.0	16.60	11.05	1.900	1.250
OPERATING ENGINEER		HWY	5	39.100	48.300	1.5	1.5	2.0	16.60	11.05	1.900	1.250
OPERATING ENGINEER		HWY	6	47.300	48.300	1.5	1.5	2.0	16.60	11.05	1.900	1.250
OPERATING ENGINEER		HWY	7	45.300	48.300	1.5	1.5	2.0	16.60	11.05	1.900	1.250
ORNAMNTL IRON WORKER E		ALL		42.900	45.400	2.0	2.0	2.0	13.11	16.40	0.000	0.600
ORNAMNTL IRON WORKER W		ALL		45.060	48.660	2.0	2.0	2.0	9.390	17.69	0.000	0.400
PAINTER		ALL		40.980	42.980	1.5	1.5	1.5	10.00	8.200	0.000	1.350
PAINTER SIGNS		BLD		33.920	38.090	1.5	1.5	1.5	2.600	2.710	0.000	0.000
PILEDRIVER		ALL		42.520	44.520	1.5	1.5	2.0	13.29	12.75	0.000	0.630
PIPEFITTER		BLD		41.200	43.200	1.5	1.5	2.0	9.750	17.59	0.000	1.710

PLASTERER		BLD	41.250	43.760	1.5	1.5	2.0	9.700	13.08	0.000	0.980
PLUMBER		BLD	41.200	43.200	1.5	1.5	2.0	9.750	17.59	0.000	1.710
ROOFER		BLD	39.200	42.200	1.5	1.5	2.0	8.280	9.690	0.000	0.430
SHEETMETAL WORKER		BLD	43.250	45.250	1.5	1.5	2.0	10.65	12.90	0.000	0.820
SPRINKLER FITTER		BLD	49.200	51.200	1.5	1.5	2.0	10.75	8.850	0.000	0.450
STEEL ERECTOR	E	ALL	42.070	44.070	2.0	2.0	2.0	13.45	19.59	0.000	0.350
STEEL ERECTOR	W	ALL	45.060	48.660	2.0	2.0	2.0	9.390	17.69	0.000	0.400
STONE MASON		BLD	41.580	45.740	1.5	1.5	2.0	9.700	12.80	0.000	1.040
SURVEY WORKER		ALL	37.000	37.750	1.5	1.5	2.0	12.97	9.930	0.000	0.500
TERRAZZO FINISHER		BLD	36.040	0.000	1.5	1.5	2.0	10.20	9.900	0.000	0.540
TERRAZZO MASON		BLD	39.880	42.880	1.5	1.5	2.0	10.20	11.25	0.000	0.700
TILE MASON		BLD	41.840	45.840	2.0	1.5	2.0	10.20	9.560	0.000	0.880
TRAFFIC SAFETY WRKR		HWY	28.250	29.850	1.5	1.5	2.0	4.896	4.175	0.000	0.000
TRUCK DRIVER		ALL 1	32.550	33.100	1.5	1.5	2.0	6.500	4.350	0.000	0.150
TRUCK DRIVER		ALL 2	32.700	33.100	1.5	1.5	2.0	6.500	4.350	0.000	0.150
TRUCK DRIVER		ALL 3	32.900	33.100	1.5	1.5	2.0	6.500	4.350	0.000	0.150
TRUCK DRIVER		ALL 4	33.100	33.100	1.5	1.5	2.0	6.500	4.350	0.000	0.150
TUCK POINTER		BLD	40.950	41.950	1.5	1.5	2.0	9.700	11.93	0.000	0.630

Legend: RG (Region)

TYP (Trade Type - All, Highway, Building, Floating, Oil & Chip, Rivers)

C (Class)

Base (Base Wage Rate)

FRMAN (Foreman Rate)

M-F>8 (OT required for any hour greater than 8 worked each day, Mon through Fri.)

OSA (Overtime (OT) is required for every hour worked on Saturday)

OSH (Overtime is required for every hour worked on Sunday and Holidays)

H/W (Health & Welfare Insurance)

Pensn (Pension)

Vac (Vacation)

Trng (Training)

Explanations

DUPAGE COUNTY

IRON WORKERS AND FENCE ERECTOR (WEST) - West of Route 53.

The following list is considered as those days for which holiday rates of wages for work performed apply: New Years Day, Memorial Day, Fourth of July, Labor Day, Thanksgiving Day, Christmas Day and Veterans Day in some classifications/counties. Generally, any of these holidays which fall on a Sunday is celebrated on the following Monday. This then makes work performed on that Monday payable at the appropriate overtime rate for holiday pay. Common practice in a given local may alter certain days of celebration. If in doubt, please check with IDOL.

EXPLANATION OF CLASSES

ASBESTOS - GENERAL - removal of asbestos material/mold and hazardous materials from any place in a building, including mechanical systems where those mechanical systems are to be removed. This includes the removal of asbestos materials/mold and hazardous materials from ductwork or pipes in a building when the building is to be demolished at the time or at some close future date.

ASBESTOS - MECHANICAL - removal of asbestos material from mechanical

systems, such as pipes, ducts, and boilers, where the mechanical systems are to remain.

TRAFFIC SAFETY - work associated with barricades, horses and drums used to reduce lane usage on highway work, the installation and removal of temporary lane markings, and the installation and removal of temporary road signs.

CERAMIC TILE FINISHER

The grouting, cleaning, and polishing of all classes of tile, whether for interior or exterior purposes, all burned, glazed or unglazed products; all composition materials, granite tiles, warning detectable tiles, cement tiles, epoxy composite materials, pavers, glass, mosaics, fiberglass, and all substitute materials, for tile made in tile-like units; all mixtures in tile like form of cement, metals, and other materials that are for and intended for use as a finished floor surface, stair treads, promenade roofs, walks, walls, ceilings, swimming pools, and all other places where tile is to form a finished interior or exterior. The mixing of all setting mortars including but not limited to thin-set mortars, epoxies, wall mud, and any other sand and cement mixtures or adhesives when used in the preparation, installation, repair, or maintenance of tile and/or similar materials. The handling and unloading of all sand, cement, lime, tile, fixtures, equipment, adhesives, or any other materials to be used in the preparation, installation, repair, or maintenance of tile and/or similar materials. Ceramic Tile Finishers shall fill all joints and voids regardless of method on all tile work, particularly and especially after installation of said tile work. Application of any and all protective coverings to all types of tile installations including, but not be limited to, all soap compounds, paper products, tapes, and all polyethylene coverings, plywood, masonite, cardboard, and any new type of products that may be used to protect tile installations, Blastrac equipment, and all floor scarifying equipment used in preparing floors to receive tile. The clean up and removal of all waste and materials. All demolition of existing tile floors and walls to be re-tiled.

COMMUNICATIONS TECHNICIAN

Low voltage installation, maintenance and removal of telecommunication facilities (voice, sound, data and video) including telephone and data inside wire, interconnect, terminal equipment, central offices, PABX, fiber optic cable and equipment, micro waves, V-SAT, bypass, CATV, WAN (wide area networks), LAN (local area networks), and ISDN (integrated system digital network), pulling of wire in raceways, but not the installation of raceways.

MARBLE FINISHER

Loading and unloading trucks, distribution of all materials (all stone, sand, etc.), stocking of floors with material, performing all rigging for heavy work, the handling of all material that may be needed for the installation of such materials, building of scaffolding, polishing if needed, patching, waxing of material if damaged, pointing up, caulking, grouting and cleaning of marble, holding water on diamond or Carborundum blade or saw for setters

cutting, use of tub saw or any other saw needed for preparation of material, drilling of holes for wires that anchor material set by setters, mixing up of molding plaster for installation of material, mixing up thin set for the installation of material, mixing up of sand to cement for the installation of material and such other work as may be required in helping a Marble Setter in the handling of all material in the erection or installation of interior marble, slate, travertine, art marble, serpentine, alberene stone, blue stone, granite and other stones (meaning as to stone any foreign or domestic materials as are specified and used in building interiors and exteriors and customarily known as stone in the trade), carrara, sanionyx, vitrolite and similar opaque glass and the laying of all marble tile, terrazzo tile, slate tile and precast tile, steps, risers treads, base, or any other materials that may be used as substitutes for any of the aforementioned materials and which are used on interior and exterior which are installed in a similar manner.

MATERIAL TESTER I: Hand coring and drilling for testing of materials; field inspection of uncured concrete and asphalt.

MATERIAL TESTER II: Field inspection of welds, structural steel, fireproofing, masonry, soil, facade, reinforcing steel, formwork, cured concrete, and concrete and asphalt batch plants; adjusting proportions of bituminous mixtures.

OPERATING ENGINEER - BUILDING

Class 1. Asphalt Plant; Asphalt Spreader; Autograde; Backhoes with Caisson Attachment; Batch Plant; Benoto (requires Two Engineers); Boiler and Throttle Valve; Caisson Rigs; Central Redi-Mix Plant; Combination Back Hoe Front End-loader Machine; Compressor and Throttle Valve; Concrete Breaker (Truck Mounted); Concrete Conveyor; Concrete Conveyor (Truck Mounted); Concrete Paver Over 27E cu. ft; Concrete Paver 27E cu. ft. and Under; Concrete Placer; Concrete Placing Boom; Concrete Pump (Truck Mounted); Concrete Tower; Cranes, All; Cranes, Hammerhead; Cranes, (GCI and similar Type); Creter Crane; Spider Crane; Crusher, Stone, etc.; Derricks, All; Derricks, Traveling; Formless Curb and Gutter Machine; Grader, Elevating; Grouting Machines; Heavy Duty Self-Propelled Transporter or Prime Mover; Highlift Shovels or Front Endloader 2-1/4 yd. and over; Hoists, Elevators, outside type rack and pinion and similar machines; Hoists, One, Two and Three Drum; Hoists, Two Tugger One Floor; Hydraulic Backhoes; Hydraulic Boom Trucks; Hydro Vac (and similar equipment); Locomotives, All; Motor Patrol; Lubrication Technician; Manipulators; Pile Drivers and Skid Rig; Post Hole Digger; Pre-Stress Machine; Pump Cretes Dual Ram; Pump Cretes: Squeeze Cretes-Screw Type Pumps; Gypsum Bulker and Pump; Raised and Blind Hole Drill; Roto Mill Grinder; Scoops - Tractor Drawn; Slip-Form Paver; Straddle Buggies; Operation of Tie Back Machine; Tournapull; Tractor with Boom and Side Boom; Trenching Machines.

Class 2. Boilers; Broom, All Power Propelled; Bulldozers; Concrete Mixer (Two Bag and Over); Conveyor, Portable; Forklift Trucks; Highlift Shovels or Front Endloaders under 2-1/4 yd.; Hoists, Automatic; Hoists, Inside Elevators; Hoists, Sewer Dragging Machine; Hoists, Tugger Single Drum; Laser Screed; Rock Drill (Self-Propelled); Rock Drill (Truck Mounted); Rollers, All; Steam Generators; Tractors,

All; Tractor Drawn Vibratory Roller; Winch Trucks with "A" Frame.

Class 3. Air Compressor; Combination Small Equipment Operator; Generators; Heaters, Mechanical; Hoists, Inside Elevators (remodeling or renovation work); Hydraulic Power Units (Pile Driving, Extracting, and Drilling); Pumps, over 3" (1 to 3 not to exceed a total of 300 ft.); Low Boys; Pumps, Well Points; Welding Machines (2 through 5); Winches, 4 Small Electric Drill Winches.

Class 4. Bobcats and/or other Skid Steer Loaders; Oilers; and Brick Forklift.

Class 5. Assistant Craft Foreman.

Class 6. Gradall.

Class 7. Mechanics; Welders.

OPERATING ENGINEERS - HIGHWAY CONSTRUCTION

Class 1. Asphalt Plant; Asphalt Heater and Planer Combination; Asphalt Heater Scarfire; Asphalt Spreader; Autograder/GOMACO or other similar type machines; ABG Paver; Backhoes with Caisson Attachment; Ballast Regulator; Belt Loader; Caisson Rigs; Car Dumper; Central Redi-Mix Plant; Combination Backhoe Front Endloader Machine, (1 cu. yd. Backhoe Bucket or over or with attachments); Concrete Breaker (Truck Mounted); Concrete Conveyor; Concrete Paver over 27E cu. ft.; Concrete Placer; Concrete Tube Float; Cranes, all attachments; Cranes, Tower Cranes of all types: Creter Crane; Spider Crane; Crusher, Stone, etc.; Derricks, All; Derrick Boats; Derricks, Traveling; Dredges; Elevators, Outside type Rack & Pinion and Similar Machines; Formless Curb and Gutter Machine; Grader, Elevating; Grader, Motor Grader, Motor Patrol, Auto Patrol, Form Grader, Pull Grader, Subgrader; Guard Rail Post Driver Truck Mounted; Hoists, One, Two and Three Drum; Heavy Duty Self-Propelled Transporter or Prime Mover; Hydraulic Backhoes; Backhoes with shear attachments up to 40' of boom reach; Lubrication Technician; Manipulators; Mucking Machine; Pile Drivers and Skid Rig; Pre-Stress Machine; Pump Cretes Dual Ram; Rock Drill - Crawler or Skid Rig; Rock Drill - Truck Mounted; Rock/Track Tamper; Roto Mill Grinder; Slip-Form Paver; Snow Melters; Soil Test Drill Rig (Truck Mounted); Straddle Buggies; Hydraulic Telescoping Form (Tunnel); Operation of Tieback Machine; Tractor Drawn Belt Loader; Tractor Drawn Belt Loader (with attached pusher - two engineers); Tractor with Boom; Tractaire with Attachments; Traffic Barrier Transfer Machine; Trenching; Truck Mounted Concrete Pump with Boom; Raised or Blind Hole Drills (Tunnel Shaft); Underground Boring and/or Mining Machines 5 ft. in diameter and over tunnel, etc; Underground Boring and/or Mining Machines under 5 ft. in diameter; Wheel Excavator; Widener (APSCO).

Class 2. Batch Plant; Bituminous Mixer; Boiler and Throttle Valve; Bulldozers; Car Loader Trailing Conveyors; Combination Backhoe Front Endloader Machine (Less than 1 cu. yd. Backhoe Bucket or over or with attachments); Compressor and Throttle Valve; Compressor, Common Receiver (3); Concrete Breaker or Hydro Hammer; Concrete Grinding Machine; Concrete Mixer or Paver 7S Series to and including 27 cu. ft.; Concrete Spreader; Concrete Curing Machine, Burlap Machine,

Belting Machine and Sealing Machine; Concrete Wheel Saw; Conveyor Muck Cars (Haglund or Similar Type); Drills, All; Finishing Machine - Concrete; Highlift Shovels or Front Endloader; Hoist - Sewer Dragging Machine; Hydraulic Boom Trucks (All Attachments); Hydro-Blaster; Hydro Excavating (excluding hose work); Laser Screed; All Locomotives, Dinky; Off-Road Hauling Units (including articulating) Non Self-Loading Ejection Dump; Pump Cretes: Squeeze Cretes - Screw Type Pumps, Gypsum Bulker and Pump; Roller, Asphalt; Rotary Snow Plows; Rototiller, Seaman, etc., self-propelled; Self-Propelled Compactor; Spreader - Chip - Stone, etc.; Scraper - Single/Twin Engine/Push and Pull; Scraper - Prime Mover in Tandem (Regardless of Size); Tractors pulling attachments, Sheeps Foot, Disc, Compactor, etc.; Tug Boats.

Class 3. Boilers; Brooms, All Power Propelled; Cement Supply Tender; Compressor, Common Receiver (2); Concrete Mixer (Two Bag and Over); Conveyor, Portable; Farm-Type Tractors Used for Mowing, Seeding, etc.; Forklift Trucks; Grouting Machine; Hoists, Automatic; Hoists, All Elevators; Hoists, Tugger Single Drum; Jeep Diggers; Low Boys; Pipe Jacking Machines; Post-Hole Digger; Power Saw, Concrete Power Driven; Pug Mills; Rollers, other than Asphalt; Seed and Straw Blower; Steam Generators; Stump Machine; Winch Trucks with "A" Frame; Work Boats; Tamper-Form-Motor Driven.

Class 4. Air Compressor; Combination - Small Equipment Operator; Directional Boring Machine; Generators; Heaters, Mechanical; Hydraulic Power Unit (Pile Driving, Extracting, or Drilling); Light Plants, All (1 through 5); Pumps, over 3" (1 to 3 not to exceed a total of 300 ft.); Pumps, Well Points; Vacuum Trucks (excluding hose work); Welding Machines (2 through 5); Winches, 4 Small Electric Drill Winches.

Class 5. SkidSteer Loader (all); Brick Forklifts; Oilers.

Class 6. Field Mechanics and Field Welders

Class 7. Dowell Machine with Air Compressor; Gradall and machines of like nature.

SURVEY WORKER - Operated survey equipment including data collectors, G.P.S. and robotic instruments, as well as conventional levels and transits.

TRUCK DRIVER - BUILDING, HEAVY AND HIGHWAY CONSTRUCTION

Class 1. Two or three Axle Trucks. A-frame Truck when used for transportation purposes; Air Compressors and Welding Machines, including those pulled by cars, pick-up trucks and tractors; Ambulances; Batch Gate Lockers; Batch Hopperman; Car and Truck Washers; Carry-alls; Fork Lifts and Hoisters; Helpers; Mechanics Helpers and Greasers; Oil Distributors 2-man operation; Pavement Breakers; Pole Trailer, up to 40 feet; Power Mower Tractors; Self-propelled Chip Spreader; Skipman; Slurry Trucks, 2-man operation; Slurry Truck Conveyor Operation, 2 or 3 man; Teamsters; Unskilled Dumpman; and Truck Drivers hauling warning lights, barricades, and portable toilets on the job site.

Class 2. Four axle trucks; Dump Crets and Adgetors under 7 yards; Dumpsters, Track Trucks, Euclids, Hug Bottom Dump Turnapulls or

Turntrailers when pulling other than self-loading equipment or similar equipment under 16 cubic yards; Mixer Trucks under 7 yards; Ready-mix Plant Hopper Operator, and Winch Trucks, 2 Axles.

Class 3. Five axle trucks; Dump Crets and Adgetors 7 yards and over; Dumpsters, Track Trucks, Euclids, Hug Bottom Dump Turntrailers or turnpulls when pulling other than self-loading equipment or similar equipment over 16 cubic yards; Explosives and/or Fission Material Trucks; Mixer Trucks 7 yards or over; Mobile Cranes while in transit; Oil Distributors, 1-man operation; Pole Trailer, over 40 feet; Pole and Expandable Trailers hauling material over 50 feet long; Slurry trucks, 1-man operation; Winch trucks, 3 axles or more; Mechanic--Truck Welder and Truck Painter.

Class 4. Six axle trucks; Dual-purpose vehicles, such as mounted crane trucks with hoist and accessories; Foreman; Master Mechanic; Self-loading equipment like P.B. and trucks with scoops on the front.

TERRAZZO FINISHER

The handling of sand, cement, marble chips, and all other materials that may be used by the Mosaic Terrazzo Mechanic, and the mixing, grinding, grouting, cleaning and sealing of all Marble, Mosaic, and Terrazzo work, floors, base, stairs, and wainscoting by hand or machine, and in addition, assisting and aiding Marble, Masonic, and Terrazzo Mechanics.

Other Classifications of Work:

For definitions of classifications not otherwise set out, the Department generally has on file such definitions which are available. If a task to be performed is not subject to one of the classifications of pay set out, the Department will upon being contacted state which neighboring county has such a classification and provide such rate, such rate being deemed to exist by reference in this document. If no neighboring county rate applies to the task, the Department shall undertake a special determination, such special determination being then deemed to have existed under this determination. If a project requires these, or any classification not listed, please contact IDOL at 217-782-1710 for wage rates or clarifications.

LANDSCAPING

Landscaping work falls under the existing classifications for laborer, operating engineer and truck driver. The work performed by landscape plantsman and landscape laborer is covered by the existing classification of laborer. The work performed by landscape operators (regardless of equipment used or its size) is covered by the classifications of operating engineer. The work performed by landscape truck drivers (regardless of size of truck driven) is covered by the classifications of truck driver.

MATERIAL TESTER & MATERIAL TESTER/INSPECTOR I AND II

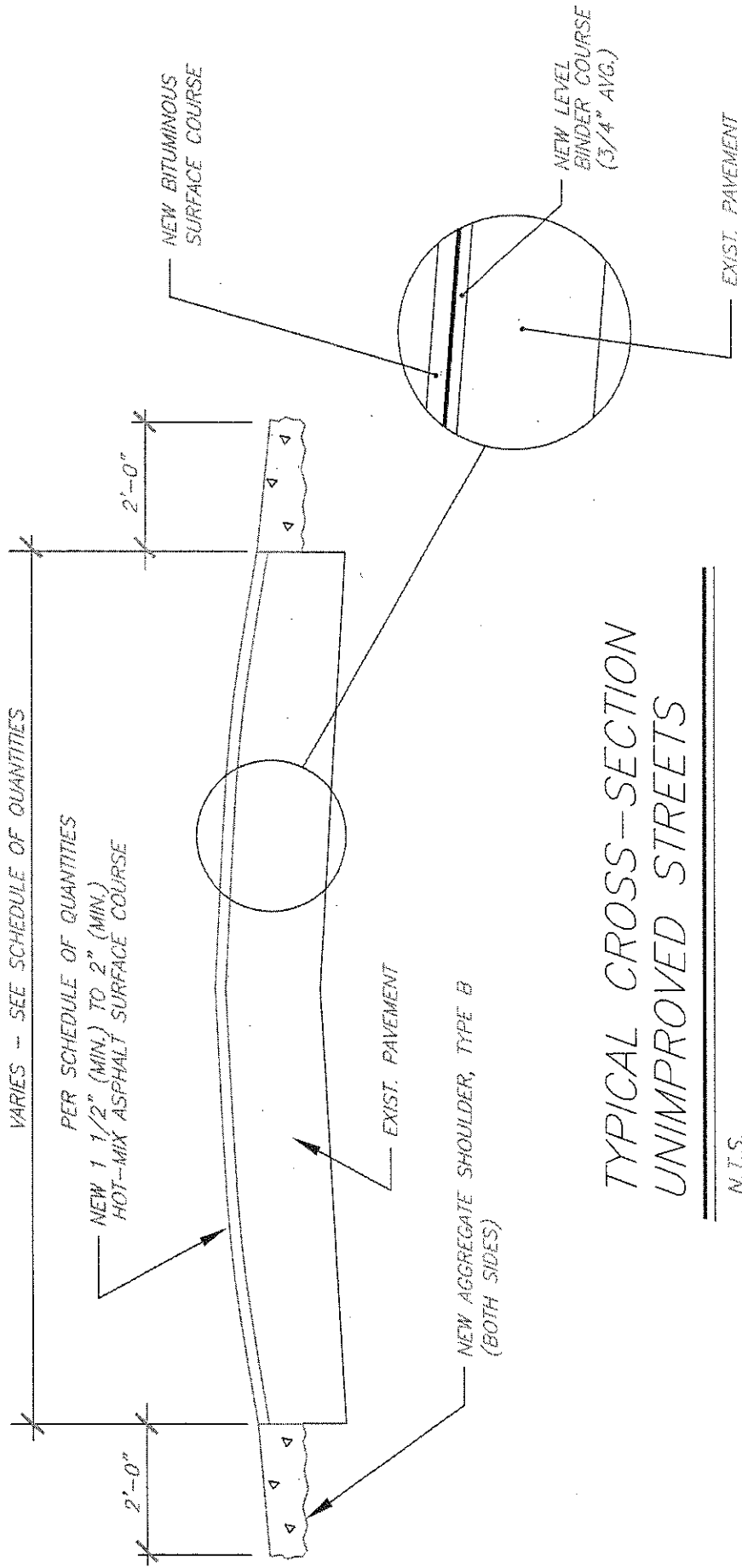
Notwithstanding the difference in the classification title, the classification entitled "Material Tester I" involves the same job duties as the classification entitled "Material Tester/Inspector I". Likewise, the classification entitled "Material Tester II" involves the same job duties as the classification entitled "Material Tester/Inspector II".

HOT-MIX ASPHALT MIXTURE REQUIREMENTS		
	MIXTURE TYPE	AIR VOIDS
PAVEMENT RESURFACING		
	Leveling Binder (Machine Method), N50 (IL-9.5 mm)	4% @ 50 Gyr.
	Hot-Mix Asphalt Surface Course, Mix "D", N50 (IL-9.5 mm)	3.5% @ 50 Gyr.
PATCHING		
	Class D Patches (HMA Binder IL-19 mm)	4% @ 70 Gyr.
	Pavement Removal & HMA Replacement (HMA Binder IL-19 mm)	4% @ 70 Gyr.
DRIVEWAYS		
	Hot-Mix Asphalt Surface Course, Mix "D", N50 (IL-9.5 mm), 3"	4% @ 50 Gyr.

The unit weight used to calculate all Hot-Mix Asphalt Surface Mixture Quantities is 112 Lbs/SqYd/In.

The "AC Type" for polymerized HMA mixes shall be SBS/SBR PG 76-22 and for non-polymerized HMA the "AC Type" shall be "PG 64-22" unless modified by district one special provisions. For use of recycled materials see special provisions.

NOTE: DEPTH OF EXISTING SURFACE
REMOVAL PER SCHEDULE
OF QUANTITIES



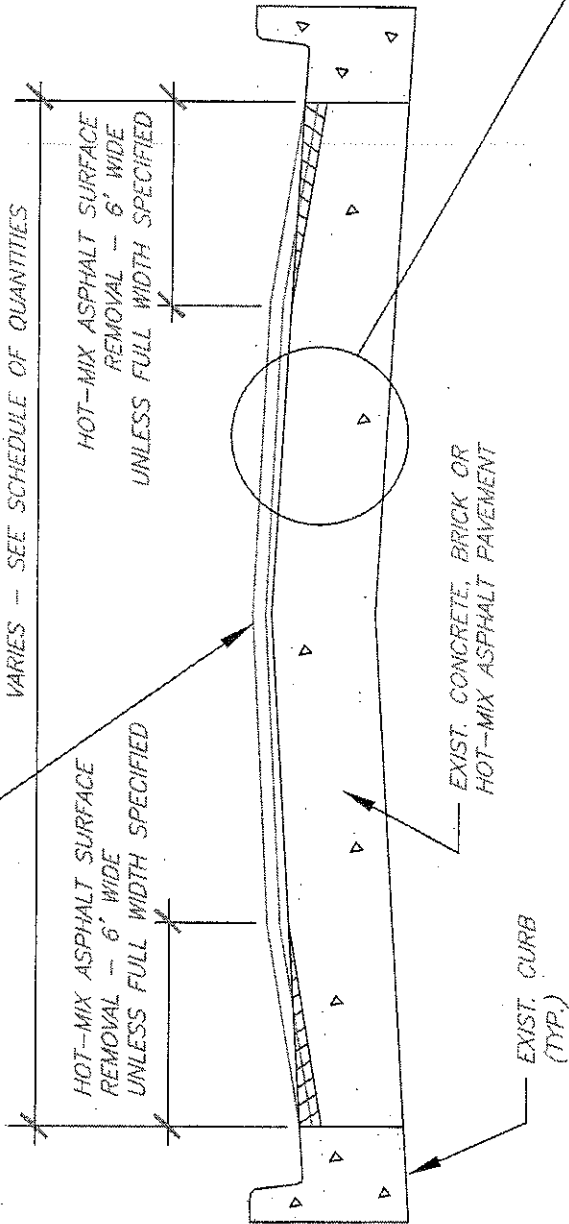
TYPICAL CROSS-SECTION UNIMPROVED STREETS

N.T.S.



NOTE: DEPTH OF EXISTING SURFACE
REMOVAL PER SCHEDULE
OF QUANTITIES

PER SCHEDULE OF QUANTITIES
NEW 1 1/2" (MIN.) 1 3/4" (MIN.) OR 2" (MIN.)
HOT-MIX ASPHALT SURFACE COURSE
VARIES - SEE SCHEDULE OF QUANTITIES



TYPICAL CROSS-SECTION CURBED ROADWAYS

N.T.S.



PAVEMENT REMOVAL
HOT-MIX ASPHALT REPL., 4" OR 6"

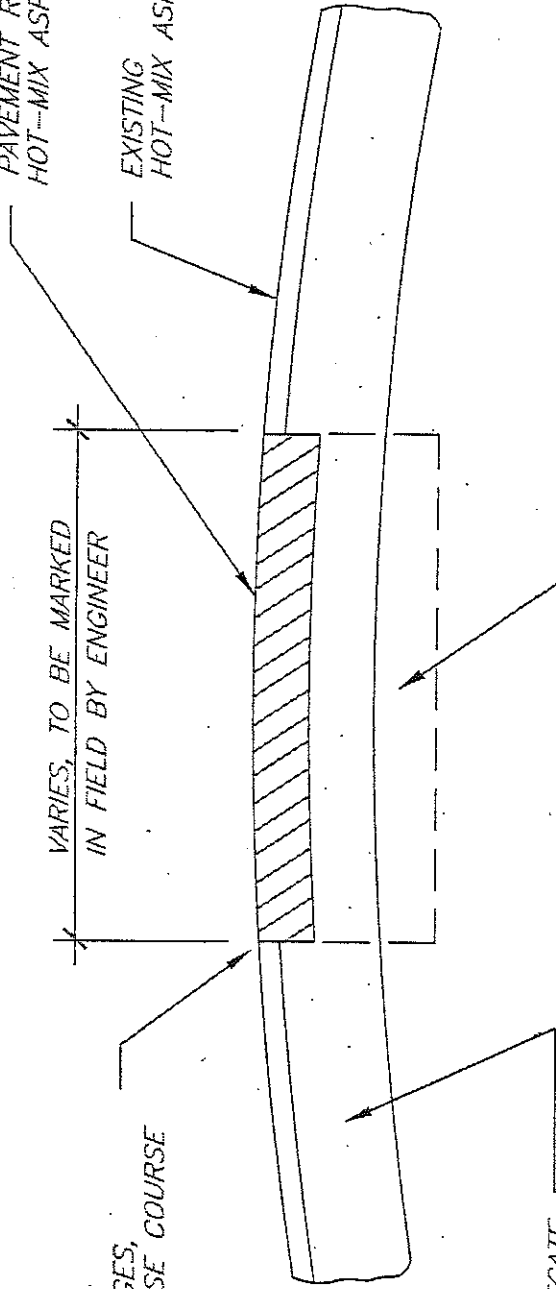
EXISTING
HOT-MIX ASPHALT SURFACE

VARIES, TO BE MARKED
IN FIELD BY ENGINEER

SAW-CUT ALL EDGES,
PRIME ASPHALT BASE COURSE
IF APPLICABLE
(INCIDENTAL)

EXISTING AGGREGATE
(BAM OR POZZ BASE)

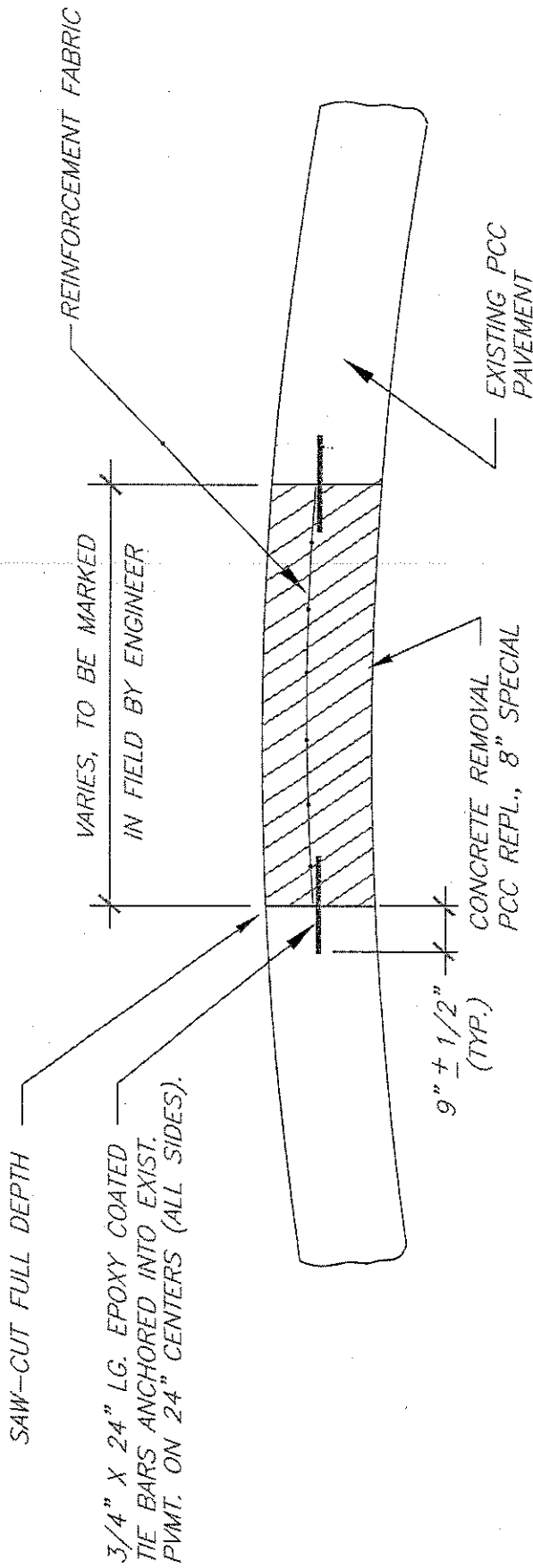
UNDERCUT FOR AGGREGATE BASE AS DIRECTED
BY ENGINEER - PAID FOR SEPARATELY



CLASS D PATCHES, 4" or 6"

N.T.S.

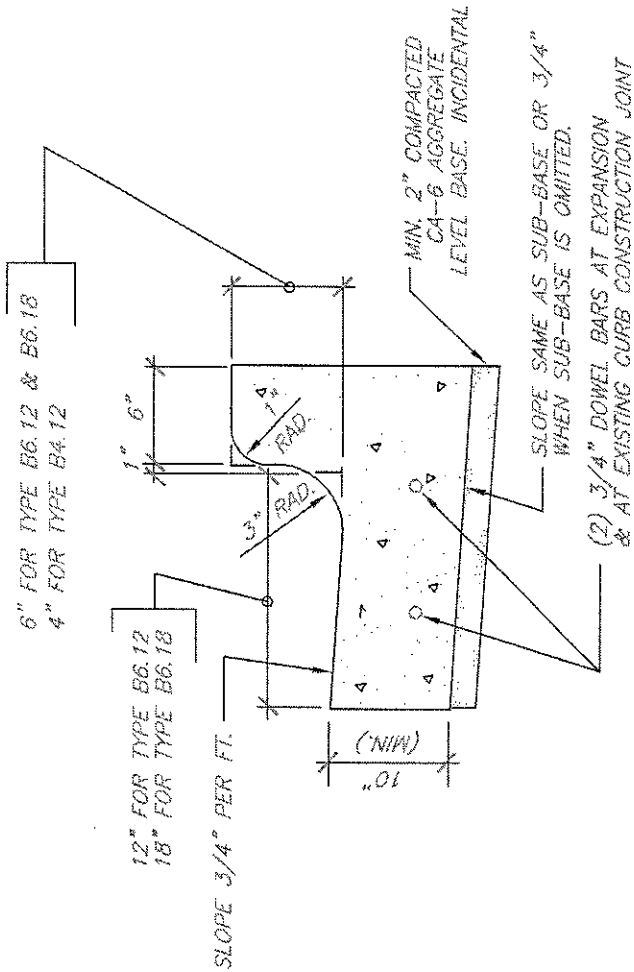




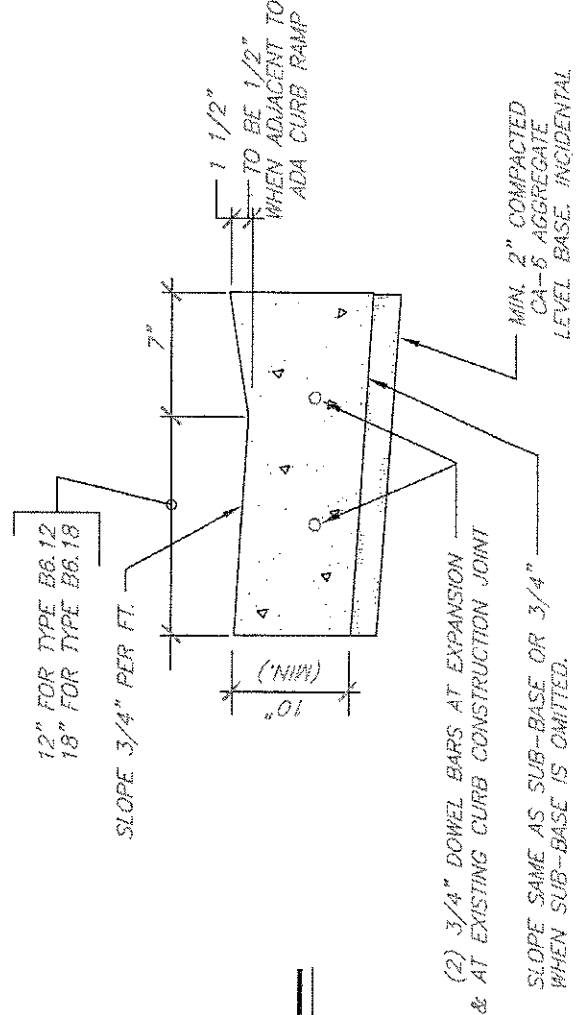
PAVEMENT REMOVAL,
PCC REPLACEMENT, 8" SPECIAL

N.T.S.

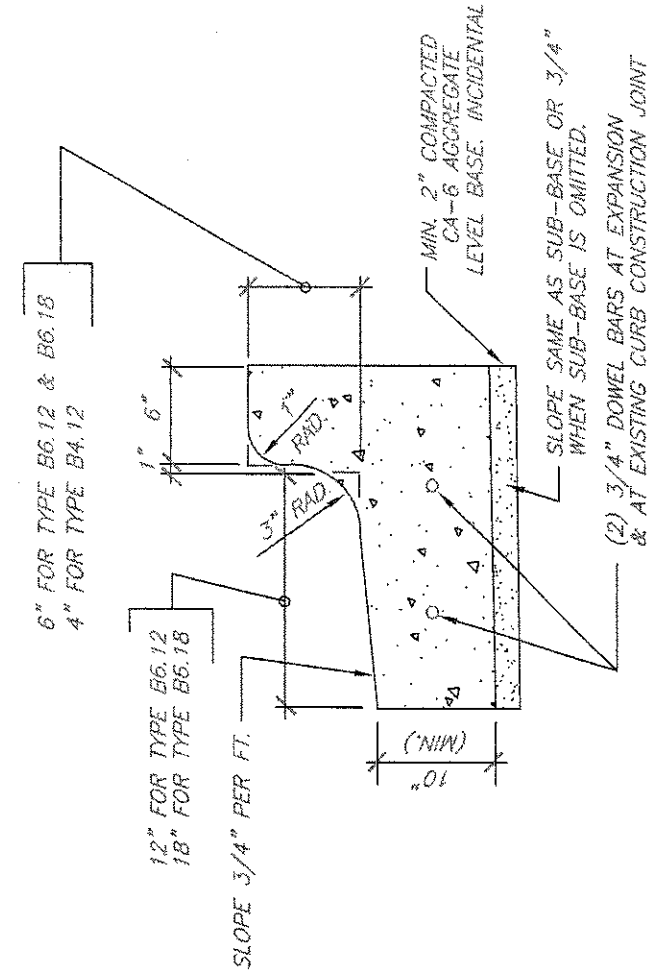




BARRIER CURB



DEPRESSED CURB



BARRIER CURB WITH REVERSED PITCH

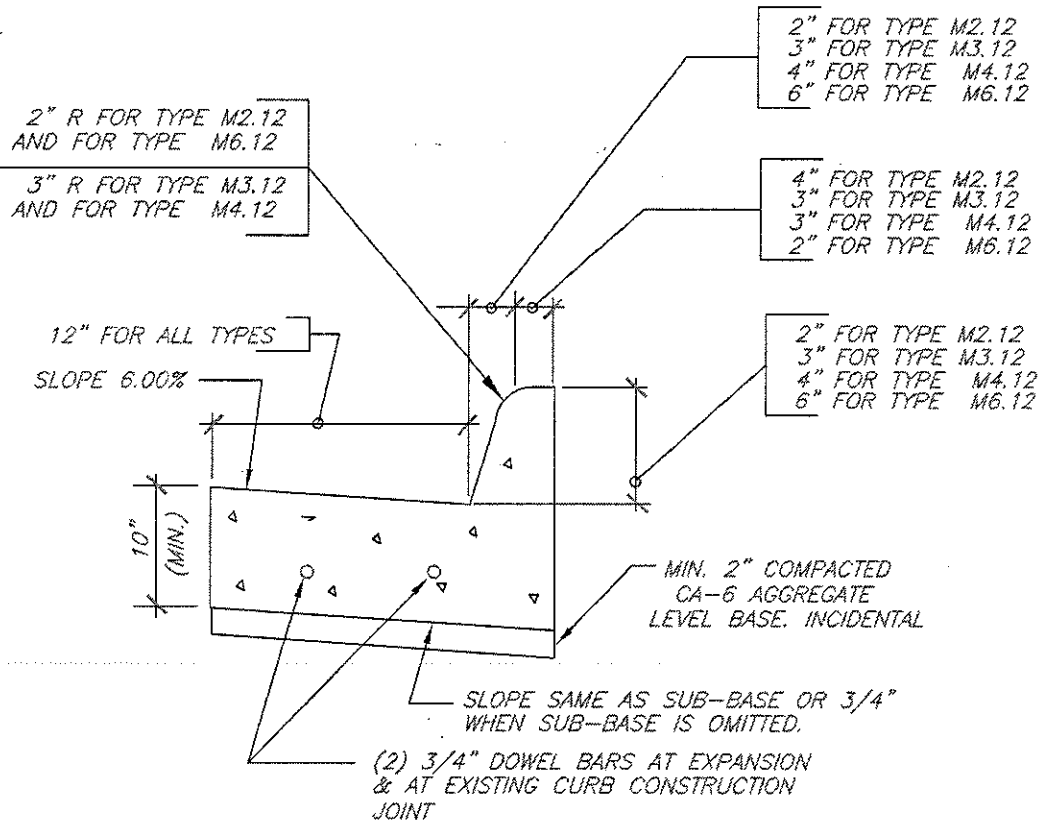
COMBINATION CONCRETE CURB AND GUTTER - BARRIER

JOINT SPACING ON CENTERS:
75' FOR CONTRACTIONS
90' FOR EXPANSION

WHERE APPLICABLE NEW CURB SHALL BE TIED TO ADJACENT CONCRETE PAVEMENT OR BASE WITH NO. 6 (3/4") BARS AT 24" CENTERS IN ACCORDANCE WITH DETAILS FOR LONGITUDINAL CONSTRUCTION JOINT SHOWN ON STANDARD 420001

N.T.S.





MOUNTABLE CURB

JOINT SPACING ON CENTERS:
15' FOR CONTRACTIONS
90' FOR EXPANSION

**COMBINATION CONCRETE CURB &
GUTTER-MOUNTABLE**

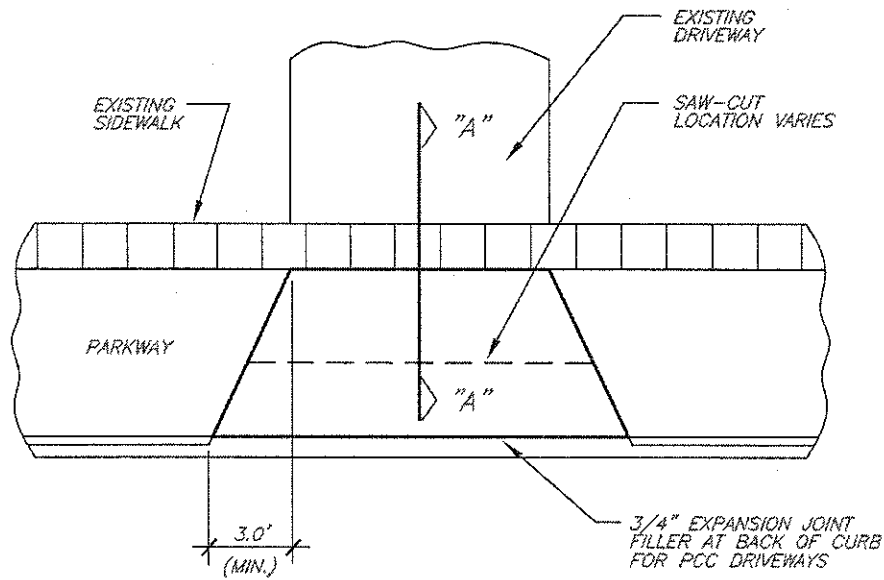
N.T.S.

STANDARD DESIGN

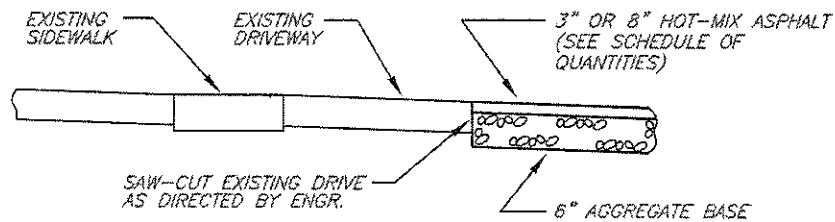
WHERE APPLICABLE NEW CURB SHALL BE TIED TO ADJACENT
CONCRETE PAVEMENT OR BASE WITH NO. 6 (3/4") BARS
AT 24" CENTERS IN ACCORDANCE WITH DETAILS FOR
LONGITUDINAL CONSTRUCTION JOINT SHOWN ON STANDARD 420001

R.W.B
06/08/05
C:\CADFILES\RESURFACING\DETAILS

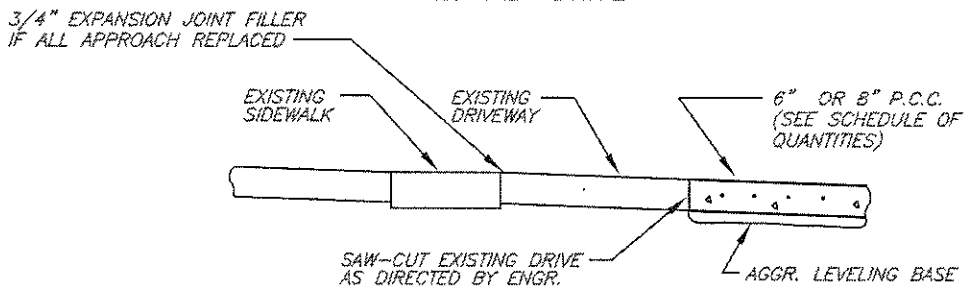




PLAN



SECTION "A - A"
ASPHALT DRIVE

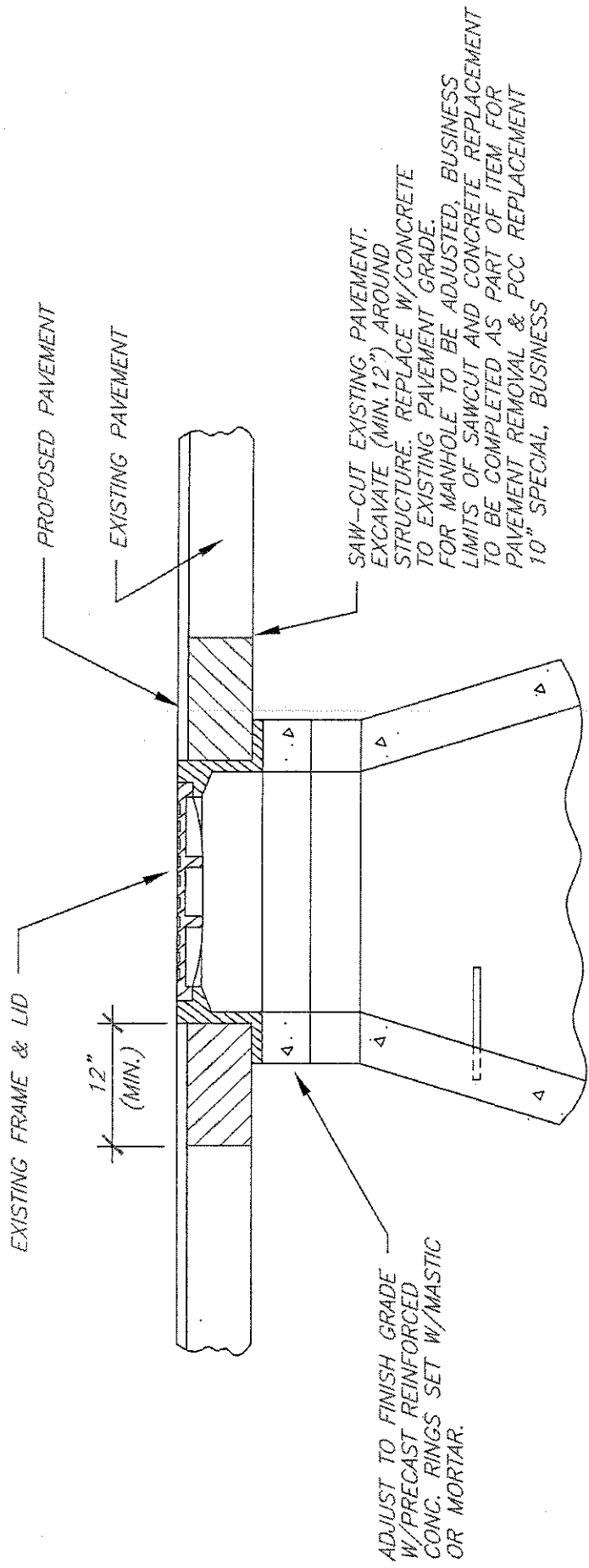


SECTION "A - A"
CONCRETE DRIVE

DRIVEWAY REMOVAL & REPLACEMENT

N.T.S.





SAW-CUT EXISTING PAVEMENT. EXCAVATE (MIN. 12") AROUND STRUCTURE. REPLACE W/CONCRETE TO EXISTING PAVEMENT GRADE. FOR MANHOLE TO BE ADJUSTED. BUSINESS LIMITS OF SAWCUT AND CONCRETE REPLACEMENT TO BE COMPLETED AS PART OF ITEM FOR PAVEMENT REMOVAL & PCC REPLACEMENT 10" SPECIAL, BUSINESS

ADJUST TO FINISH GRADE W/PRECAST REINFORCED CONC. RINGS SET W/MASTIC OR MORTAR.

NOTES:

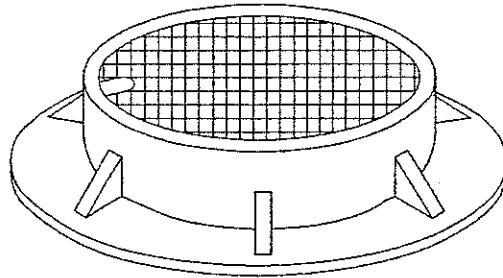
1. AFTER MANHOLE HAS BEEN ADJUSTED AND IF STREET IS OPEN TO TRAFFIC, A TYPE 1 BARRICADE W/FLASHER SHALL BE PLACED AT EACH MANHOLE.
2. SANITARY MANHOLE AND MANHOLE TO BE ADJUSTED, BUSINESS TO BE SET W/MASTIC

MANHOLE ADJUSTMENT DETAIL

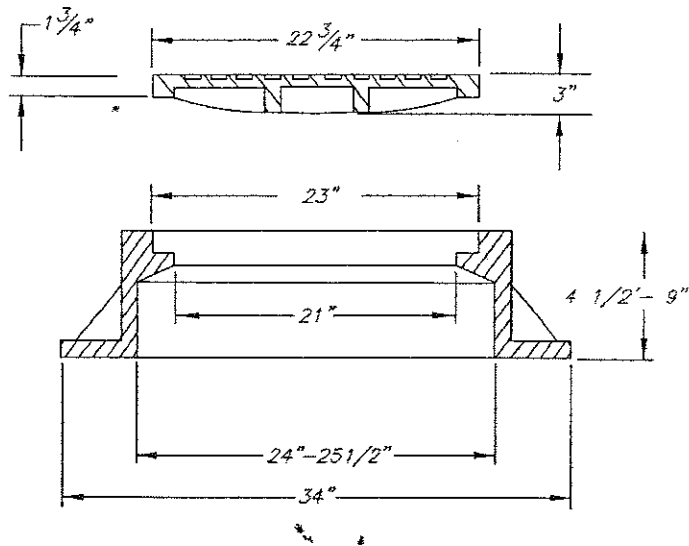
N.T.S.



CLOSED LIDS TO HAVE
"WATER" OR "STORM" STAMPED
IN CENTER, AS APPROPRIATE.



WT. 540 LBS



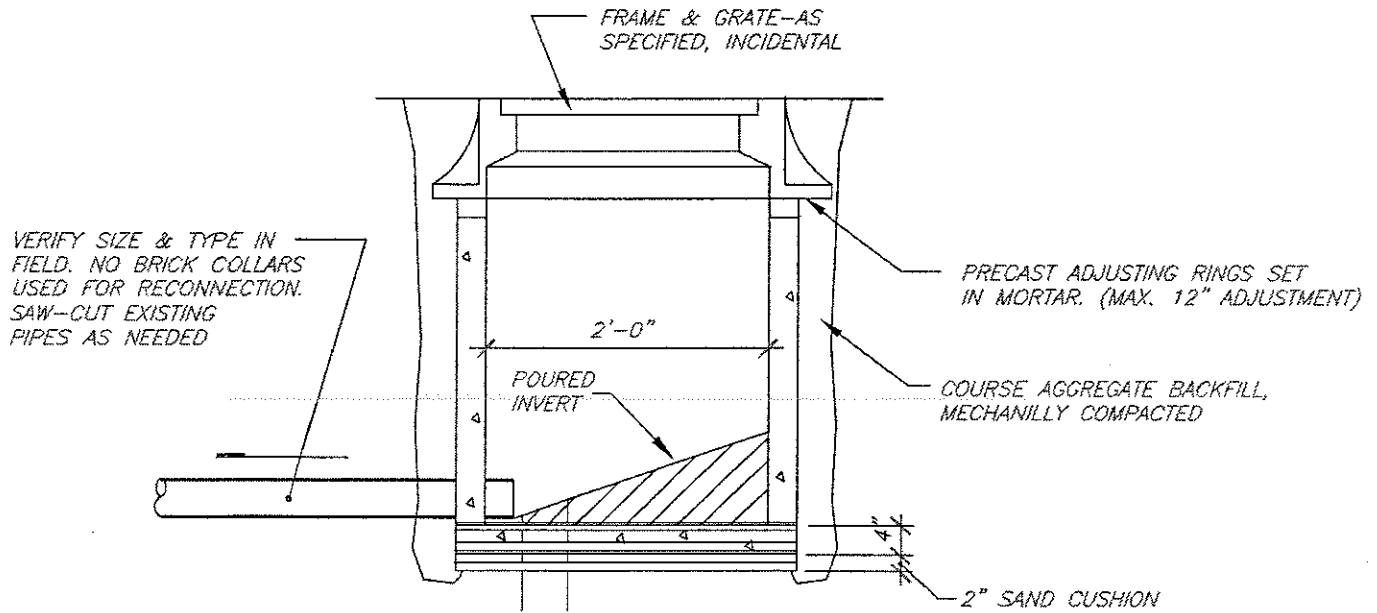
CLOSED LIDS TO BE NEENAH TY B OR EQUAL
OPEN LID TO BE NEENAH TY D OR EQUAL

TYPE 1 HEAVY DUTY FRAMES & LIDS

N.T.S.

R.W.B
06/08/05
C:\CADFILES\RESURFACING\DETAILS





NOTE: INSIDE WALL OF INLET TO BE FLUSH WITH FACE OF CURB FOR TYPE I FRAME OR BACK OF CURB FOR TYPE 3 & TYPE II FRAME

TYPE "A" INLET NEW/REPLACEMENT

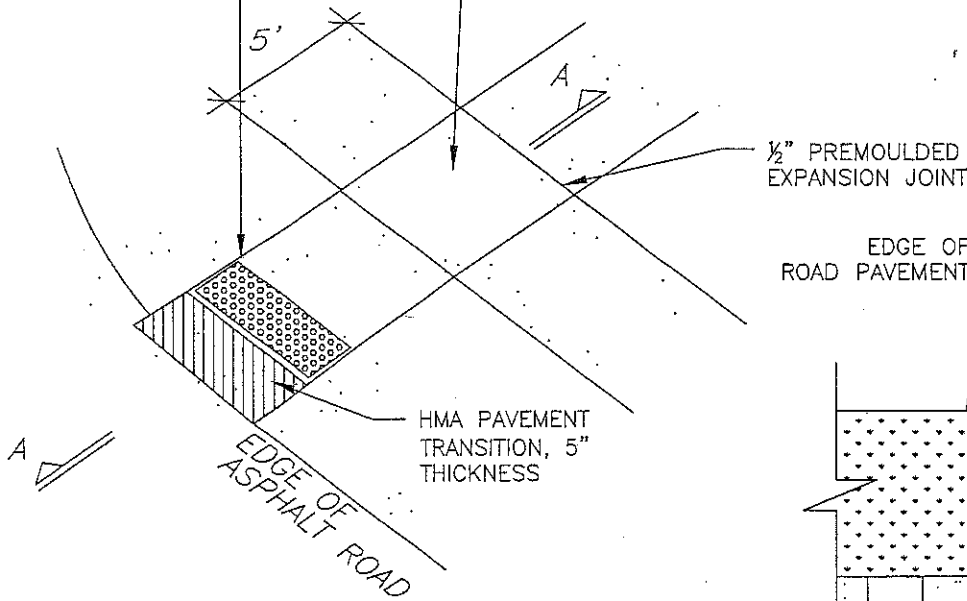
N.T.S.

R.W.B
06/08/05
C:\CADFILES\RESURFACING\DETAILS

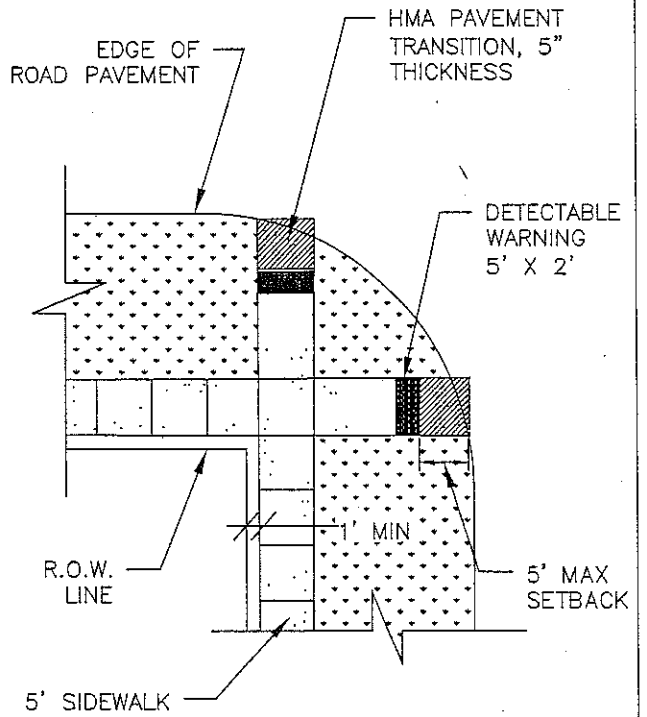


DETECTABLE WARNINGS
5' X 2'

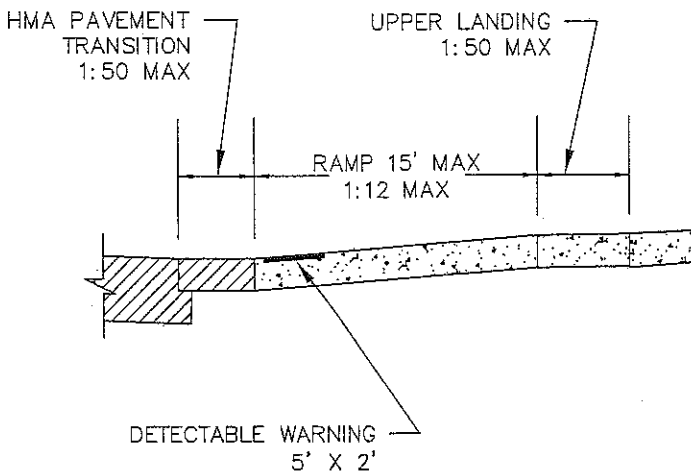
UPPER LANDING
5' X 5'
1:50 MAX. SLOPE



ISOMETRIC VIEW



PLAN

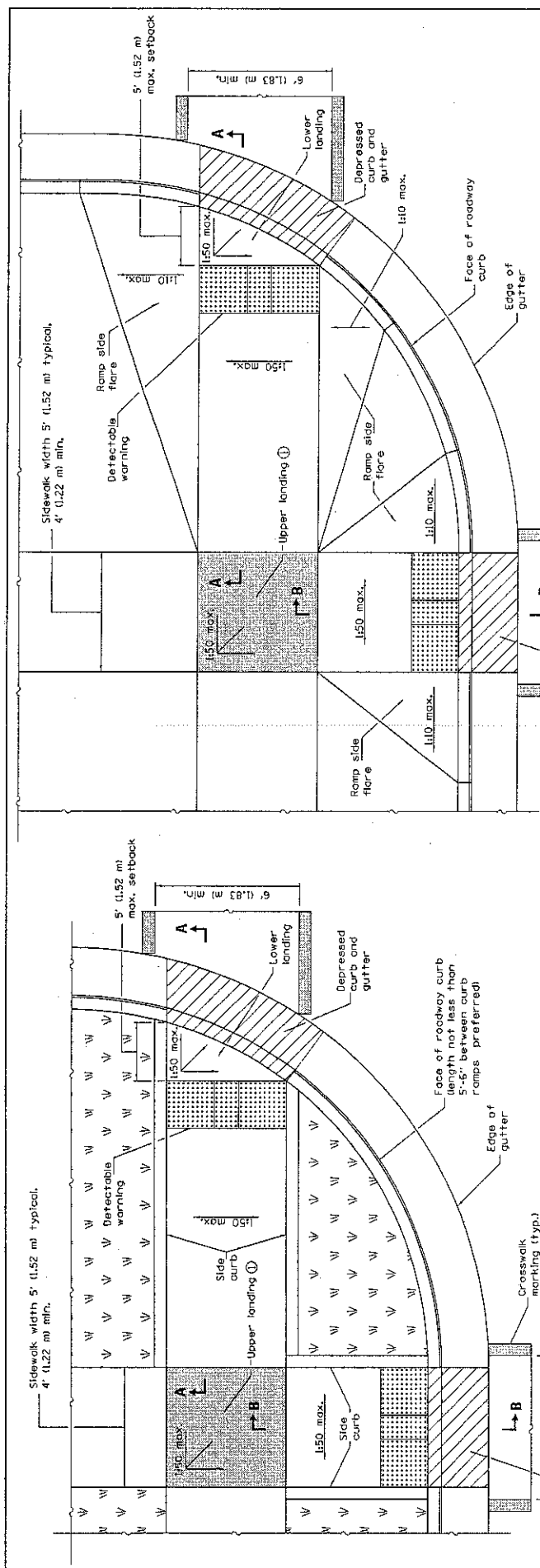


SECTION A-A

INSERT ADA DETECTABLE WARNING
SURFACE TILE AS SPECIFIED
DYED CONCRETE NOT ALLOWED

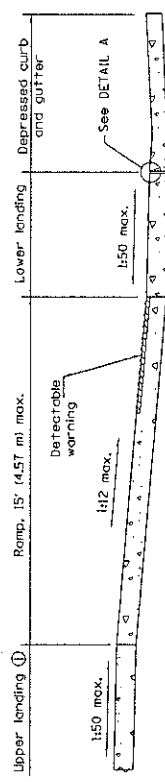
N.T.S.	DATE	REVISIONS	DRAWN BY	APPVD BY	STANDARD DETAIL
	04/12/07		D.J.G.		A.D.A RAMP ON NON-CURBED STREETS
	03/25/11		S.A.V.	A.J.S.	
	03/26/12		T.J.T.		
DRAWING NO. SWK-03					
I:\LIBRARY\DETAILS\SIDEWALK\SWK-03					





RAMPS IN LANDSCAPED AREA

SETBACK ≤ 5'

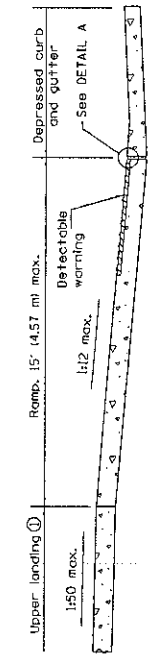


SECTION A-A

① Upper landing not required for ramp slopes flatter than 1:20.

RAMPS IN PAVED AREA

SETBACK ≤ 5'



SECTION B-B

① Upper landing not required for ramp slopes flatter than 1:20.

GENERAL NOTES

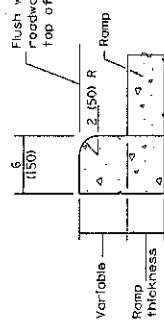
All slope ratios are expressed as units of vertical displacement to units of horizontal displacement (V/H).

Where 1:50 maximum slope is shown, 1:64 is preferred.

See Standard 606001 for details of depressed curb adjacent to curb ramp.

All dimensions are in inches (millimeters) unless otherwise shown.

Flush with top of roadway curb and top of sidewalk



SIDE CURB DETAIL

Illinois Department of Transportation
 PASSED: [Signature] 2013
 ENGINEER OF POLICY AND PROCEDURES
 APPROVED: [Signature] 2013
 ENGINEER OF DESIGN AND ENVIRONMENT

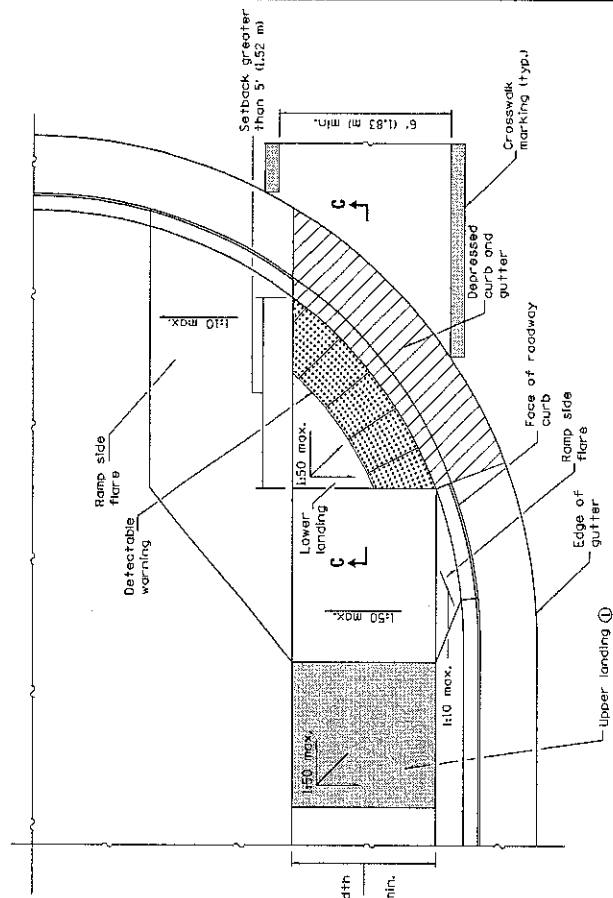
ISSUED 1-1-97

DATE	REVISIONS
1-1-13	widened crosswalk markings to 6' (1.83 m) min. inside dimension. Rev. Gen. Notes. Completely revised and renamed standard.
1-1-12	

PERPENDICULAR CURB RAMPS FOR SIDEWALKS

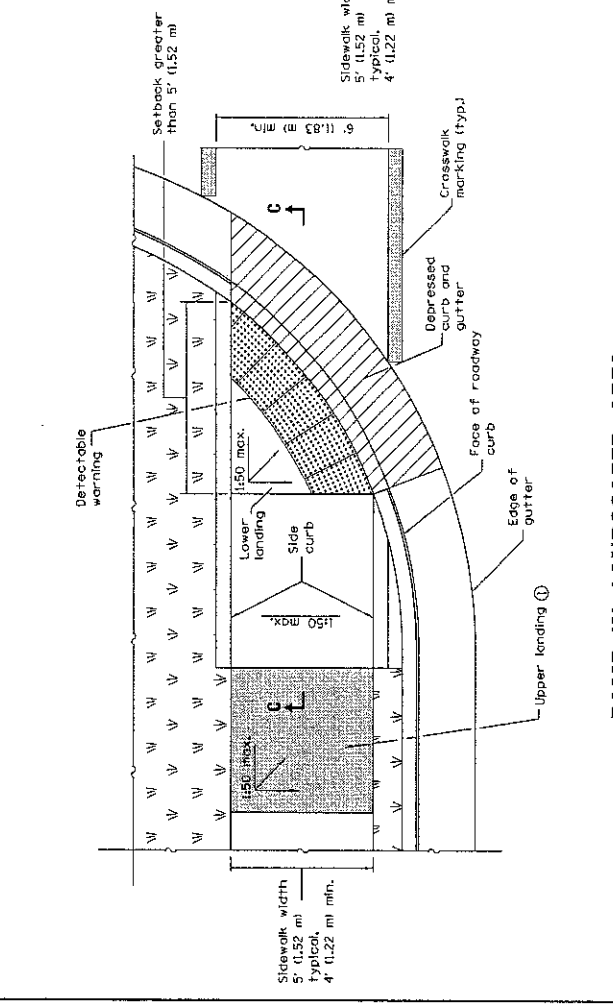
(Sheet 1 of 2)

STANDARD 424001-07



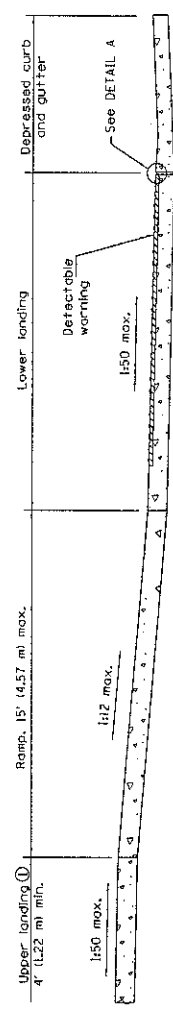
RAMP IN LANDSCAPED AREA

SETBACK > 5'



RAMP IN PAVED AREA

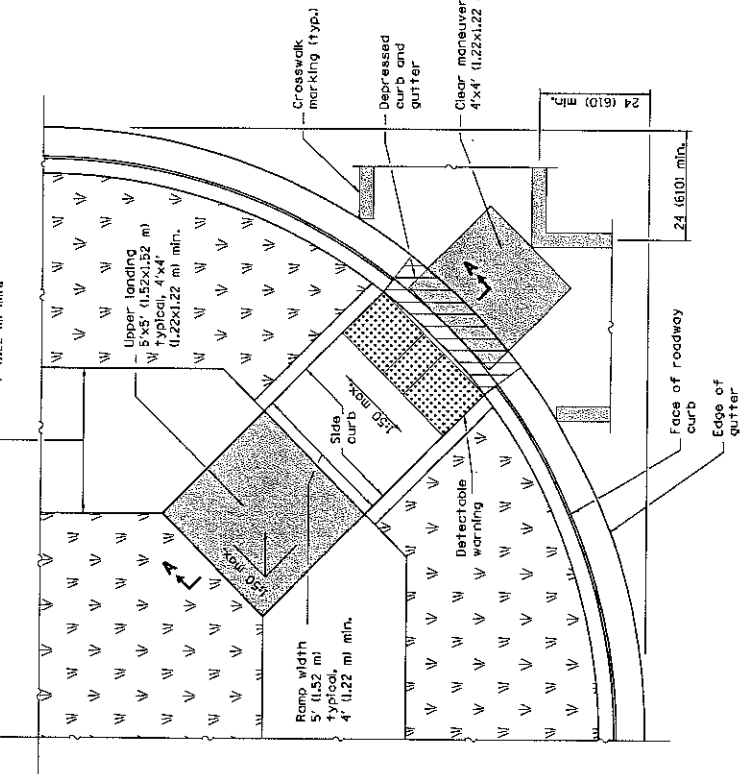
SETBACK > 5'



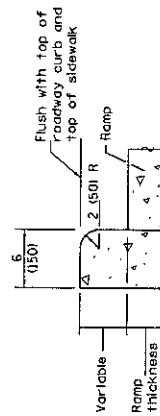
SECTION C-C

① Upper landing not required for ramp slopes flatter than 1:20.

Sidewalk width 5' (1.52 m) typical, 4' (1.22 m) min.

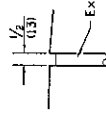


RAMP IN LANDSCAPED AREA



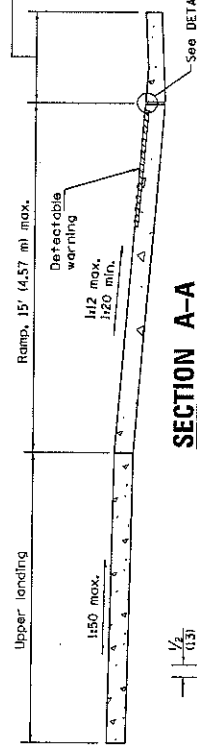
SIDE CURB DETAIL

Illinois Department of Transportation	
ISSUED 1-1-12	
PAUSED	JANUARY 1, 2013
APPROVED	ENGINEER OF POLICY AND PROCEDURES
	JANUARY 1, 2013
	ENGINEER OF DESIGN AND EQUIPMENT

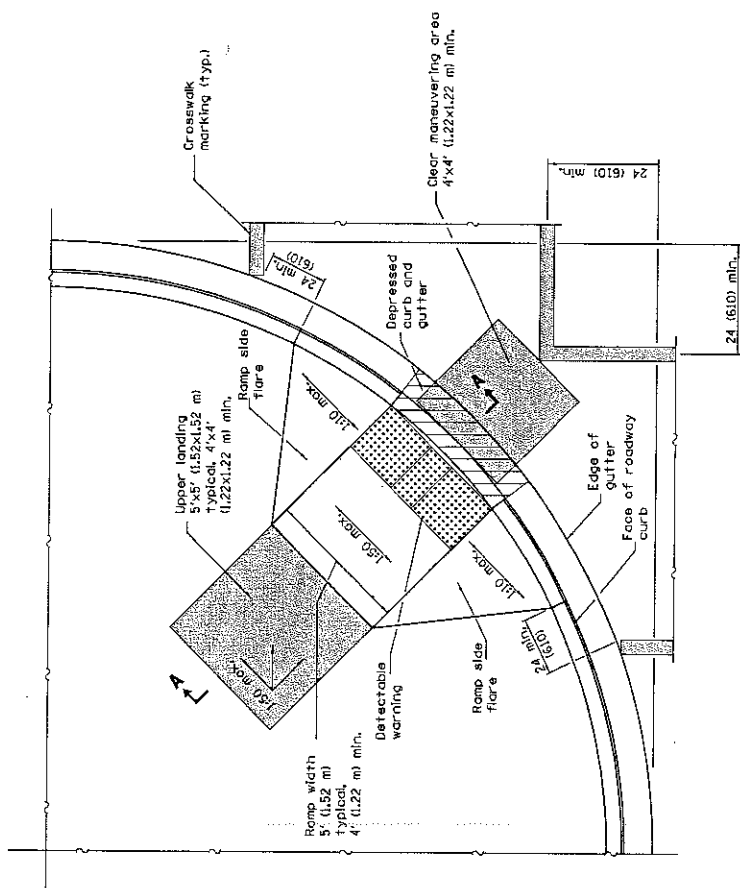


DETAIL A

Depressed curb and gutter



SECTION A-A



RAMP IN PAVED AREA

GENERAL NOTES
 This Standard shall only be used for curb radii of 20 ft. (6.1 m) or greater.
 Where 1:50 maximum slope is shown, 1:64 is preferred.

All slope ratios are expressed as units of vertical displacement to units of horizontal displacement (V/H).

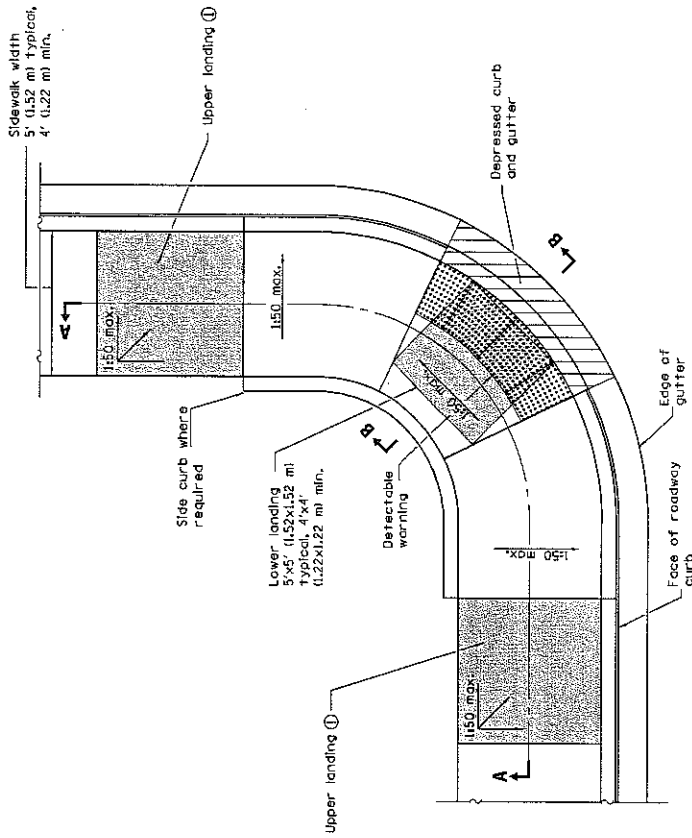
See Standard 606001 for details of depressed curb adjacent to curb ramp.

All dimensions are in inches (millimeters) unless otherwise shown.

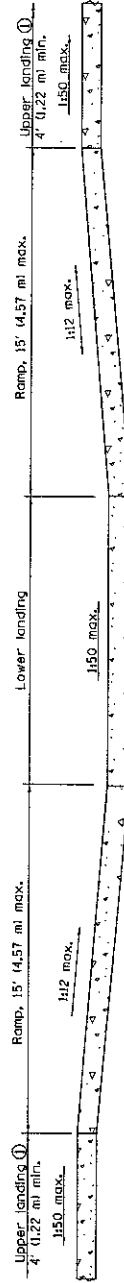
DATE	REVISIONS
1-1-13	Revised General Notes.
1-1-12	New standard.

DIAGONAL CURB RAMPS FOR SIDEWALKS

STANDARD 424006-01

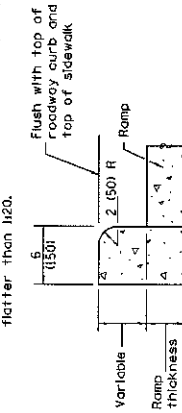


CORNER PARALLEL CURB RAMP

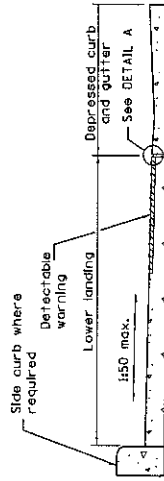


SECTION A-A

① Upper landing(s) not required for ramp slopes flatter than 1:20.



SIDE CURB DETAIL



SECTION B-B

GENERAL NOTES

All slope ratios are expressed as units of vertical displacement to units of horizontal displacement (V:H).

where 1:50 maximum slope is shown, 1:64 is preferred.

See Standard 606001 for details of depressed curb adjacent to curb ramp.

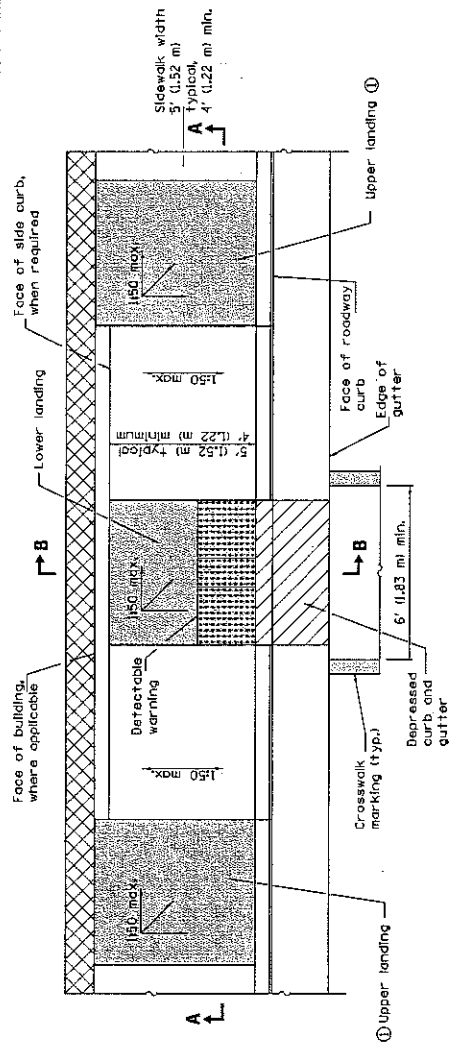
All dimensions are in inches (millimeters) unless otherwise shown.

DATE	REVISIONS
1-1-13	Revised General Notes.
1-1-12	New standard.

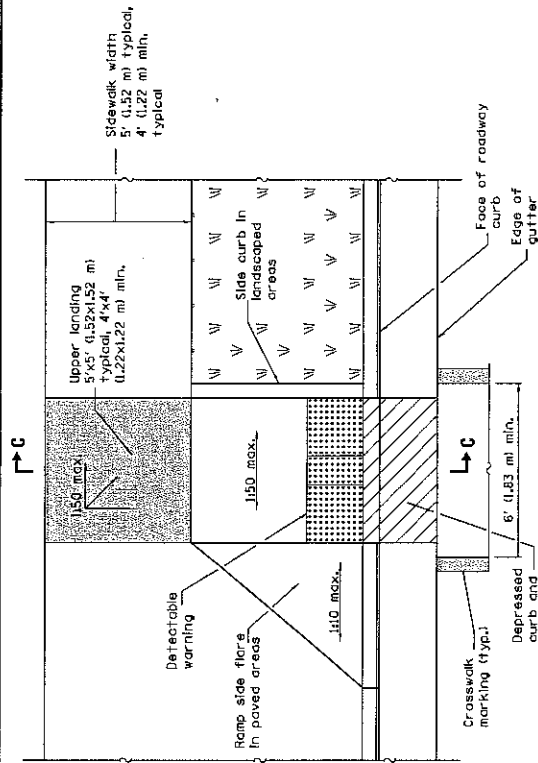
CORNER PARALLEL CURB RAMPS FOR SIDEWALKS

STANDARD 424011-01

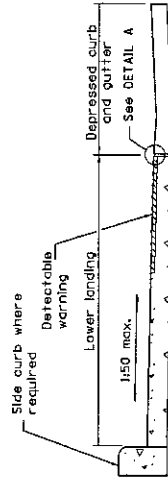
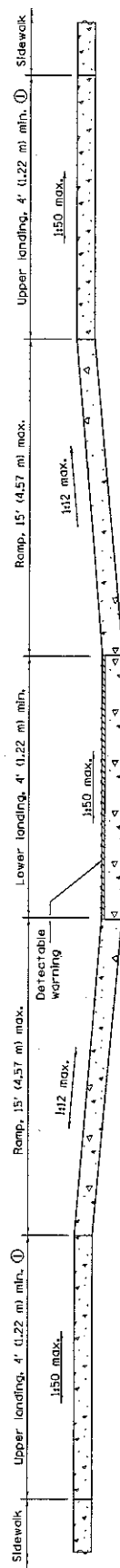
Illinois Department of Transportation
 PASSED: 2013
 ISSUED: 1-1-12
 ENGINEER OF POLICY AND PROCEDURES: Michael Bond
 APPROVED: 2013
 ENGINEER OF DESIGN AND ENVIRONMENT



PARALLEL MID-BLOCK CURB RAMP

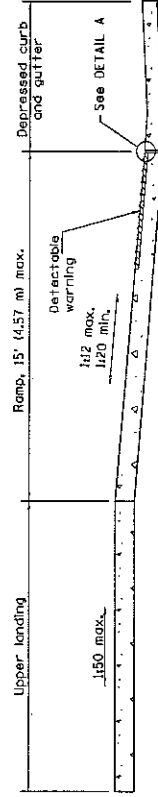


PERPENDICULAR MID-BLOCK CURB RAMP



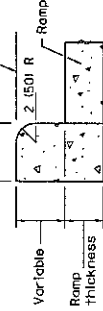
SECTION A-A

① Upper landing(s) not required for ramp slopes flatter than 1:20.

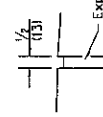


SECTION C-C

Flush with top of roadway curb and top of sidewalk



SIDE CURB DETAIL



DETAIL A

GENERAL NOTES

All slope ratios are expressed as units of vertical displacement to units of horizontal displacement (V:H).

Where 1:50 maximum slope is shown, 1:64 is preferred.

See Standard 606001 for details of depressed curb adjacent to curb ramp.


All dimensions are in inches (millimeters) unless otherwise shown.

DATE	REVISIONS
1-1-13	Widened crosswalk markings to 6' (1.83 m) min. inside dimension. Rev. Gen. Notes.
1-1-12	New standard.

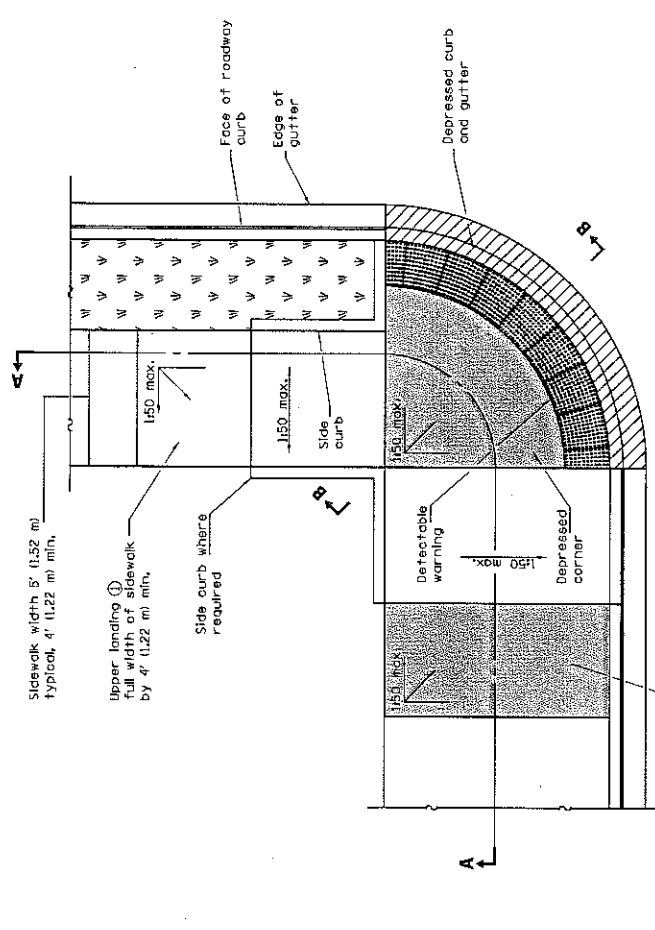
MID-BLOCK CURB RAMPS FOR SIDEWALKS

STANDARD 424016-01

Illinois Department of Transportation
 PASSED January 1, 2013
 ENGINEER OF POLICY AND PROCEDURES
 APPROVED Michael Broad
 ISSUED 1-1-12
 ENGINEER OF DESIGN AND ENVIRONMENT



SECTION B-B



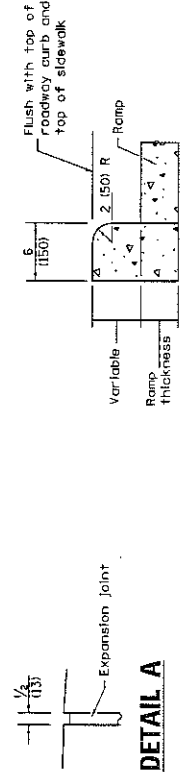
DEPRESSED CORNER

① Upper landing full width of sidewalk by 4' (1.22 m) min.



SECTION A-A

① Upper landing(s) not required for ramp slopes flatter than 1:20.



DETAIL A

SIDE CURB DETAIL

GENERAL NOTES

This standard shall only be used for curb radii of 6 ft. (1.83 m) or greater.
 All slope ratios are expressed as units of vertical displacement to units of horizontal displacement (V:H).
 Where 1:50 maximum slope is shown, 1:54 is preferred.
 See Standard 608001 for details of depressed curb adjacent to curb ramp.
 All dimensions are in inches (millimeters) unless otherwise shown.

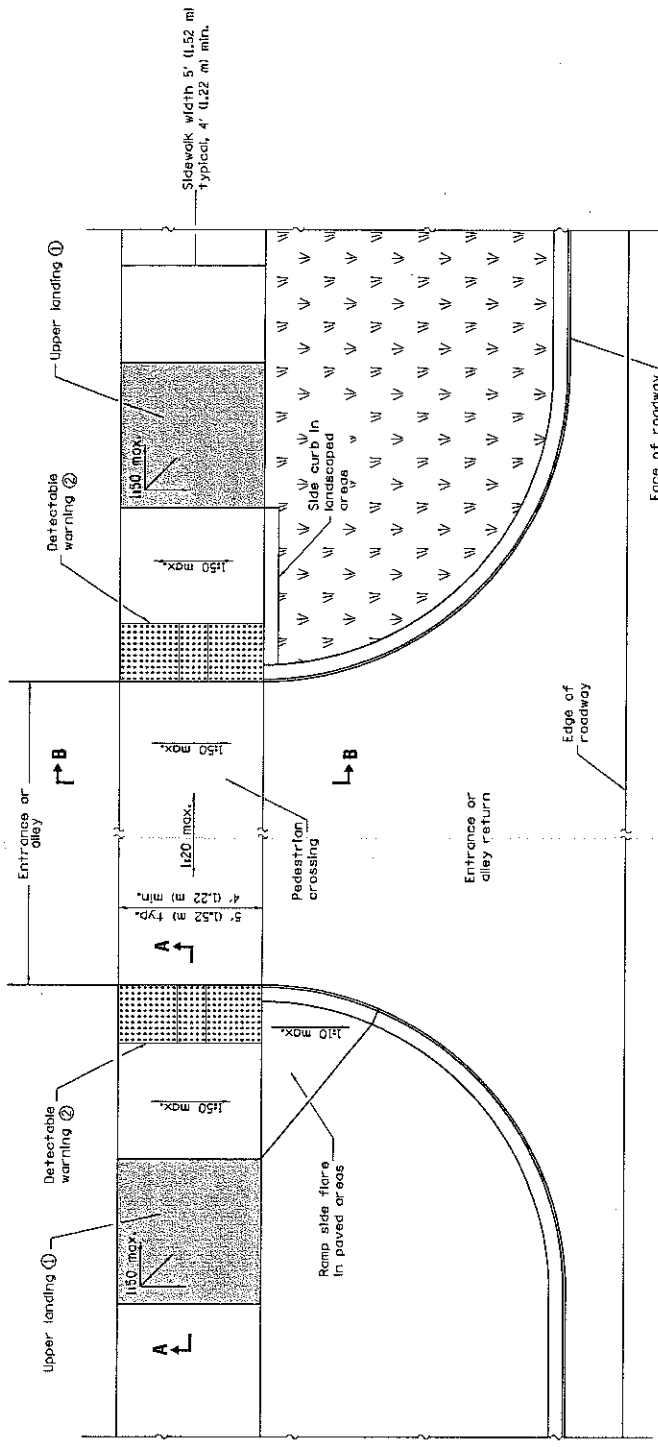
DATE	REVISIONS
1-1-14	Revised sidewalk width.
	Revised gen. notes to limit curb rad. to 6' (1.83 m) min.
1-1-13	Revised General Notes.

DEPRESSED CORNER FOR SIDEWALKS

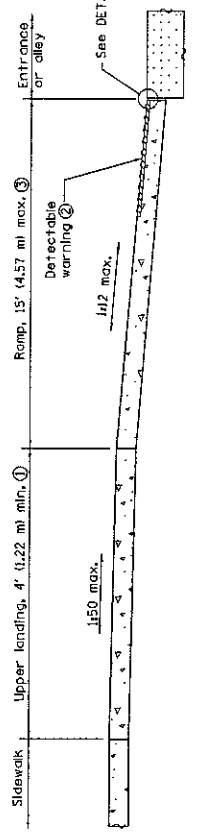
STANDARD 424021-02

Illinois Department of Transportation
 PASSED: [Signature] J. BRANDEY, L., 2014
 ENGINEER OF POLICY AND PROCEDURES
 APPROVED: [Signature] J. BRANDEY, L., 2014
 ENGINEER OF DESIGN AND ENVIRONMENT

ISSUED: 1-1-12

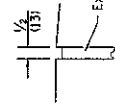


ENTRANCE / ALLEY PEDESTRIAN CROSSING

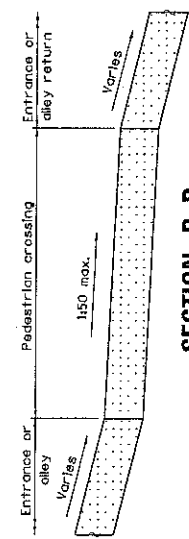


SECTION A-A

① Upper landing not required for ramp slopes flatter than 1:20.

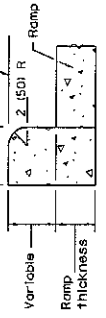


DETAIL A



SECTION B-B

Flush with top of roadway curb and top of sidewalk



SIDE CURB DETAIL

GENERAL NOTES

All slope ratios are expressed as units of vertical displacement to units of horizontal displacement (V:H).
Where 1:50 maximum slope is shown, 1:64 is preferred.
All dimensions are in inches (millimeters) unless otherwise shown.

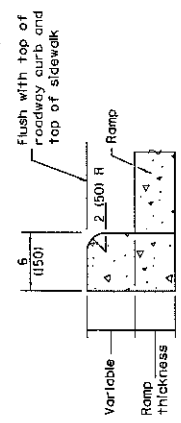
Illinois Department of Transportation
 PASSED _____ 2013
 APPROVED _____ 2013
 ENGINEER OF POLICY AND PROCEDURES
 ENGINEER OF DESIGN AND ENVIRONMENT

DATE	REVISIONS
1-1-13	Revised General Notes.
1-1-12	New standard.

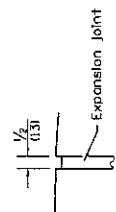
ENTRANCE / ALLEY PEDESTRIAN CROSSINGS

STANDARD 424026-01

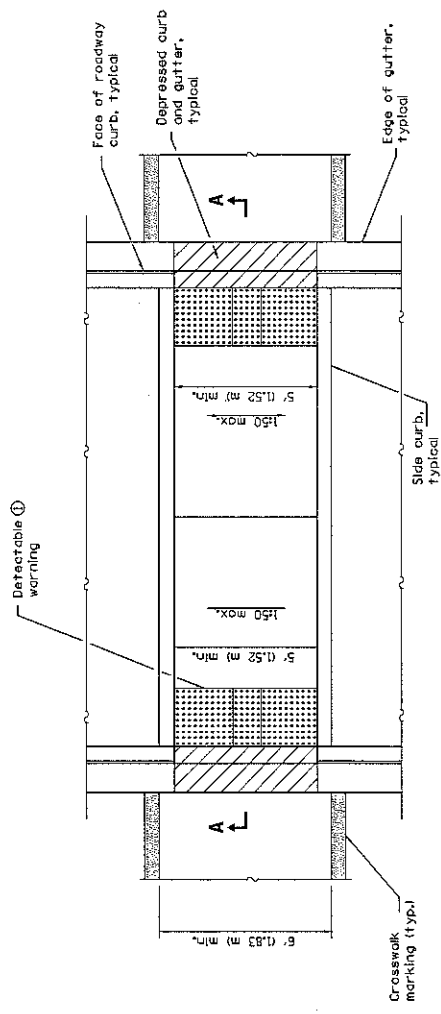
- ② Detectable warning shall only be installed at entrances/alleys with permanent traffic control devices (i.e. stop signs, signals).
- ③ Where possible, maintain the grade of the sidewalk across the entrance/alley to avoid the need for ramps and upper landings.



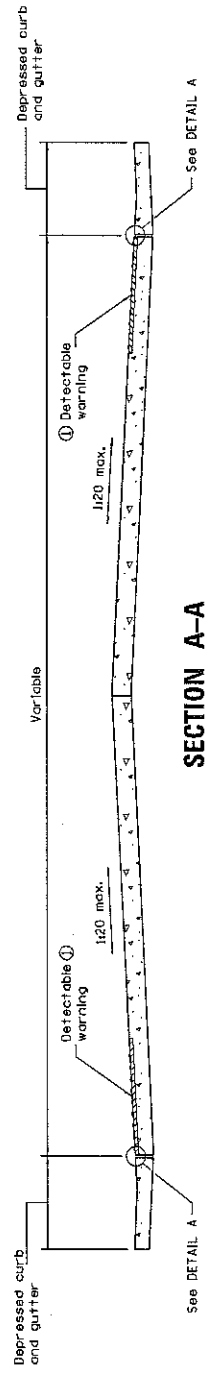
SIDE CURB DETAIL



DETAIL A



MEDIAN PEDESTRIAN CROSSING



SECTION A-A

① Omit detectable warnings when distance between back of curbs is less than 6' (1.83 m).

GENERAL NOTES

All slope ratios are expressed as units of vertical displacement to units of horizontal displacement (V:H).

Where 1:50 maximum slope is shown, 1:64 is preferred.

See Standard 605001 for details of depressed curb adjacent to curb ramp.

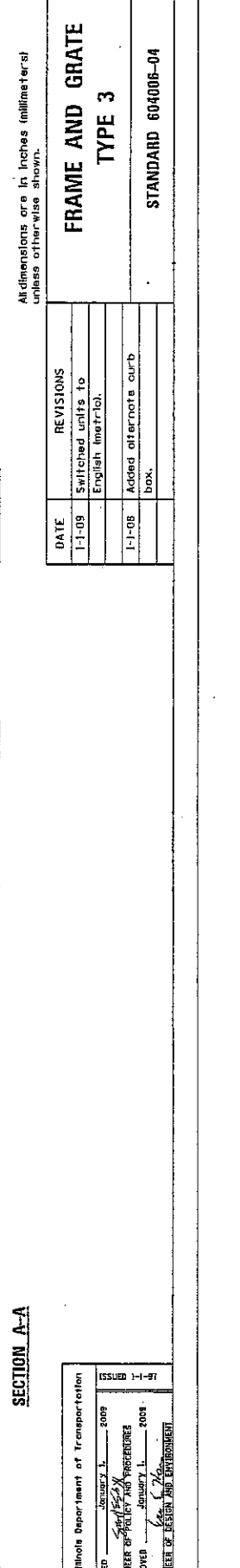
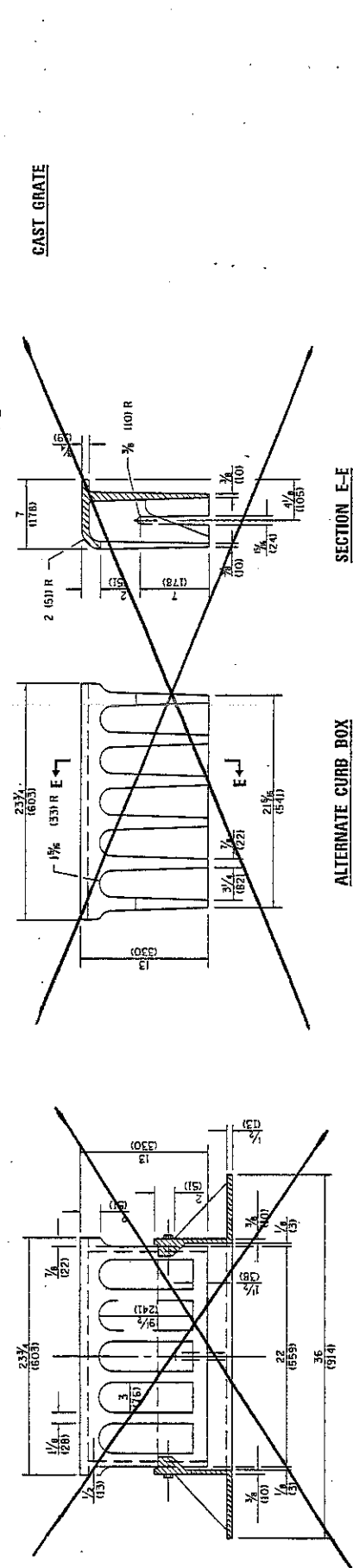
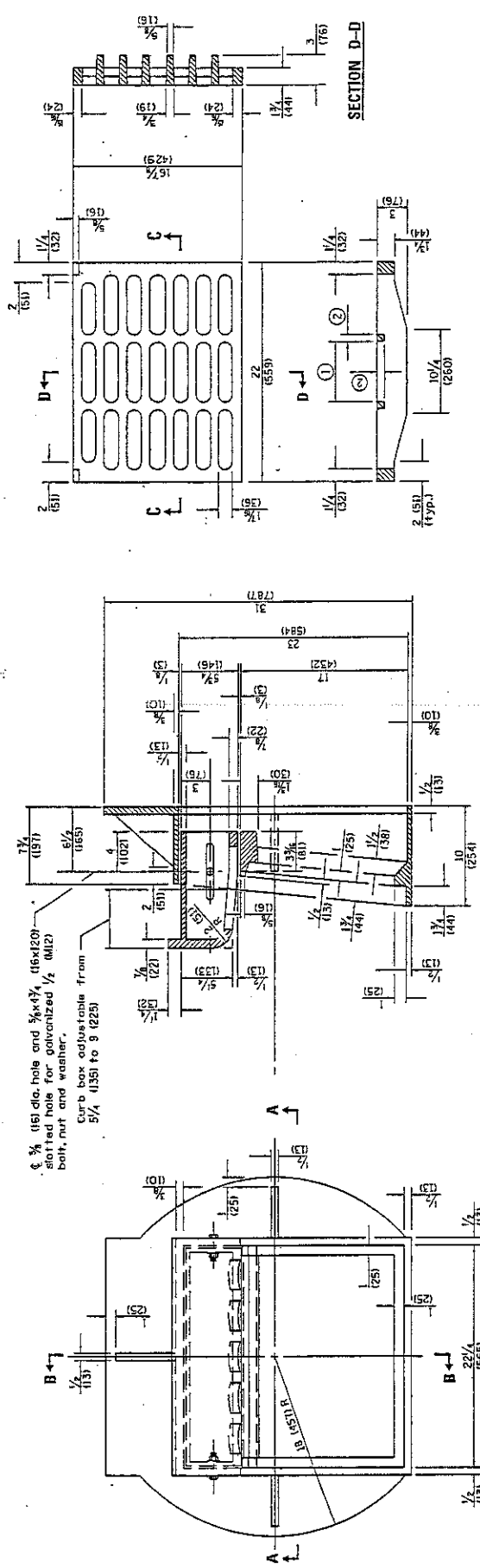
All dimensions are in inches (millimeters) unless otherwise shown.

Illinois Department of Transportation	
PASSED	2013
APPROVED	2013
ENGINEER OF POLICY AND PROCEDURES	
ENGINEER OF DESIGN AND ENVIRONMENT	

DATE	REVISIONS
1-1-12	Widened crosswalk to 6' (1.83 m) min. Inside dimension.
1-1-12	Revised General Notes.
1-1-12	New standard.

MEDIAN PEDESTRIAN CROSSINGS

STANDARD 424031-01



SECTION C-C
 ① = 6 (152) typ.
 ② = 3 (76) typ.

SECTION B-B

SECTION E-E

ALTERNATE CURB BOX

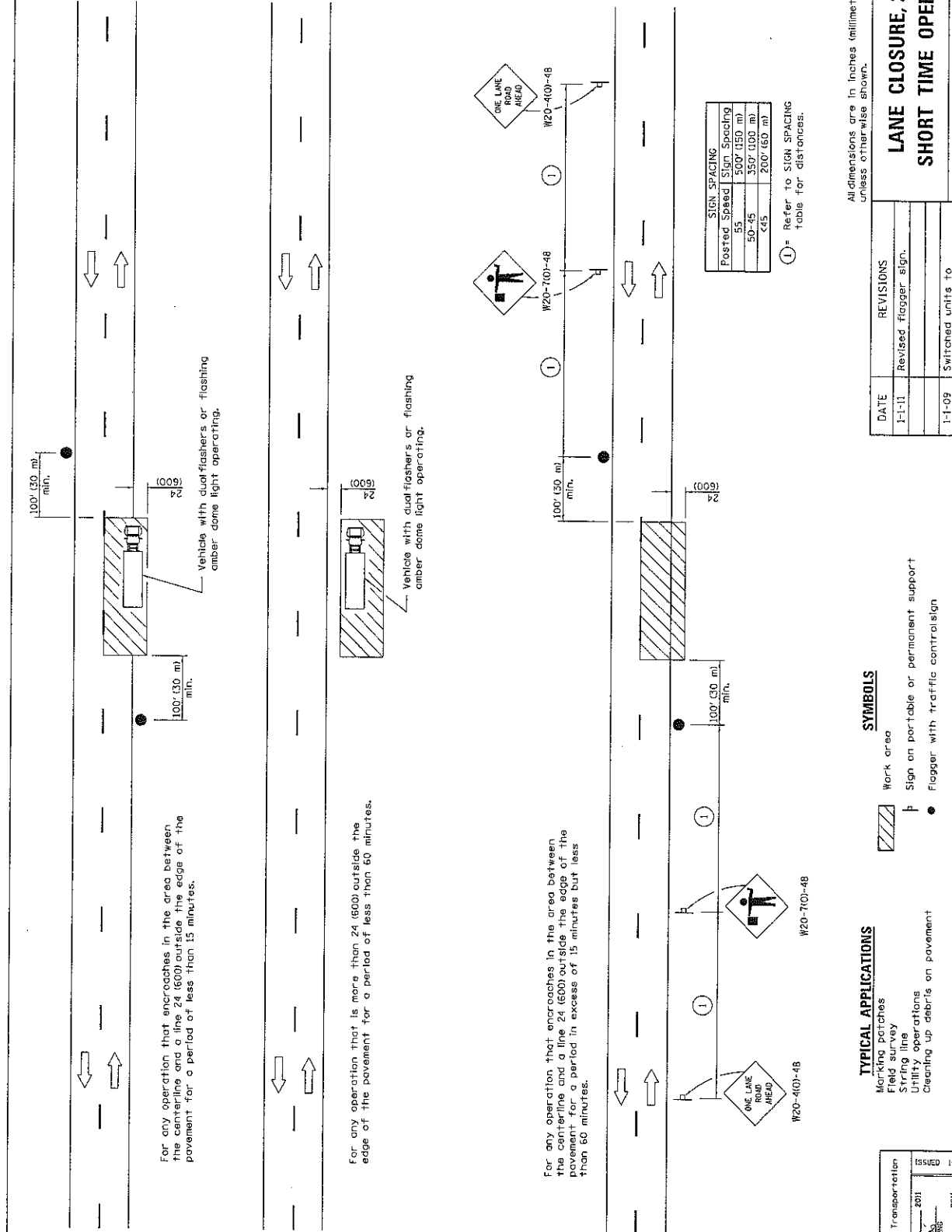
SECTION A-A

All dimensions are in inches (millimeters) unless otherwise shown.

ISSUED	1-1-91
APPROVED	6/26/04
ENGINEER OF DESIGN AND ENVIRONMENT	
APPROVED	6/26/04
ENGINEER OF POLICY AND PROCEDURES	
ISSUED	1-1-09
APPROVED	1-1-09
ENGINEER OF DESIGN AND ENVIRONMENT	

DATE	REVISIONS
1-1-09	Switched units to English metric.
1-1-08	Added alternate curb box.

FRAME AND GRATE
TYPE 3
 STANDARD 604006-04



All dimensions are in inches (millimeters) unless otherwise shown.

LANE CLOSURE, 2L, 2W, SHORT TIME OPERATIONS

STANDARD 701301-04

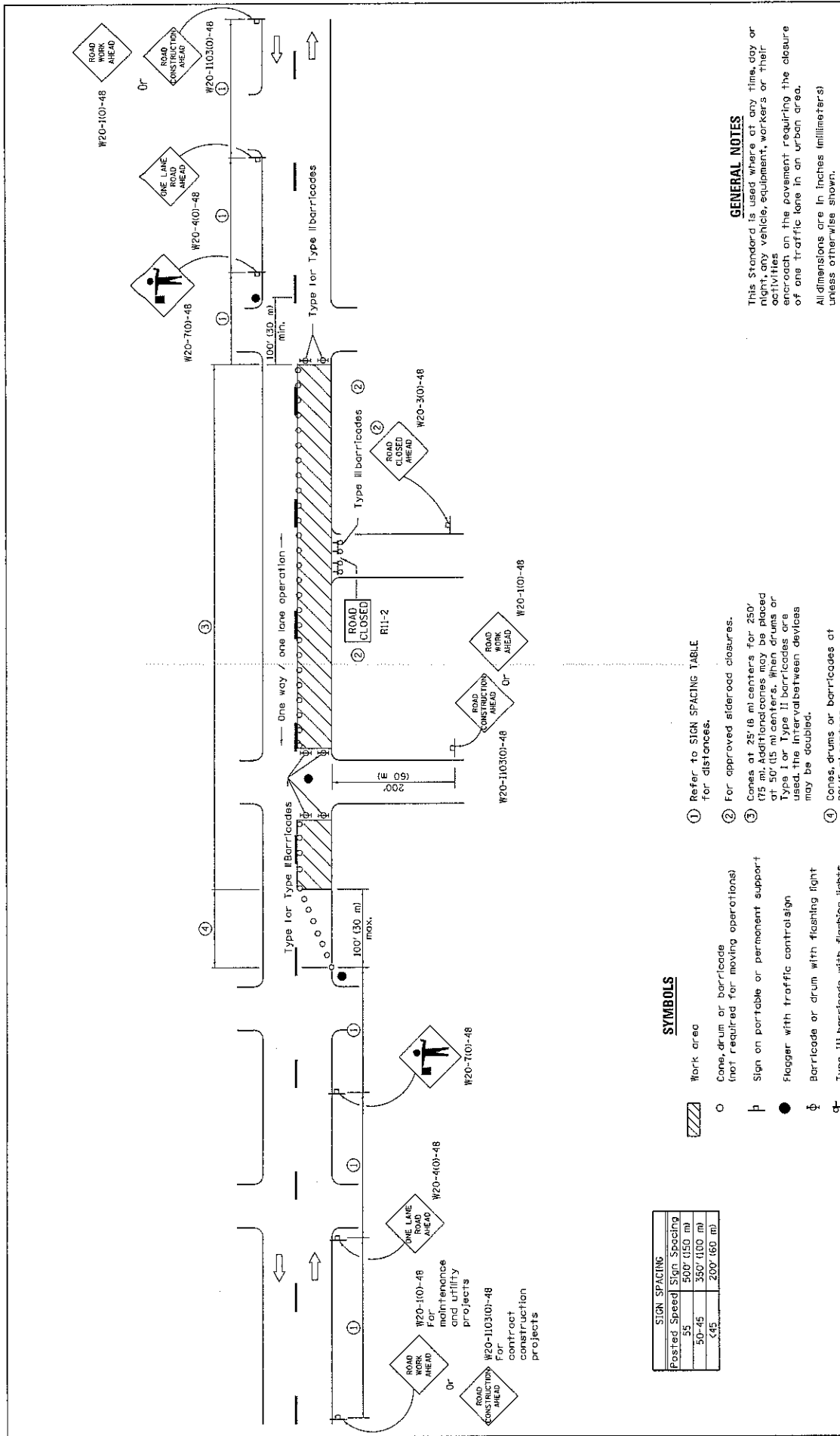
DATE	REVISIONS
1-1-11	Revised flagger sign.
1-1-09	Switched units to English (metric).

Illinois Department of Transportation

APPROVED: *[Signature]* 2011
 ENGINEER OF SAFETY ENGINEERING

ISSUED: 1-1-97

APPROVED: *[Signature]* 2011
 ENGINEER OF DESIGN AND ENVIRONMENT



SIGN SPACING	
Posted Speed	Sign Spacing
55	500' (150 m)
50-45	350' (100 m)
<45	200' (60 m)

SYMBOLS

- Work area
- Cone, drum or barricade (not required for moving operations)
- Sign on portable or permanent support
- Flagger with traffic control sign
- Barricade or drum with flashing light
- Type III barricade with flashing lights

- ① Refer to SIGN SPACING TABLE for distances.
- ② For approved sideroad closures.
- ③ Cones at 25' (8 m) centers for 250' (75 m). Additional cones may be placed at 50' (15 m) centers. When drums or Type I or Type II barricades are used, the interval between devices may be doubled.
- ④ Cones, drums or barricades at 20' (6 m) centers.

GENERAL NOTES
 This Standard is used where at any time, day or night, any vehicle, equipment, workers or their activities encroach on the pavement requiring the closure of one traffic lane in an urban area.
 All dimensions are in inches (millimeters) unless otherwise shown.

REVOLUTIONS	
DATE	REVISIONS
1-1-11	Revised flagger sign.
1-1-09	Switched units to English (metric).
	Corrected sign No.'s.

**URBAN LANE CLOSURE,
 2L, 2W, UNDIVIDED**

STANDARD 701501-06

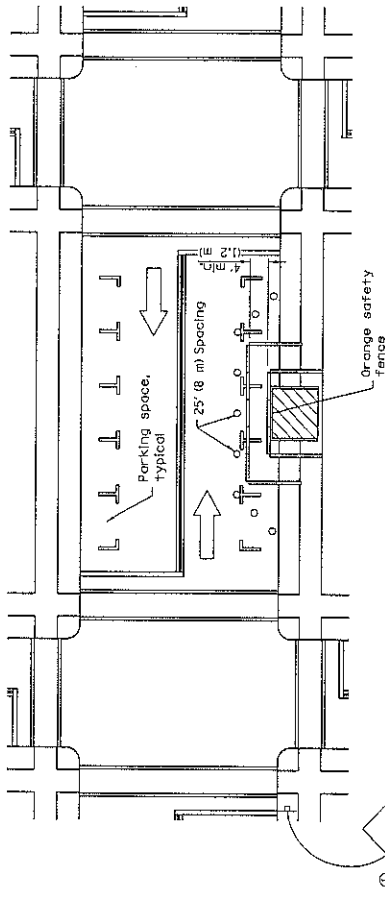
Illinois Department of Transportation

APPROVED: *[Signature]* January 2011
 ENGINEER OF SAFETY ENGINEERING

ISSUED: 1-1-97

APPROVED: *[Signature]* January 1, 2011
 ENGINEER OF DESIGN AND ENVIRONMENT

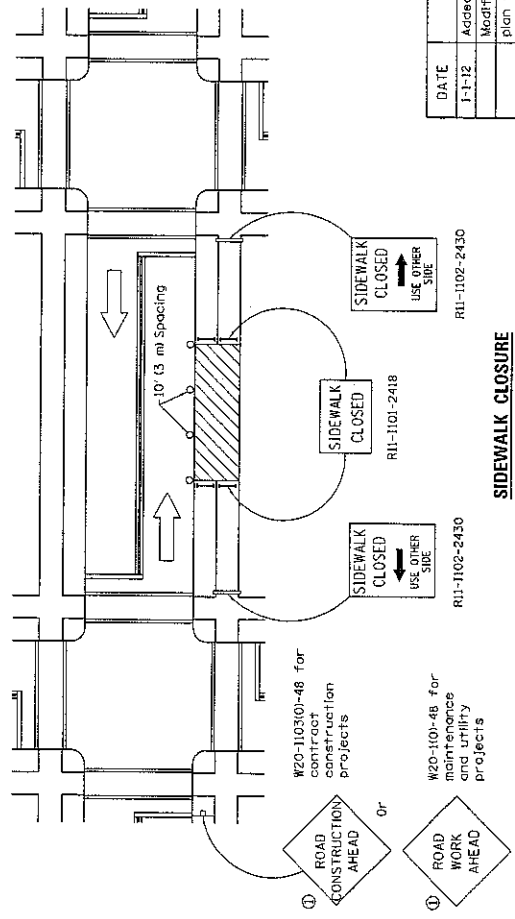
① Omit whenever duplicated by road work traffic control.



① ROAD CONSTRUCTION AHEAD
W20-1103101-48 for contract construction projects

or
① ROAD WORK AHEAD
W20-1101-48 for maintenance and utility projects

SIDEWALK DIVERSION



① ROAD CONSTRUCTION AHEAD
W20-1103101-48 for contract construction projects

or
① ROAD WORK AHEAD
W20-1101-48 for maintenance and utility projects

SIDEWALK CLOSURE

SYMBOLS

- Work area
- Sign on portable or permanent support
- Barricade or drum
- Cone, drum or barricade
- Type III barricade
- Detectable pedestrian channelizing barricade

GENERAL NOTES

This Standard is used where, at any time, pedestrian traffic must be recruited due to work being performed.

This Standard must be used in conjunction with other Traffic Control & Protection Standards when roadway traffic is affected.

Temporary facilities shall be detectable and accessible.

The temporary pedestrian facilities shall be provided on the same side of the closed facilities whenever possible.

The SIDEWALK CLOSED / USE OTHER SIDE sign shall be placed at the nearest crosswalk or intersection beyond the end of the closure. Where the closure occurs at the corner, the sign shall be placed on the corner's across the street from the closure. The SIDEWALK CLOSED signs shall be used at the ends of the actual closures.

Type III barricades and RII-2-4830 signs shall be positioned as shown in "ROAD CLOSED TO ALL TRAFFIC" detail Standard 701801.

All dimensions are in inches (millimeters) unless otherwise shown.

DATE	REVISIONS
1-1-12	Added SIDEWALK DIVERSION.
	Modified appearance of plan views. Renamed STD.
1-1-09	Switched units to English (metric).
	702001 to 701801.

SIDEWALK, CORNER OR CROSSWALK CLOSURE

STANDARD 701801-05

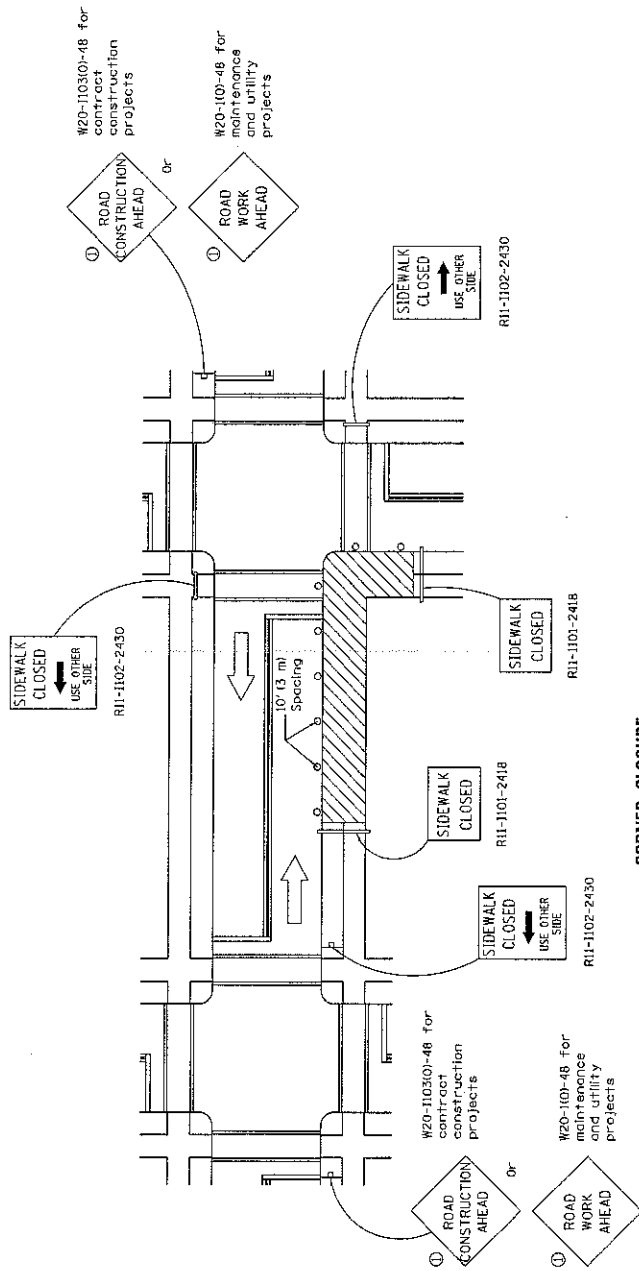
(Sheet 1 of 2)

Illinois Department of Transportation

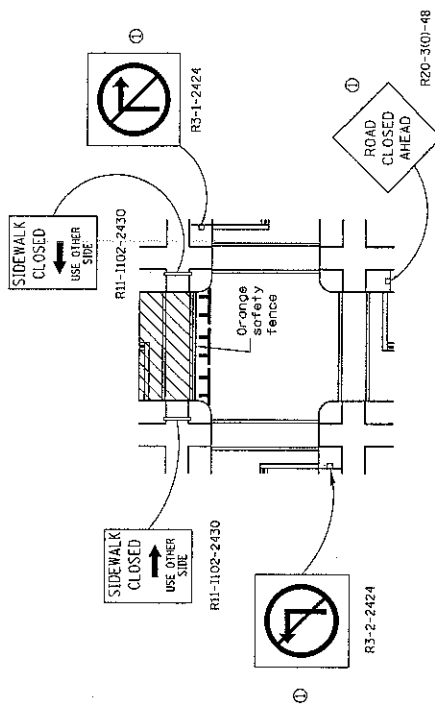
APPROVED: *[Signature]* January 11, 2012
 ENGINEER OF SAFETY DESIGN

APPROVED: *[Signature]* January 11, 2012
 ENGINEER OF DESIGN AND ENVIRONMENT

ISSUED: 1-1-97



CORNER CLOSURE



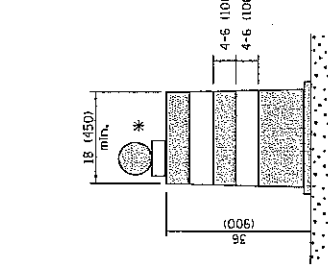
CROSSWALK CLOSURE

SIDEWALK, CORNER OR CROSSWALK CLOSURE

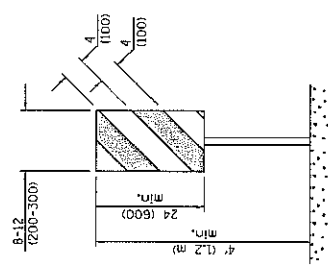
(Sheet 2 of 2)

STANDARD 701801-05

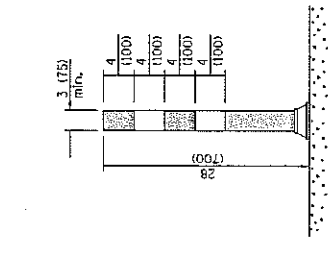
<p>Illinois Department of Transportation</p>	<p>APPROVED</p> <p>2012</p>	<p>ISSUED 1-1-97</p>
	<p>ENGINEER OF SAFETY ENGINEERING</p>	
	<p>APPROVED</p> <p>2012</p>	
	<p>ENGINEER OF TRAFFIC AND SURVEILLANCE</p>	



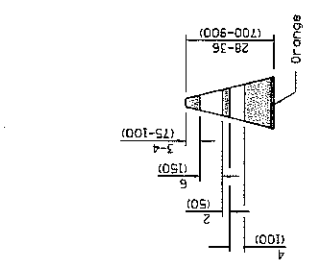
CONE



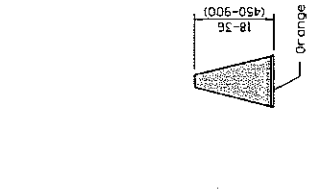
REFLECTORIZED CONE



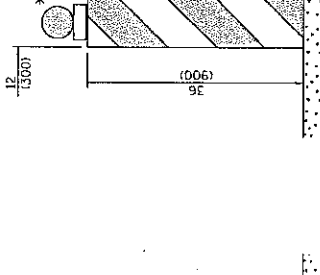
FLEXIBLE DELINEATOR



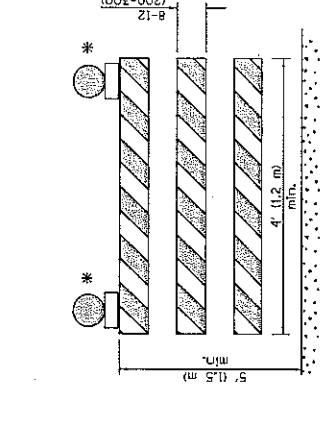
**VERTICAL PANEL
POST MOUNTED**



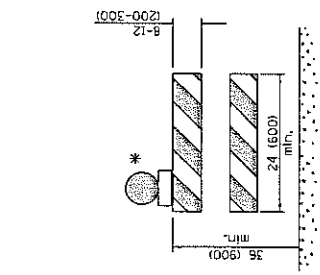
DRUM



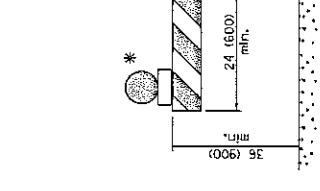
TYPE I BARRICADE



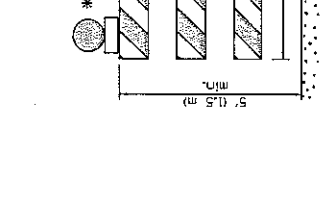
TYPE II BARRICADE



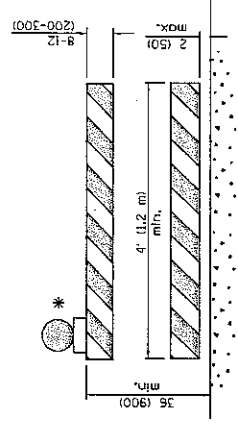
TYPE III BARRICADE



**DIRECTION INDICATOR
BARRICADE**



VERTICAL BARRICADE



**DETECTABLE PEDESTRIAN
CHANNELIZING BARRICADE**

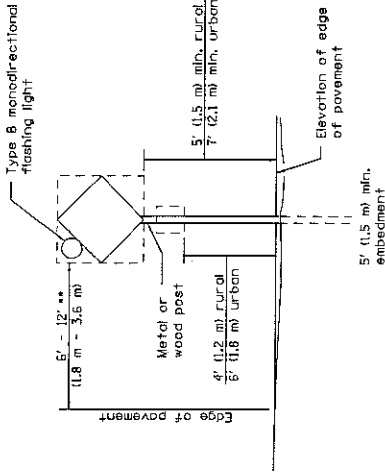
* Warning lights (if required)

GENERAL NOTES
All heights shown shall be measured above the pavement surface.
All dimensions are in inches (millimeters) unless otherwise shown.

DATE	REVISIONS
1-1-14	Modified flagger sign height.
1-1-14	Added highway construction speed zone signs.
1-1-12	Added DETECTABLE PEDESTRIAN CHANNELIZING BARRICADE.

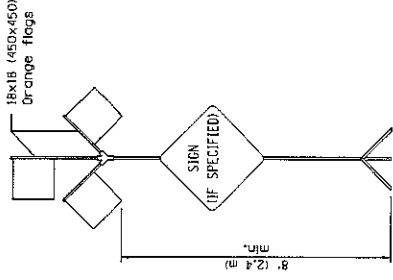
**TRAFFIC CONTROL
DEVICES**
(Sheet 1 of 3)
STANDARD 701901-03

Illinois Department of Transportation
APPROVED: [Signature] January 1, 2014
ENGINEER OF OPERATIONS
APPROVED: [Signature] January 1, 2014
ENGINEER OF DESIGN AND ENVIRONMENT
ISSUED 6-1-1-97



POST MOUNTED SIGNS

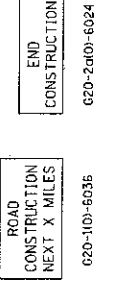
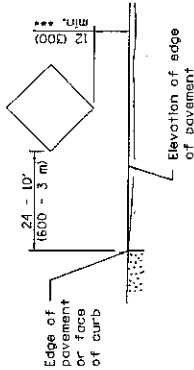
** When curb or paved shoulder are present this dimension shall be 24 (600) to the face of curb or 5' (1.8 m) to the outside edge of the paved shoulder.



HIGH LEVEL WARNING DEVICE

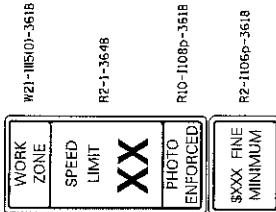
SIGNS ON TEMPORARY SUPPORTS

*** When work operations exceed four days, the height shall be 5' (1.5 m) min. If located behind other devices, the height shall be sufficient to be seen completely above the devices.



020-101-6036
020-2a101-6024
This signing is required for all projects 2 miles (3200 m) or more in length.
ROAD CONSTRUCTION NEXT X MILES sign shall be placed 500' (150 m) in advance of project limits.
END CONSTRUCTION sign shall be erected at the end of the job unless another job is within 2 miles (3200 m).
Dual sign displays shall be utilized on multi-lane highways.

WORK LIMIT SIGNING

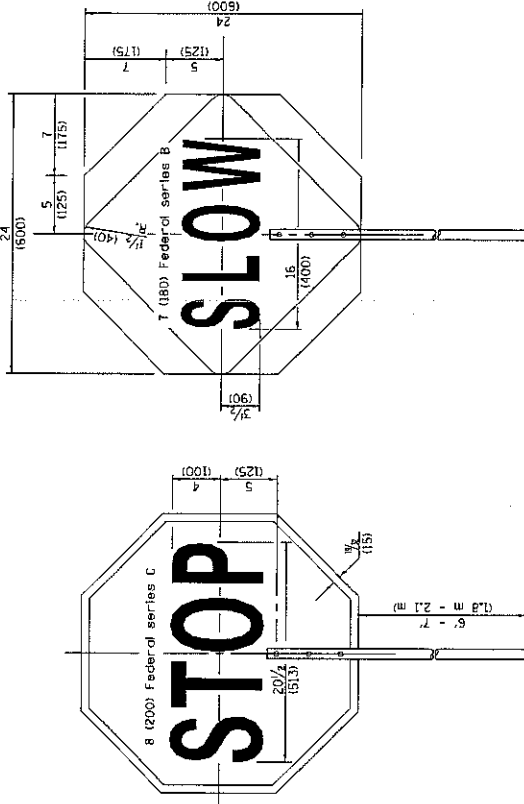


Sign assembly as shown on Standards or as allowed by District Operations.



This sign shall be used when the above sign assembly is used.

HIGHWAY CONSTRUCTION SPEED ZONE SIGNS



FLAGGER TRAFFIC CONTROL SIGN

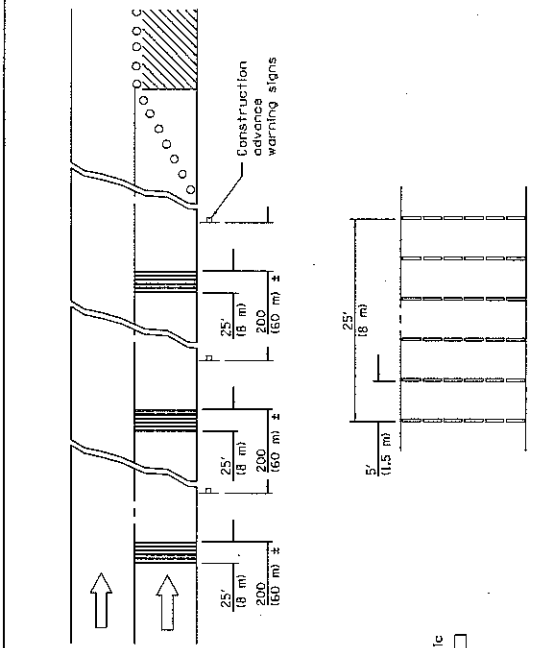
FRONT SIDE

REVERSE SIDE

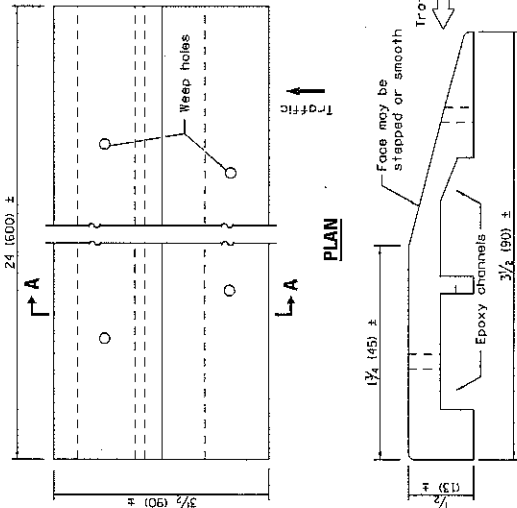
Illinois Department of Transportation
 APPROVED: [Signature] JUNE 11, 2014
 PROJECT OPERATIONS
 APPROVED: [Signature] JUNE 11, 2014
 ENGINEER OF DESIGN AND ENVIRONMENT

TRAFFIC CONTROL DEVICES

STANDARD 701901-03
 (Sheet 2 of 3)

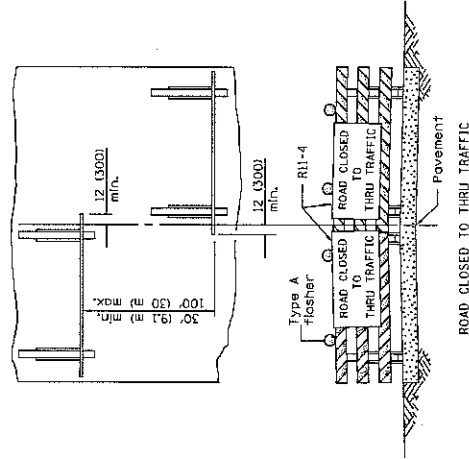


TYPICAL INSTALLATION



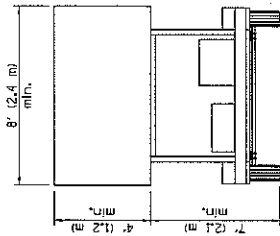
TEMPORARY RUMBLE STRIPS

SECTION A-A

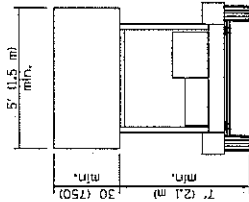


ROAD CLOSED TO THRU TRAFFIC

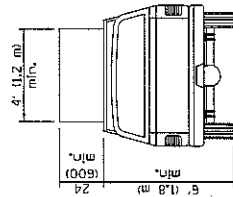
ReflectORIZED striping shall appear on both sides of the barricades. If a Type III barricade with an attached sign panel which meets NCHRP 350 is not available, the signs may be mounted on NCHRP 350 temporary sign supports directly in front of the barricade.



TYPE C
TRAILER
MOUNTED

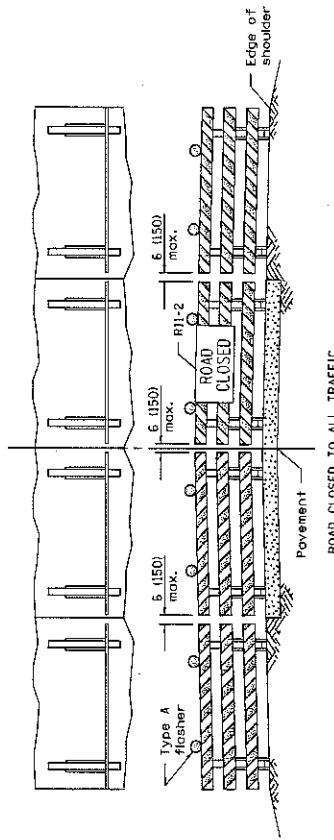


TYPE B
ROOF OR TRAILER
MOUNTED



TYPE A
ROOF
MOUNTED

ARROW BOARDS



ROAD CLOSED TO ALL TRAFFIC

ReflectORIZED striping may be omitted on the back side of the barricades. If a Type III barricade with an attached sign panel which meets NCHRP 350 is not available, the sign may be mounted on an NCHRP 350 temporary sign support directly in front of the barricade.

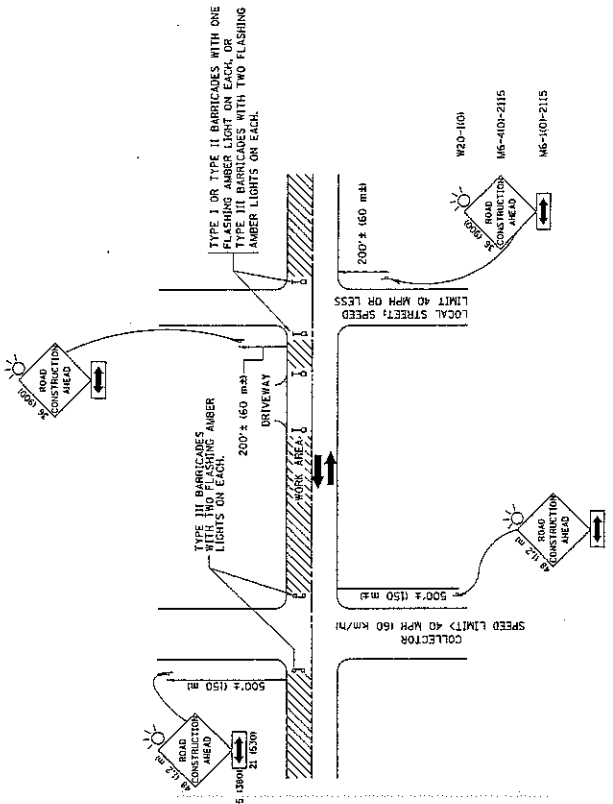
TYPICAL APPLICATIONS OF
TYPE III BARRICADES CLOSING A ROAD

Illinois Department of Transportation	ISSUED 1-1-97
APPROVED: [Signature] January 1, 2014	
ENGINEER OF OPERATIONS	
APPROVED: [Signature] January 1, 2014	
ENGINEER OF DESIGN AND ENVIRONMENT	

TRAFFIC CONTROL
DEVICES

(Sheet 3 of 3)

STANDARD 701801-03



TRAFFIC CONTROL AND PROTECTION FOR SIDE ROADS, INTERSECTIONS, AND DRIVEWAYS

NOTES:

1. SIDE ROAD WITH A SPEED LIMIT OF 40 MPH (60 km/h) OR LESS AS SHOWN ON THE DRAWING AND AS DIRECTED BY THE ENGINEER.
 - a. ONE ROAD CONSTRUCTION AHEAD SIGN 36 x 36 (900x900) WITH A FLASHER AND FLAG MOUNTED ON IT APPROXIMATELY 200' (60 m) IN ADVANCE OF THE MAIN ROUTE.
 - b. THE CLOSED PORTION OF THE MAIN ROUTE SHALL BE PROTECTED BY BLOCKING WITH TYPE I, TYPE II OR TYPE III BARRICADES, 1/3 OF THE CROSS SECTION OF THE CLOSED PORTION.
 2. SIDE ROAD WITH A SPEED LIMIT GREATER THAN 40 MPH (60 km/h) AS SHOWN ON THE DRAWING AND AS DIRECTED BY THE ENGINEER.
 - a. ONE ROAD CONSTRUCTION AHEAD SIGN 48 x 48 (12 x 12 m) WITH A FLASHER MOUNTED ON IT APPROXIMATELY 500' (150 m) IN ADVANCE OF THE MAIN ROUTE.
 - b. THE CLOSED PORTION OF THE MAIN ROUTE SHALL BE PROTECTED BY BLOCKING WITH TYPE III BARRICADES, 1/2 OF THE CROSS SECTION OF THE CLOSED PORTION.
 3. WHEN THE SIDE ROAD LIES BETWEEN THE BEGINNING OF THE MAINLINE SIGNING AND THE WORK ZONE, A SINGLE HEADED ARROW (M6-11) SHALL BE USED IN LIEU OF THE DOUBLE HEADED ARROW (M6-4).
- A. FOR A LANE RESTRICTION ON THE SIDE ROAD OR DRIVEWAYS.
 - 1. USE APPLICABLE PORTIONS OF THE TYPICAL APPLICATION OF TRAFFIC CONTROL DEVICES (STD. T080L STD. T080R) ON THE APPROPRIATE STANDARD. THE PORTIONS OF THE TYPICAL APPLICATION OF TRAFFIC CONTROL DEVICES SHALL BE COVERED OR REMOVED WHEN NO LONGER CONSISTENT WITH THE SIDE ROAD LANE CLOSURE.
 - B. ADVANCE WARNING SIGNS ARE TO BE OMITTED ON DRIVEWAY UNLESS OTHERWISE NOTED.
 - C. THE TRAFFIC CONTROL AND PROTECTION FOR SIDE ROADS, INTERSECTIONS AND DRIVEWAYS SHALL BE INCIDENTAL TO THE COST OF SPECIFIED TRAFFIC CONTROL STANDARDS OR ITEMS.

All dimensions are in millimeters (shown) unless otherwise shown.

FILE NAME W:\11111111\11111111.dwg	DESIGNED LMA	REVISIONS	DATE	SCALE	SHEET NO. 1 OF 1 SHEETS	TRAFFIC CONTROL AND PROTECTION FOR SIDE ROADS, INTERSECTIONS AND DRIVEWAYS	TOTAL SHEETS 1
USER NAME W:\11111111\11111111	DRAWN LMA	REVISIONS 1. J. OSERLE 10-18-95 2. A. HENSEN 03-05-96 3. A. HENSEN 10-15-96 4. T. BUNAMICHER 01-08-00	DATE 04-99	SCALE AS SHOWN	SHEET NO. 1 OF 1 SHEETS	TRAFFIC CONTROL AND PROTECTION FOR SIDE ROADS, INTERSECTIONS AND DRIVEWAYS	TOTAL SHEETS 1
PROJECT 11111111	CHECKED LMA	REVISIONS	DATE	SCALE	SHEET NO. 1 OF 1 SHEETS	TRAFFIC CONTROL AND PROTECTION FOR SIDE ROADS, INTERSECTIONS AND DRIVEWAYS	TOTAL SHEETS 1
PROJECT 11111111	CHECKED LMA	REVISIONS	DATE	SCALE	SHEET NO. 1 OF 1 SHEETS	TRAFFIC CONTROL AND PROTECTION FOR SIDE ROADS, INTERSECTIONS AND DRIVEWAYS	TOTAL SHEETS 1

2014 RESURFACING (B)
SCHEDULE OF QUANTITIES

STREET	FROM	TO	LENGTH (FT)	WIDTH (FT)	TOT. IMP. AREA (SY)	HMA SURF. CSE. MIX D (TON)	MIN. THICKNESS (IN)	LEVEL BIND (TON)	AVG. THICKNESS (IN)
72ND ST	WEBSTER ST	LYMAN AVE	655	28	2089	175	1.50	88	0.75
73RD ST	OLD MAIN ST	BAYBURY RD	815	21	2046	172	1.50	86	0.75
ANDRUS AVE	DUNHAM RD	BARRETT ST	740	28	2363	198	1.50	99	0.75
APPLEGATE AVE	OLD MAIN ST	WEBSTER ST	446	28	1470	123	1.50	62	0.75
BARRETT ST	71ST ST	ANDRUS AVE	480	28	1731	145	1.50	73	0.75
BLACKBURN AVE	VALLEYVIEW DR	CLAREMONT DR	267	28	2387	201	1.50	100	0.75
BLACKBURN CT	CUL DE SAC	BLACKBURN AVE	229	28	1104	93	1.50	46	0.75
BRYAN PL	LINCOLN ST	GRANT ST	635	21.5	1733	146	1.50	73	0.75
CLAREMONT CT	CLAREMONT	CUL DE SAC	196	28	1024	86	1.50	43	0.75
GRACE CT	CUL DE SAC	BARRETT ST	170	28	770	65	1.50	32	0.75
GRAND AVE / CT	CLAREMONT AVE	BLACKBURN AVE	1526	28.5	5325	447	1.50	224	0.75
GRANT ST	MAIN ST	WASHINGTON ST	896	24	2525	212	1.50	177	1.25
HIGHLAND AVE	CHICAGO AVE	GRANT ST	1390	24	3932	330	1.50	275	1.25
LAMB CT	CUL DE SAC	ANDRUS AVE	115	28	619	52	1.50	26	0.75
LYMAN AVE	OLD ORCHARD AVE	72ND ST	613	28.5	1959	165	1.50	82	0.75
OLD ORCHARD AVE	WEBSTER ST	LYMAN AVE	638	28	2587	217	1.50	109	0.75
ORCHARD PL	CUL DE SAC	OLD ORCHARD AVE	374	28	1414	119	1.50	59	0.75
OSAGE AVE	VALLEYVIEW DR	BLACKBURN AVE	1584	28	5470	459	1.50	230	0.75
RIDGEVIEW ST	GRAND AVE	OSAGE AVE	574	28	1861	156	1.50	78	0.75
ROB ROY PL	CUL DE SAC	WEBSTER ST	343	28	1446	121	1.50	61	0.75
ROE CT	CUL DE SAC	BLACKBURN AVE	234	28	1159	97	1.50	49	0.75
VALLEYVIEW DR	BLACKBURN AVE	OSAGE AVE	915	28	2887	243	1.50	121	0.75
WEBSTER ST	75TH ST	72ND ST	2053	20-28	5748	483	1.50	241	0.75
			15888		53649	4505		2434	
			3.01						

SCHEDULE OF QUANTITIES

2014 RESURFACING (B)
SCHEDULE OF QUANTITIES

STREET	BIT. PRIME (GAL)	AGG. PRIME (TON)	CL D, Ty 4 4" (SY)	CL D, Special 4" (SY)	CL D, Ty 4 6" (SY)	CL D, Special 6" (SY)	PAVE REM & HMA REPL 8" (SY)	PAVE REM & PCC REPL 8" (SY)	PGE SPECIAL (CY)	HAUL SPECIAL WASTE (LOAD)
72ND ST	313	4	400	25						
73RD ST	307	4	513	60						
ANDRUS AVE	354	5	654					10		1
APPLGATE AVE	221	3	300	35						
BARRETT ST	260	3	275							
BLACKBURN AVE	358	5	178	65						
BLACKBURN CT	166	2	270							
BRYAN PL	260	3	700					25		1
CLAREMONT CT	154	2	133							
GRACE CT	116	2	220	15						
GRAND AVE / CT	799	11	410		100					
GRANT ST	379	5					349		25	2
HIGHLAND AVE	590	8					170		30	2
LAMB CT	93	1	230							
LYMAN AVE	294	4	405		50					
OLD ORCHARD AVE	388	5	661	95						
ORCHARD PL	212	3	120							
OSAGE AVE	821	11	1267							
RIDGEVIEW ST	279	4	260	45						
ROB ROY PL	217	3	125							
ROE CT	174	2	236	35						
VALLEYVIEW DR	433	6	550	100		50				
WEBSTER ST	862	11	1588	75	200				30	1
	8050	107	9495	550	250	150	349	170	120	7

SCHEDULE OF QUANTITIES

2014 RESURFACING (B)
SCHEDULE OF QUANTITIES

STREET	CURB REM. (LF)	C & G TY M-3.12 (LF)	C & G TY M-4.12 (LF)	C & G TY B-6.12 (LF)	C & G TY B-4.18 REINFORCE(LF)	C & G TY B-6.18 (LF)	M.H. ADJ. (EA)	M.H. ADJ. SPECIAL (EA)
72ND ST	323			323				
73RD ST								
ANDRUS AVE	693			681		12	2	1
APPEGATE AVE	545			530		15		
BARRETT ST	415			403		12	4	
BLACKBURN AVE	207	124	83				3	
BLACKBURN CT	217	217					1	
BRYAN PL								2
CLAREMONT CT	245		245					
GRACE CT	247			247				
GRAND AVE / CT	985	400	570			15		1
GRANT ST	470			60		410	9	3
HIGHLAND AVE	2697			2632	65			10
LAMB CT	112			112				
LYMAN AVE	478			463		15		
OLD ORCHARD AVE	603			603				
ORCHARD PL	350			350			1	
OSAGE AVE	1494		1446			48	6	
RIDGEVIEW ST	340	310				30		
ROB ROY PL	295			295				
ROE CT	297	297					3	
VALLEYVIEW DR	953		938			15		
WEBSTER ST	620			620			2	
	12586	1348	3282	4687	2632	65	31	17

SCHEDULE OF QUANTITIES

2014 RESURFACING (B)
SCHEDULE OF QUANTITIES

STREET	M.H. ADJ. W/ NEW TY 1 FR. (EA)	M.H. RECON (EA)	IN. ADJ. (EA)	IN. ADJ. IN. ADJ W/ NEW TY 3 SP FR. (EA)	INLET RECON SALV. FR. (EA)	NEW 2' IN. W/ SALVAGE (EA)	NEW 2' IN. W/ TY 3 SPEC (EA)	INLET FILTERS (EA)	INLET FILTERS CLEANING (EA)
72ND ST			5						
73RD ST									
ANDRUS AVE			1	1					
APPEGATE AVE				2				1	1
BARRETT ST			1	1					
BLACKBURN AVE			2						
BLACKBURN CT									
BRYAN PL									
CLAREMONT CT			1						
GRACE CT			1						
GRAND AVE / CT			9		1		1	1	1
GRANT ST			3	2					
HIGHLAND AVE	1	1	4	1		1			
LAMB CT			1						
LYMAN AVE			5	1				1	1
OLD ORCHARD AVE			2						
ORCHARD PL			3						
OSAGE AVE			2	4					
RIDGEVIEW ST				2					
ROB ROY PL			3						
ROE CT			3					1	1
VALLEYVIEW DR			2	1				1	1
WEBSTER ST			5						
	1	1	53	15	1	1	1	5	5

SCHEDULE OF QUANTITIES

2014 RESURFACING (B)
SCHEDULE OF QUANTITIES

STREET	HMA SURF.REM. 1.75" (SY)	HMA SURF.REM. 2" (SY)	HMA SURF.REM. 2.5" (SY)	HMA SURF.REM. VARI 2"-4" (SY)	PCC SURF.REM. 1.75" (SY)	CR. JT. & FLAN (TON)	SIDEWALK REMOVE (SF)	SIDEWALK 5" (SF)	SIDEWALK 6" (SF)
72ND ST		2089					835	610	100
73RD ST	2046						110		
ANDRUS AVE		2363					1440	1390	50
APPLGATE AVE		1470					1495	1335	
BARRETT ST		1731					1490	1365	100
BLACKBURN AVE			2387				1975	1800	175
BLACKBURN CT		1104					500	425	
BRYAN PL	1133		600						
CLAREMONT CT		1024					460	400	
GRACE CT		770					125	50	75
GRAND AVE / CT		5926					3775	3120	400
GRANT ST				2525		8	797	722	75
HIGHLAND AVE				863		9	6511	5126	1250
LAMB CT		619					75	25	50
LYMAN AVE		1959					860	625	175
OLD ORCHARD AVE		2587					1625	1275	290
ORCHARD PL		1414							
OSAGE AVE		5470					3555	2990	460
RIDGEVIEW ST		1861					450	300	150
ROB ROY PL		1446					550	525	25
ROE CT		1159					1050	800	175
VALLEYVIEW DR		884	2003				1485	975	510
WEBSTER ST	2447	3103		198			1610	1300	100
	5626	36378	4990	3586	171	17	30773.0	25158.0	4160.0

SCHEDULE OF QUANTITIES

2014 RESURFACING (B)
SCHEDULE OF QUANTITIES

STREET	DETECTABLE WARNINGS (SF)	DÉCOR PAVER DRIVE (SY)	AGG. SHOULD (TON)	PKWY REST (SY)	TEMP HMA RAMP (SY)	ROOT PRUNE (EA)	HMA DRIVE REMOVE (SY)	HMA DRIVE 3" (SY)	PCC DRIVE REMOVE (SY)	PCC DRIVE 6" (SY)
72ND ST	20	1		216			65	65		
73RD ST			50	25						
ANDRUS AVE	70			432					67	67
APPLGATE AVE	70			360			36	36		
BARRETT ST	80			344					83	83
BLACKBURN AVE	70			265					76	76
BLACKBURN CT	20			148						
BRYAN PL			39							
CLAREMONT CT	30			158						
GRACE CT				110					74	74
GRAND AVE / CT	130			793					129	129
GRANT ST	50			298	5		42	42		
HIGHLAND AVE	400	14		1756	10		388	388	361	331
LAMB CT				51					21	21
LYMAN AVE	20			275					72	72
OLD ORCHARD AVE	40	2		400		1	73	73	62	62
ORCHARD PL				130			38	38		
OSAGE AVE	110			992		1			210	210
RIDGEVIEW ST				182					62	62
ROB ROY PL	20			178			98	98		
ROE CT	30			208					68	68
VALLEYVIEW DR				594					204	204
WEBSTER ST	80		76	437		1			105	105
	1240.0	17.0	165	8352	15	3	773	773	1594	1564

SCHEDULE OF QUANTITIES

2014 RESURFACING (B)
SCHEDULE OF QUANTITIES

STREET	PCC DRIVE 8" (SY)	WH. PAVT. MARK. LINE 6" (LF)	WH. PAVT. MARK. LINE 24" (LF)
72ND ST			
73RD ST			13
ANDRUS AVE		66	14
APPEGATE AVE			14
BARRETT ST		70	14
BLACKBURN AVE			14
BLACKBURN CT			
BRYAN PL			12
CLAREMONT CT			
GRACE CT			
GRAND AVE / CT			
GRANT ST			13
HIGHLAND AVE	8		120
LAMB CT			
LYMAN AVE			
OLD ORCHARD AVE			
ORCHARD PL			
OSAGE AVE			
RIDGEVIEW ST			
ROB ROY PL			
ROE CT			
VALLEYVIEW DR			
WEBSTER ST		42	36
	8	178	250

SCHEDULE OF QUANTITIES

RETURN WITH BID

PROPOSAL

County DuPage
Local Public Agency Downers Grove
Section Number 14-00000-01-GM
Route Various

1. Proposal of Central Blacktop Co., Inc.

for the improvement of the above section by the construction of Pavement removal and replacement, level binder, hot-mix asphalt surface course, curb and gutter removal and replacement and all related work

a total distance of 15888.00 feet, of which a distance of 15888.00 feet, (3.010 miles) are to be improved.

2. The plans for the proposed work are those prepared by Village of Downers Grove and approved by the Department of Transportation on

3. The specifications referred to herein are those prepared by the Department of Transportation and designated as "Standard Specifications for Road and Bridge Construction" and the "Supplemental Specifications and Recurring Special Provisions" thereto, adopted and in effect on the date of invitation for bids.

4. The undersigned agrees to accept, as part of the contract, the applicable Special Provisions indicated on the "Check Sheet for Recurring Special Provisions" contained in this proposal.

5. The undersigned agrees to complete the work within working days or by 11/14/2014 unless additional time is granted in accordance with the specifications.

6. A proposal guaranty in the proper amount, as specified in BLRS Special Provision for Bidding Requirements and Conditions for Contract Proposals, will be required. Bid Bonds will be allowed as a proposal guaranty. Accompanying this proposal is either a bid bond if allowed, on Department form BLR 12230 or a proposal guaranty check, complying with the specifications, made payable to:

Village of Downers Grove Treasurer of

The amount of the check is Bid Bond (5%).

7. In the event that one proposal guaranty check is intended to cover two or more proposals, the amount must be equal to the sum of the proposal guaranties, which would be required for each individual proposal. If the proposal guaranty check is placed in another proposal, it will be found in the proposal for: Section Number

8. The successful bidder at the time of execution of the contract will be required to deposit a contract bond for the full amount of the award. When a contract bond is not required, the proposal guaranty check will be held in lieu thereof. If this proposal is accepted and the undersigned fails to execute a contract and contract bond as required, it is hereby agreed that the Bid Bond or check shall be forfeited to the Awarding Authority.

9. Each pay item should have a unit price and a total price. If no total price is shown or if there is a discrepancy between the product of the unit price multiplied by the quantity, the unit price shall govern. If a unit price is omitted, the total price will be divided by the quantity in order to establish a unit price.

10. A bid will be declared unacceptable if neither a unit price nor a total price is shown.

11. The undersigned submits herewith the schedule of prices on BLR 12200a covering the work to be performed under this contract.

12. The undersigned further agrees that if awarded the contract for the sections contained in the combinations on BLR 12200a, the work shall be in accordance with the requirements of each individual proposal for the multiple bid specified in the Schedule for Multiple Bids below.



**Illinois Department
of Transportation**

SCHEDULE OF PRICES

County DuPage
 Local Public Agency Village of Downers Grove
 Section 14-00000-01-GM
 Route Various

Schedule for Multiple Bids

Combination Letter	Sections Included in Combinations	Total

Schedule for Single Bid

(For complete information covering these items, see plans and specifications)

Bidder's Proposal for making Entire Improvements \$1,812,412.80

Item No.	Items	Unit	Quantity	Unit Price	Total
1	Hot-Mix Asphalt Surface Course, Mix D, N50	Ton	4505	78.00	351,390.00
2	Leveling Binder (Machine Method), N50	Ton	2434	85.00	206,890.00
3	Bituminous Materials (Prime Coat)	Gal.	8050	0.01	80.50
4	Aggregate (Prime Coat)	Ton	107	1.00	107.00
5	Class D Patches, Type IV, 4"	S.Y.	9495	30.00	284,850.00
6	Class D Patches, 4" Special	S.Y.	550	38.00	20,900.00
7	Class D Patches, Type IV, 6"	S.Y.	250	47.00	11,750.00
8	Class D Patches, 6" Special	S.Y.	150	55.00	8,250.00
9	Pavement Removal and Hot-Mix Asphalt Replacement, 8" Special	S.Y.	349	60.00	20,940.00
10	Pavement Removal and Portland Cement Concrete Replacement, 8" Special	S.Y.	170	55.00	9,350.00
11	Porous Granular Embankment, Special	C.Y.	120	40.00	4,800.00
12	Additional Hauling Surcharge, Non-Hazardous Special Waste	Load	7	550.00	3,850.00
13	Combination Concrete Curb and Gutter Removal	L.F.	12586	3.00	37,758.00
14	Combination Concrete Curb and Gutter, Type M-3.12	L.F.	1348	15.00	20,220.00
15	Combination Concrete Curb and Gutter, Type M-4.12	L.F.	3282	15.00	49,230.00
16	Combination Concrete Curb and Gutter, Type B-6.12	L.F.	4687	16.00	74,992.00
17	Combination Concrete Curb and Gutter, Type B-4.18	L.F.	2632	18.00	47,376.00

RETURN WITH BID

Bidder's Proposal for making Entire Improvements # 1, 812,412.80

Item No.	Items	Unit	Quantity	Unit Price	Total
18	Combination Concrete Curb and Gutter, Type B-4.18 Reinforced	L.F.	65	25.00	1,625.00
19	Combination Concrete Curb and Gutter, Type B-6.18	L.F.	572	20.00	11,440.00
20	Manhole to be Adjusted	EA.	31	360.00	11,160.00
21	Manhole to be Adjusted, Special	EA.	17	550.00	9,350.00
22	Manhole to be Adjusted With New Type 1 Frame and Closed Lid	EA.	1	560.00	560.00
23	Manhole to be Reconstructed	EA.	1	1,000.00	1,000.00
24	Inlet to be Adjusted	EA.	53	300.00	15,900.00
25	Inlet to be Adjusted With New Type 3 Frame and Grate, Special	EA.	15	650.00	9,750.00
26	Inlet to be Reconstructed	EA.	1	600.00	600.00
27	Inlet, Type A, 24" With Salvaged Frame and Grate	EA.	1	1,400.00	1,400.00
28	Inlet, Type A, 24" With New Type 3 Frame and Grate, Special	EA.	1	1,650.00	1,650.00
29	Inlet Filters	EA.	5	150.00	750.00
30	Inlet Filters Cleaning	EA.	5	75.00	375.00
31	Hot-Mix Asphalt Surface Removal, 1.75"	S.Y.	5626	2.25	12,658.50
32	Hot-Mix Asphalt Surface Removal, 2.0"	S.Y.	36378	2.50	90,945.00
33	Hot-Mix Asphalt Surface Removal, 2.5"	S.Y.	4990	3.00	14,970.00
34	Hot-Mix Asphalt Surface Removal, Variable Depth, 2.0" to 4.0"	S.Y.	3586	3.50	12,551.00
35	Portland Cement Concrete Surface Removal, 1.75"	S.Y.	171	7.00	1,197.00
36	Mixture For Cracks, Joints and Flangeways	Ton	17	300.00	5,100.00
37	Portland Cement Concrete Sidewalk Removal	S.F.	30773	1.00	30,773.00
38	Portland Cement Concrete Sidewalk, 5"	S.F.	25158	4.00	100,632.00
39	Portland Cement Concrete Sidewalk, 6"	S.F.	4160	4.25	17,680.00
40	Detectable Warnings	S.F.	1240	32.00	39,680.00
41	Decorative Paver Driveway Removal and Replacement	S.Y.	17	65.00	1,105.00
42	Aggregate Shoulders, Type B	Ton	165	35.00	5,775.00
43	Parkway Restoration	S.Y.	8352	8.50	70,992.00
44	Temporary Ramp, Hot-Mix Asphalt	S.Y.	15	125.00	1,875.00
45	Tree Root Pruning	EA.	3	400.00	1,200.00
46	Hot-Mix Asphalt Driveway Removal	S.Y.	773	15.00	11,595.00
47	Hot-Mix Asphalt Driveway Pavement, 3"	S.Y.	773	32.00	24,736.00

CONTRACTOR CERTIFICATIONS

County	<u>DuPage</u>
Local Public Agency	<u>Downers Grove</u>
Section Number	<u>14-00000-01-GM</u>
Route	<u>Various</u>

The certifications hereinafter made by the bidder are each a material representation of fact upon which reliance is placed should the Department enter into the contract with the bidder.

1. **Debt Delinquency.** The bidder or contractor or subcontractor, respectively, certifies that it is not delinquent in the payment of any tax administered by the Department of Revenue unless the individual or other entity is contesting, in accordance with the procedures established by the appropriate revenue Act, its liability for the tax or the amount of tax. Making a false statement voids the contract and allows the Department to recover all amounts paid to the individual or entity under the contract in a civil action.

2. **Bid-Rigging or Bid Rotating.** The bidder or contractor or subcontractor, respectively, certifies that it is not barred from contracting with the Department by reason of a violation of either 720 ILCS 5/33E-3 or 720 ILCS 5/33E-4.

A violation of Section 33E-3 would be represented by a conviction of the crime of bid-rigging which, in addition to Class 3 felony sentencing, provides that any person convicted of this offense or any similar offense of any state or the United States which contains the same elements as this offense shall be barred for 5 years from the date of conviction from contracting with any unit of State or local government. No corporation shall be barred from contracting with any unit of State or local government as a result of a conviction under this Section of any employee or agent of such corporation if the employee so convicted is no longer employed by the corporation and: (1) it has been finally adjudicated not guilty or (2) if it demonstrates to the governmental entity with which it seeks to contract and that entity finds that the commission of the offense was neither authorized, requested, commanded, nor performed by a director, officer or a high managerial agent in behalf of the corporation.

A violation of Section 33E-4 would be represented by a conviction of the crime of bid-rotating which, in addition to Class 2 felony sentencing, provides that any person convicted of this offense or any similar offense of any state or the United States which contains the same elements as this offense shall be permanently barred from contracting with any unit of State or local government. No corporation shall be barred from contracting with any unit of State or local government as a result of a conviction under this Section of any employee or agent of such corporation if the employee so convicted is no longer employed by the corporation and: (1) it has been finally adjudicated not guilty or (2) if it demonstrates to the governmental entity with which it seeks to contract and that entity finds that the commission of the offense was neither authorized, requested, commanded, nor performed by a director, officer or a high managerial agent in behalf of the corporation.

3. **Bribery.** The bidder or contractor or subcontractor, respectively, certifies that it has not been convicted of bribery or attempting to bribe an officer or employee of the State of Illinois or any unit of local government, nor has the firm made an admission of guilt of such conduct which is a matter of record, nor has an official, agent, or employee of the firm committed bribery or attempted bribery on behalf of the firm and pursuant to the direction or authorization of a responsible official of the firm.

4. **Interim Suspension or Suspension.** The bidder or contractor or subcontractor, respectively, certifies that it is not currently under a suspension as defined in Subpart I of Title 44 Subtitle A Chapter III Part 6 of the Illinois Administrative Code. Furthermore, if suspended prior to completion of this work, the contract or contracts executed for the completion of this work may be cancelled.

RETURN WITH BID

SIGNATURES

County DuPage
 Local Public Agency Downers Grove
 Section Number 14-00000-01-GM
 Route Various

(If an individual)

Signature of Bidder _____

Business Address _____

(If a partnership)

Firm Name _____

Signed By _____

Business Address _____

Inset Names and Addressed of All Partners

(If a corporation)

Corporate Name Central Blacktop Co., Inc.

Signed By _____

President

Business Address 6160 S. East Ave., P.O. Box 2080

LaGrange, IL 60525

Inset Names of Officers

President James H. Loukota

Secretary Joseph E. Benson

Treasurer _____

Attest:

Joseph E. Benson
 Secretary



Illinois Department of Transportation

Bureau of Construction
2300 South Dirksen Parkway/Room 322
Springfield, Illinois 62764

Affidavit of Availability
For the Letting of 6/13/2014
(Letting date)

Instructions: Complete this form by either typing or using black ink. "Authorization to Bid" will not be issued unless both sides of this form are completed in detail. Use additional forms as needed to list all work.

Part I. Work Under Contract

List below all work you have under contract as either a prime contractor or a subcontractor. It is required to include all pending low bids not yet awarded or rejected. In a joint venture, list only that portion of the work which is the responsibility of your company. The uncompleted dollar value is to be based upon the most recent engineer's or owners estimate, and must include work subcontracted to others. If no work is contracted, show **NONE**.

	213-027 75th Street		213-020 Golf View	213-022	
Contract Number	63851		63764		
Contract With	IDOT		IDOT	Town of Cicero	
Estimated Completion Date	NOV 2014		Sept 2014	July 2014	
Total Contract Price	12,723,602.00		3,522,798.00	1,578,900.00	Accumulated Totals
Uncompleted Dollar Value if Firm is the Prime Contractor	12,723,602.00		3,522,798.00	1,020,196.00	17,266,596.00
Uncompleted Dollar Value if Firm is the Subcontractor					0.00
Total Value of All Work					17,266,596.00

Part II. Awards Pending and Uncompleted Work to be done with your own forces.

List below the uncompleted dollar value of work for each contract and awards pending to be completed with your own forces. All work subcontracted to others will be listed on the reverse of this form. In a joint venture, list only that portion of the work to be done by your company. If no work is contracted, show **NONE**.

					Accumulated Totals
Earthwork	1,750,000.00		750,000.00	50,000.00	2,550,000.00
Portland Cement Concrete Paving					0.00
HMA Plant Mix	150,000.00				150,000.00
HMA Paving	3,766,412.00		975,069.00	300,000.00	5,041,481.00
Clean & Seal Cracks/Joints					0.00
Aggregate Bases & Surfaces	1,500,000.00		250,000.00	125,000.00	1,875,000.00
Highway,R.R. and Waterway Structures					0.00
Drainage					0.00
Electrical					0.00
Cover and Seal Coats					0.00
Concrete Construction	490,000.00				490,000.00
Landscaping					0.00
Fencing					0.00
Guardrail					0.00
Painting					0.00
Signing					0.00
Cold Milling, Planning & Rotomilling	75,000.00			50,000.00	125,000.00
Demolition					0.00
Pavement Markings (Paint)					0.00
Other Construction (List)					0.00
Grinding					0.00
					0.00
Totals	7,731,412.00	0.00	1,975,069.00	525,000.00	0.00
					10,231,481.00

Disclosure of this information is **REQUIRED** to accomplish the statutory purpose as outlined in the "Illinois Procurement Code". Failure to comply will result in non-issuance of an "Authorization To Bid." This form has been approved by the State Forms Management Center.

Part III. Work Subcontracted to Others

For each contract described in Part I, list all the work you have subcontracted to others.

	1A	1B	2	3	4
Subcontractor	Tri-Tech Elec Inc.	Pirtano Const Co	CSD Environmental	American Topsoil	
Type of Work	Electrical	Drainage	Special Waste	Landscape	
Subcontract Price	1,691,691.00	1,592,467.00	79,775.00	40,843.00	
Amount Uncompleted	1,691,691.00	1,592,467.00	79,775.00	40,843.00	
Subcontractor	C3 Corporation	Roadsafe Traffic Systems	Carrera Conc	Lyons/Pinner	
Type of Work	Survey/Layout	Striping	Concrete	Elec	
Subcontract Price	89,000.00	90,761.00	223,613.00	2,653.00	
Amount Uncompleted	89,000.00	90,761.00	223,613.00	2,653.00	
Subcontractor	Davis Concrete Const	Steve Piper & Sons	Del Toro Landscape	Mark-It Corp	
Type of Work	Concrete	Tree Removal	Landscape	Striping	
Subcontract Price	769,531.00	10,443.00	106,943.00	6,700.00	
Amount Uncompleted	769,531.00	10,443.00	106,943.00	6,700.00	
Subcontractor	Kujo, Inc.		Hwy Safety Corp	Riccio Const	
Type of Work	Guardrail/Fence		Traf Control	Sewer	
Subcontract Price	25,361.00		91,230.00	118,889.00	
Amount Uncompleted	25,361.00		91,230.00	100,000.00	
Subcontractor	Natural Creations		Lyons Pinner	Road Fabrics, Inc.	
Type of Work	Landscape		Electrical	Petromat	
Subcontract Price	498,687.00		1,024,030.00	43,890.00	
Amount Uncompleted	498,687.00		1,024,030.00	25,000.00	
Subcontractor	Integrity Environ/Services		Precision Pavt Marking	Schroeder & Schroeder	
Type of Work	Soil testing		Striping	Concrete	
Subcontract Price	7,700.00		22,138.00	397,390.00	
Amount Uncompleted	7,700.00		22,138.00	300,000.00	
Subcontractor	Traffic Services, Inc.			Work Zone Safety	
Type of Work	Traffic Control			Traffic Control	
Subcontract Price	216,549.00			22,300.00	
Amount Uncompleted	216,549.00			20,000.00	
Total Uncompleted		4,992,190.00	1,547,729.00	495,196.00	0.00

I, being duly sworn, do hereby declare this affidavit is a true and correct statement relating to ALL uncompleted contracts of the undersigned for Federal, State, County, City and private work, including ALL subcontract work, ALL pending low bids not yet awarded or rejected and ALL estimated completion dates

Subscribed and sworn to before me

 Notary Public

Type or Print Name _____
 Officer or Director _____ Title _____

Signed _____

My commission expires: _____

Company _____

(Notary Seal)

Address _____



Illinois Department of Transportation

Bureau of Construction
2300 South Dirksen Parkway/Room 322
Springfield, Illinois 62764

Affidavit of Availability
For the Letting of 6/13/2014

(Letting date)

Instructions: Complete this form by either typing or using black ink. "Authorization to Bid" will not be issued unless both sides of this form are completed in detail. Use additional forms as needed to list all work.

Part I. Work Under Contract

List below all work you have under contract as either a prime contractor or a subcontractor. It is required to include all pending low bids not yet awarded or rejected. In a joint venture, list only that portion of the work which is the responsibility of your company. The uncompleted dollar value is to be based upon the most recent engineer's or owners estimate, and must include work subcontracted to others. If no work is contracted, show **NONE**.

	214-001		214-002	214-003	Awards Pending	
Contract Number	60L73		60W61	63401		
Contract With	IDOT		IDOT	IDOT		
Estimated Completion Date	Oct 2014		July 2014	June 2014		
Total Contract Price	4,227,962.00		1,744,220.00	259,155.00		Accumulated Totals
Uncompleted Dollar Value if Firm is the Prime Contractor	4,227,962.00		1,744,220.00	259,155.00		23,497,933.00
Uncompleted Dollar Value if Firm is the Subcontractor						0.00
Total Value of All Work						23,497,933.00

Part II. Awards Pending and Uncompleted Work to be done with your own forces.

List below the uncompleted dollar value of work for each contract and awards pending to be completed with your own forces. All work subcontracted to others will be listed on the reverse of this form. In a joint venture, list only that portion of the work to be done by your company. If no work is contracted, show **NONE**.

						Accumulated Totals
Earthwork	462,500.00		70,000.00	22,000.00		3,104,500.00
Portland Cement Concrete Paving						0.00
HMA Plant Mix	468,000.00		120,000.00	35,000.00		773,000.00
HMA Paving	836,667.00		1,089,411.00	125,571.00		7,093,130.00
Clean & Seal Cracks/Joints						0.00
Aggregate Bases & Surfaces	127,000.00					2,002,000.00
Highway, R.R. and Waterway Structures						0.00
Drainage						0.00
Electrical						0.00
Cover and Seal Coats						0.00
Concrete Construction						490,000.00
Landscaping						0.00
Fencing						0.00
Guardrail						0.00
Painting						0.00
Signing						0.00
Cold Milling, Planning & Rotomilling	120,000.00		220,000.00	23,000.00		488,000.00
Demolition						0.00
Pavement Markings (Paint)						0.00
Other Construction (List)						0.00
Grinding						0.00
Totals	2,014,167.00	0.00	1,499,411.00	205,571.00	0.00	13,950,630.00

Disclosure of this information is **REQUIRED** to accomplish the statutory purpose as outlined in the "Illinois Procurement Code". Failure to comply will result in non-issuance of an "Authorization To Bid." This form has been approved by the State Forms Management Center.

Part III. Work Subcontracted to Others

For each contract described in Part I, list all the work you have subcontracted to others.

	1A	AB	2	3	4
Subcontractor	Sheridan	Precision	J.A.C.K. CSI	United Enterprise	
Type of Work	Sewer Clean	Striping	Sewer Clean	Conc&Sewer	
Subcontract Price	7,544.00	34,976.00	19,740.00	17,069.00	
Amount Uncompleted	7,544.00	34,976.00	19,740.00	17,069.00	
Subcontractor	Dinatale	Stettner	DiNatale	Hometown	
Type of Work	Concrete	Surveying	Concrete	Electric	
Subcontract Price	307,188.00	30,500.00	30,465.00	4,758.00	
Amount Uncompleted	307,188.00	30,500.00	30,465.00	4,758.00	
Subcontractor	DND Elec	TSI	Hawk	American Topsoil	
Type of Work	Electrical	Traffic Control	Electric	Landscaping	
Subcontract Price	585,717.00	199,723.00	29,750.00	1,650.00	
Amount Uncompleted	585,717.00	199,723.00	29,750.00	1,650.00	
Subcontractor	Del Toro	Homer Tree	American Topsoil	Road Fabrics	
Type of Work	Landscaping	Tree Removal	Landscaping	Petromat	
Subcontract Price	165,812.00	925.00	913.00	16,442.00	
Amount Uncompleted	165,812.00	925.00	913.00	16,442.00	
Subcontractor	Road Fabrics		United Enter	Mark-It	
Type of Work	Petromat		Sewer	Striping	
Subcontract Price	11,878.00		91,690.00	8,814.00	
Amount Uncompleted	11,878.00		91,690.00	8,814.00	
Subcontractor	CSD Environ		Superior	Work Zone Safety	
Type of Work	Special Waste		Striping	Traffic Control	
Subcontract Price	459,300.00		60,366.00	4,851.00	
Amount Uncompleted	459,300.00		60,366.00	4,851.00	
Subcontractor	Ray Edwards		Highway Safety		
Type of Work	Sewer		Traffic Control		
Subcontract Price	410,232.00		11,885.00		
Amount Uncompleted	410,232.00		11,885.00		
Total Uncompleted		2,213,795.00	244,809.00	53,584.00	0.00

I, being duly sworn, do hereby declare this affidavit is a true and correct statement relating to ALL uncompleted contracts of the undersigned for Federal, State, County, City and private work, including ALL subcontract work, ALL pending low bids not yet awarded or rejected and ALL estimated completion dates

Subscribed and sworn to before me

	Type or Print Name _____	Title _____
Notary Public	Signed _____	
My commission expires: _____	Company _____	
(Notary Seal)	Address _____	



Illinois Department of Transportation

Bureau of Construction
2300 South Dirksen Parkway/Room 322
Springfield, Illinois 62764

Affidavit of Availability
For the Letting of 6/13/2014
(Letting date)

Instructions: Complete this form by either typing or using black ink. "Authorization to Bid" will not be issued unless both sides of this form are completed in detail. Use additional forms as needed to list all work.

Part I. Work Under Contract

List below all work you have under contract as either a prime contractor or a subcontractor. It is required to include all pending low bids not yet awarded or rejected. In a joint venture, list only that portion of the work which is the responsibility of your company. The uncompleted dollar value is to be based upon the most recent engineer's or owners estimate, and must include work subcontracted to others. If no work is contracted, show **NONE**.

	214-004	214-005	214-006	214-008	Awards Pending	
Contract Number	60V34					
Contract With	Hecker & Co	Vil of Burr Ridge	Vil of Downers Grove	Village of Westchester		
Estimated Completion Date	Nov 2014	July 2014	Aug 2014	Oct 2014		
Total Contract Price	203,475.00	558,543.00	2,461,438.00	1,347,707.00		Accumulated Totals
Uncompleted Dollar Value if Firm is the Prime Contractor		558,543.00	2,461,438.00	1,347,707.00		27,865,621.00
Uncompleted Dollar Value if Firm is the Subcontractor	203,475.00					203,475.00
Total Value of All Work						28,069,096.00

Part II. Awards Pending and Uncompleted Work to be done with your own forces.

List below the uncompleted dollar value of work for each contract and awards pending to be completed with your own forces. All work subcontracted to others will be listed on the reverse of this form. In a joint venture, list only that portion of the work to be done by your company. If no work is contracted, show **NONE**.

						Accumulated Totals
Earthwork		35,000.00	225,000.00	300,000.00		3,664,500.00
Portland Cement Concrete Paving						0.00
HMA Plant Mix			425,000.00			1,198,000.00
HMA Paving	178,475.00	401,666.00	964,563.00	764,545.00		9,402,379.00
Clean & Seal Cracks/Joints						0.00
Aggregate Bases & Surfaces		5,000.00	75,000.00	180,000.00		2,262,000.00
Highway,R.R. and Waterway Structures						0.00
Drainage						0.00
Electrical						0.00
Cover and Seal Coats						0.00
Concrete Construction						490,000.00
Landscaping						0.00
Fencing						0.00
Guardrail						0.00
Painting						0.00
Signing						0.00
Cold Milling, Planning & Rotomilling	25,000.00	50,000.00	250,000.00	50,000.00		863,000.00
Demolition						0.00
Pavement Markings (Paint)						0.00
Other Construction (List)						0.00
Grinding						0.00
Totals	203,475.00	491,666.00	1,939,563.00	1,294,545.00	0.00	17,879,879.00

Disclosure of this information is **REQUIRED** to accomplish the statutory purpose as outlined in the "Illinois Procurement Code". Failure to comply will result in non-issuance of an "Authorization To Bid." This form has been approved by the State Forms Management Center.

Part III. Work Subcontracted to Others

For each contract described in Part I, list all the work you have subcontracted to others.

	1	2	3	4	Awards Pending
Subcontractor	No Subs	American Topsoil	American Topsoil	Norridge Sewer	
Type of Work		Landscaping	Landscaping	Sewer	
Subcontract Price		6,600.00	61,156.00	38,000.00	
Amount Uncompleted		6,600.00	61,156.00	38,000.00	
Subcontractor		Rula's Enterprise	D'Land Const	Precision Pavt Marking	
Type of Work		Conc & Sewer	Conc	Striping	
Subcontract Price		56,350.00	356,822.00	3,812.00	
Amount Uncompleted		56,350.00	356,822.00	3,812.00	
Subcontractor		Nafisco, Inc.	Hawk Enterprise	Work Zone Safety	
Type of Work		Traffic Control	Elec	Traffic Control	
Subcontract Price		3,927.00	4,598.00	11,350.00	
Amount Uncompleted		3,927.00	4,598.00	11,350.00	
Subcontractor			Norridge Sewer		
Type of Work			Drainage		
Subcontract Price			51,960.00		
Amount Uncompleted			51,960.00		
Subcontractor			Superior Road		
Type of Work			Striping		
Subcontract Price			25,239.00		
Amount Uncompleted			25,239.00		
Subcontractor			Nafisco		
Type of Work			Traffic Control		
Subcontract Price			19,850.00		
Amount Uncompleted			19,850.00		
Subcontractor			Clean Cut Tree		
Type of Work			Tree Removal		
Subcontract Price			2,250.00		
Amount Uncompleted			2,250.00		
Total Uncompleted	0.00	66,877.00	521,875.00	53,162.00	0.00

I, being duly sworn, do hereby declare this affidavit is a true and correct statement relating to ALL uncompleted contracts of the undersigned for Federal, State, County, City and private work, including ALL subcontract work, ALL pending low bids not yet awarded or rejected and ALL estimated completion dates

Subscribed and sworn to before me

 Notary Public

Type or Print Name _____
 Officer or Director _____ Title _____

Signed _____

My commission expires: _____

Company _____

(Notary Seal)

Address _____



Illinois Department of Transportation

Bureau of Construction
 2300 South Dirksen Parkway/Room 322
 Springfield, Illinois 62764

Affidavit of Availability
 For the Letting of 6/13/2014
 (Letting date)

Instructions: Complete this form by either typing or using black ink. "Authorization to Bid" will not be issued unless both sides of this form are completed in detail. Use additional forms as needed to list all work.

Part I. Work Under Contract

List below all work you have under contract as either a prime contractor or a subcontractor. It is required to include all pending low bids not yet awarded or rejected. In a joint venture, list only that portion of the work which is the responsibility of your company. The uncompleted dollar value is to be based upon the most recent engineer's or owners estimate, and must include work subcontracted to others. If no work is contracted, show **NONE**.

	214-009	214-011	214-013	214-014	214-015	
Contract Number						
Contract With	Village of LaGrange	J. Nardulli Conc, Inc.	Triggi Const	Vil of Indian Head Park	City of Countryside	
Estimated Completion Date	Aug 2014	Oct 214	Sept 2014	Sept 2014	Aug 2014	
Total Contract Price	391,399.00	402,334.00	436,511.00	2,113,596.00	287,183.00	Accumulated Totals
Uncompleted Dollar Value if Firm is the Prime Contractor	391,399.00			2,113,596.00	287,183.00	30,657,799.00
Uncompleted Dollar Value if Firm is the Subcontractor		402,334.00	436,511.00			1,042,320.00
Total Value of All Work						31,700,119.00

Part II. Awards Pending and Uncompleted Work to be done with your own forces.

List below the uncompleted dollar value of work for each contract and awards pending to be completed with your own forces. All work subcontracted to others will be listed on the reverse of this form. In a joint venture, list only that portion of the work to be done by your company. If no work is contracted, show **NONE**.

						Accumulated Totals
Earthwork	25,000.00	15,000.00		160,000.00	20,000.00	3,884,500.00
Portland Cement Concrete Paving						0.00
HMA Plant Mix			25,000.00	150,000.00		1,373,000.00
HMA Paving	196,807.00	342,334.00	336,511.00	1,024,085.00	163,703.00	11,465,819.00
Clean & Seal Cracks/Joints						0.00
Aggregate Bases & Surfaces		10,000.00		125,000.00	15,000.00	2,412,000.00
Highway,R.R. and Waterway Structures						0.00
Drainage						0.00
Electrical						0.00
Cover and Seal Coats						0.00
Concrete Construction						490,000.00
Landscaping						0.00
Fencing						0.00
Guardrail						0.00
Painting						0.00
Signing						0.00
Cold Milling, Planning & Rotomilling	40,000.00	35,000.00	75,000.00	230,000.00	20,000.00	1,263,000.00
Demolition						0.00
Pavement Markings (Paint)						0.00
Other Construction (List)						0.00
Grinding						0.00
						0.00
Totals	261,807.00	402,334.00	436,511.00	1,689,085.00	218,703.00	20,888,319.00

Disclosure of this information is **REQUIRED** to accomplish the statutory purpose as outlined in the "Illinois Procurement Code". Failure to comply will result in non-issuance of an "Authorization To Bid." This form has been approved by the State Forms Management Center.

Part III. Work Subcontracted to Others

For each contract described in Part I, list all the work you have subcontracted to others.

	1	2	3	4	Awards Pending
Subcontractor	Schroeder & Schroeder	No Subs	No Subs	Schroeder & Schroeder	Davis Conc
Type of Work	Concrete			Concrete	Concrete
Subcontract Price	70,020.00			301,134.00	33,682.00
Amount Uncompleted	70,020.00			301,134.00	33,682.00
Subcontractor	American Topsoil			American Topsoil	Roaf Fabrics
Type of Work	Landscape			Landscape	Petromat
Subcontract Price	5,560.00			8,710.00	16,468.00
Amount Uncompleted	5,560.00			8,710.00	16,468.00
Subcontractor	Norrige Sewer			Acqua Corp	JNC
Type of Work	Sewer			Sewer	Sewer
Subcontract Price	48,600.00			95,625.00	9,275.00
Amount Uncompleted	48,600.00			95,625.00	9,275.00
Subcontractor	Nafisco			Precision Pavt Mking	American Topsoil
Type of Work	Traffic Control			Striping	Landscaping
Subcontract Price	3,225.00			4,092.00	4,680.00
Amount Uncompleted	3,225.00			4,092.00	4,680.00
Subcontractor	Pavt Systems			Nafisco	Lyons/Pinner Elec
Type of Work	Striping			Traffic Control	Detector Loops
Subcontract Price	2,187.00			9,950.00	4,375.00
Amount Uncompleted	2,187.00			9,950.00	4,375.00
Subcontractor				Stettner & Assoc	
Type of Work				Layout	
Subcontract Price				5,000.00	
Amount Uncompleted				5,000.00	
Subcontractor					
Type of Work					
Subcontract Price					
Amount Uncompleted					
Total Uncompleted	129,592.00	0.00	0.00	424,511.00	68,480.00

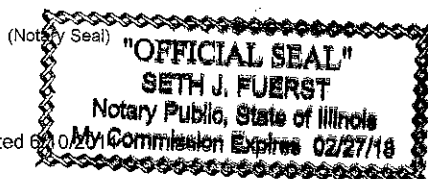
I, being duly sworn, do hereby declare this affidavit is a true and correct statement relating to ALL uncompleted contracts of the undersigned for Federal, State, County, City and private work, including ALL subcontract work, ALL pending low bids not yet awarded or rejected and ALL estimated completion dates

Subscribed and sworn to before me

this 18th day of June 2014

Seth J. Fuerst
 Notary Public

My commission expires: 02/27/2018



Type or Print Name James H. Loukota, President
 Officer or Director Title

Signed *[Signature]*

Company Central Blacktop Co., Inc.
 Address 6160 S. East Ave., P.O. Box 2010
LaGrange, IL 6055



Route Various
County DuPage
Local Agency Village of Downers Grove
Section 14-00000-01-GM

RETURN WITH BID

PAPER BID BOND

WE Central Blacktop Co., Inc., 6160 S. East Ave., LaGrange, IL 60525 as PRINCIPAL, and Continental Casualty Company, 333 S. Wabash Ave., Chicago, IL 60604 as SURETY,

are held jointly, severally and firmly bound unto the above Local Agency (hereafter referred to as "LA") in the penal sum of 5% of the total bid price, or for the amount specified in the proposal documents in effect on the date of invitation for bids whichever is the lesser sum. We bind ourselves, our heirs, executors, administrators, successors, and assigns, jointly pay to the LA this sum under the conditions of this instrument.

WHEREAS THE CONDITION OF THE FOREGOING OBLIGATION IS SUCH that, the said PRINCIPAL is submitting a written proposal to the LA acting through its awarding authority for the construction of the work designated as the above section.

THEREFORE if the proposal is accepted and a contract awarded to the PRINCIPAL by the LA for the above designated section and the PRINCIPAL shall within fifteen (15) days after award enter into a formal contract, furnish surety guaranteeing the faithful performance of the work, and furnish evidence of the required insurance coverage, all as provided in the "Standard Specifications for Road and Bridge Construction" and applicable Supplemental Specifications, then this obligation shall become void; otherwise it shall remain in full force and effect.

IN THE EVENT the LA determines the PRINCIPAL has failed to enter into a formal contract in compliance with any requirements set forth in the preceding paragraph, then the LA acting through its awarding authority shall immediately be entitled to recover the full penal sum set out above, together with all court costs, all attorney fees, and any other expense of recovery.

IN TESTIMONY WHEREOF, the said PRINCIPAL and the said SURETY have caused this instrument to be signed by their respective officers this 18th day of June, 2014.

Principal
Central Blacktop Co., Inc.
By: James H. Loukota, President
(If PRINCIPLE is a joint venture of two or more contractors, the company names, and authorized signatures of each contractor must be affixed.)

Surety
Continental Casualty Company
By: Kimberly R. Holmes
(Kimberly R. Holmes)

STATE OF ILLINOIS, COUNTY OF COOK, I, Ann Marie Waters, a Notary Public in and for said county, do hereby certify that James H. Loukota and Kimberly R. Holmes

who are each personally known to me to be the same persons whose names are subscribed to the foregoing instrument on behalf of PRINCIPAL and SURETY, appeared before me this day in person and acknowledged respectively, that they signed and delivered said instruments as their free and voluntary act for the uses and purposes therein set forth.

Given under my hand and notarial seal this 18th day of June, 2014. My commission expires 07/05/2017. (Notary Public)



ELECTRONIC BID BOND

Electronic bid bond is allowed (box must be checked by LA if electronic bid bond is allowed) The Principal may submit an electronic bid bond, in lieu of completing the above section of the Proposal Bid Bond Form. By providing an electronic bid bond ID code and signing below, the Principal is ensuring the identified electronic bid bond has been executed and the Principal and Surety are firmly bound unto the LA under the conditions of the bid bond as shown above. (If PRINCIPAL is a joint venture of two or more contractors, an electronic bid bond ID code, company/Bidder name title and date must be affixed for each contractor in the venture.)

Electronic Bid Bond ID Code

(Company/Bidder Name) (Signature and Title) Date



POWER OF ATTORNEY APPOINTING INDIVIDUAL ATTORNEY-IN-FACT

Know All Men By These Presents, That Continental Casualty Company, an Illinois insurance company, National Fire Insurance Company of Hartford, an Illinois insurance company, and American Casualty Company of Reading, Pennsylvania, a Pennsylvania insurance company (herein called "the CNA Companies"), are duly organized and existing insurance companies having their principal offices in the City of Chicago, and State of Illinois, and that they do by virtue of the signatures and seals herein affixed hereby make, constitute and appoint

Karen A Ryan, William Cahill, Esther C Jimenez, Kimberly Sawicki, William P Weible, Deborah A Campbell, Leigh Ann Francis, Kimberly R Holmes, Melissa Newman, Mary Anne Sylos, Ann Marie Waters, Individually

of Lisle, IL, their true and lawful Attorney(s)-in-Fact with full power and authority hereby conferred to sign, seal and execute for and on their behalf bonds, undertakings and other obligatory instruments of similar nature

- In Unlimited Amounts -

and to bind them thereby as fully and to the same extent as if such instruments were signed by a duly authorized officer of their insurance companies and all the acts of said Attorney, pursuant to the authority hereby given is hereby ratified and confirmed.

This Power of Attorney is made and executed pursuant to and by authority of the By-Law and Resolutions, printed on the reverse hereof, duly adopted, as indicated, by the Boards of Directors of the insurance companies.

In Witness Whereof, the CNA Companies have caused these presents to be signed by their Vice President and their corporate seals to be hereto affixed on this 22nd day of April, 2014.



Continental Casualty Company
National Fire Insurance Company of Hartford
American Casualty Company of Reading, Pennsylvania

Paul T. Bruflat

Paul T. Bruflat Vice President

State of South Dakota, County of Minnehaha, ss:

On this 22nd day of April, 2014, before me personally came Paul T. Bruflat to me known, who, being by me duly sworn, did depose and say: that he resides in the City of Sioux Falls, State of South Dakota; that he is a Vice President of Continental Casualty Company, an Illinois insurance company, National Fire Insurance Company of Hartford, an Illinois insurance company, and American Casualty Company of Reading, Pennsylvania, a Pennsylvania insurance company described in and which executed the above instrument; that he knows the seals of said insurance companies; that the seals affixed to the said instrument are such corporate seals; that they were so affixed pursuant to authority given by the Boards of Directors of said insurance companies and that he signed his name thereto pursuant to like authority, and acknowledges same to be the act and deed of said insurance companies.



My Commission Expires June 23, 2015

J. Mohr

J. Mohr Notary Public

CERTIFICATE

I, D. Bult, Assistant Secretary of Continental Casualty Company, an Illinois insurance company, National Fire Insurance Company of Hartford, an Illinois insurance company, and American Casualty Company of Reading, Pennsylvania, a Pennsylvania insurance company do hereby certify that the Power of Attorney herein above set forth is still in force, and further certify that the By-Law and Resolution of the Board of Directors of the insurance companies printed on the reverse hereof is still in force. In testimony whereof I have hereunto subscribed my name and affixed the seal of the said insurance companies this 18th day of June, 2014.



Continental Casualty Company
National Fire Insurance Company of Hartford
American Casualty Company of Reading, Pennsylvania

D. Bult

D. Bult Assistant Secretary

Authorizing By-Laws and Resolutions

ADOPTED BY THE BOARD OF DIRECTORS OF CONTINENTAL CASUALTY COMPANY:

This Power of Attorney is made and executed pursuant to and by authority of the following resolution duly adopted by the Board of Directors of the Company at a meeting held on May 12, 1995:

“RESOLVED: That any Senior or Group Vice President may authorize an officer to sign specific documents, agreements and instruments on behalf of the Company provided that the name of such authorized officer and a description of the documents, agreements or instruments that such officer may sign will be provided in writing by the Senior or Group Vice President to the Secretary of the Company prior to such execution becoming effective.”

This Power of Attorney is signed by Paul T. Bruflat, Vice President, who has been authorized pursuant to the above resolution to execute power of attorneys on behalf of Continental Casualty Company.

This Power of Attorney is signed and sealed by facsimile under and by the authority of the following Resolution adopted by the Board of Directors of the Company by unanimous written consent dated the 25th day of April, 2012:

“Whereas, the bylaws of the Company or specific resolution of the Board of Directors has authorized various officers (the “Authorized Officers”) to execute various policies, bonds, undertakings and other obligatory instruments of like nature; and

Whereas, from time to time, the signature of the Authorized Officers, in addition to being provided in original, hard copy format, may be provided via facsimile or otherwise in an electronic format (collectively, “Electronic Signatures”); Now therefore be it resolved: that the Electronic Signature of any Authorized Officer shall be valid and binding on the Company.”

ADOPTED BY THE BOARD OF DIRECTORS OF NATIONAL FIRE INSURANCE COMPANY OF HARTFORD:

This Power of Attorney is made and executed pursuant to and by authority of the following resolution duly adopted by the Board of Directors of the Company by unanimous written consent dated May 10, 1995:

“RESOLVED: That any Senior or Group Vice President may authorize an officer to sign specific documents, agreements and instruments on behalf of the Company provided that the name of such authorized officer and a description of the documents, agreements or instruments that such officer may sign will be provided in writing by the Senior or Group Vice President to the Secretary of the Company prior to such execution becoming effective.”

This Power of Attorney is signed by Paul T. Bruflat, Vice President, who has been authorized pursuant to the above resolution to execute power of attorneys on behalf of National fire Insurance Company of Hartford.

This Power of Attorney is signed and sealed by facsimile under and by the authority of the following Resolution adopted by the Board of Directors of the Company by unanimous written consent dated the 25th day of April, 2012:

“Whereas, the bylaws of the Company or specific resolution of the Board of Directors has authorized various officers (the “Authorized Officers”) to execute various policies, bonds, undertakings and other obligatory instruments of like nature; and

Whereas, from time to time, the signature of the Authorized Officers, in addition to being provided in original, hard copy format, may be provided via facsimile or otherwise in an electronic format (collectively, “Electronic Signatures”); Now therefore be it resolved: that the Electronic Signature of any Authorized Officer shall be valid and binding on the Company.”

ADOPTED BY THE BOARD OF DIRECTORS OF AMERICAN CASUALTY COMPANY OF READING, PENNSYLVANIA:

This Power of Attorney is made and executed pursuant to and by authority of the following resolution duly adopted by the Board of Directors of the Company by unanimous written consent dated May 10, 1995:

“RESOLVED: That any Senior or Group Vice President may authorize an officer to sign specific documents, agreements and instruments on behalf of the Company provided that the name of such authorized officer and a description of the documents, agreements or instruments that such officer may sign will be provided in writing by the Senior or Group Vice President to the Secretary of the Company prior to such execution becoming effective.”

This Power of Attorney is signed by Paul T. Bruflat, Vice President, who has been authorized pursuant to the above resolution to execute power of attorneys on behalf of American Casualty Company of Reading, Pennsylvania.

This Power of Attorney is signed and sealed by facsimile under and by the authority of the following Resolution adopted by the Board of Directors of the Company by unanimous written consent dated the 25th day of April, 2012:

“Whereas, the bylaws of the Company or specific resolution of the Board of Directors has authorized various officers (the “Authorized Officers”) to execute various policies, bonds, undertakings and other obligatory instruments of like nature; and

Whereas, from time to time, the signature of the Authorized Officers, in addition to being provided in original, hard copy format, may be provided via facsimile or otherwise in an electronic format (collectively, “Electronic Signatures”); Now therefore be it resolved: that the Electronic Signature of any Authorized Officer shall be valid and binding on the Company.”



Return with Bid

Route: Various
County: DuPage
Local Agency: Downers Grove
Section: 14-00000-01-GM

All contractors are required to complete the following certification:

- For this contract proposal or for all groups in this deliver and install proposal.
For the following deliver and install groups in this material proposal:

Blank lines for listing deliver and install groups.

Illinois Department of Transportation policy, adopted in accordance with the provisions of the Illinois Highway Code, requires this contract to be awarded to the lowest responsive and responsible bidder. The award decision is subject to approval by the Department. In addition to all other responsibility factors, this contract or deliver and install proposal requires all bidders and all bidders' subcontractors to disclose participation in apprenticeship or training programs that are (1) approved by and registered with the United States Department of Labor's Bureau of Apprenticeship and Training, and (2) applicable to the work of the above indicated proposals or groups. Therefore, all bidders are required to complete the following certification:


- I. Except as provided in paragraph IV below, the undersigned bidder certifies that it is a participant, either as an individual or as part of a group program, in an approved apprenticeship or training program applicable to each type of work or craft that the bidder will perform with its own employees.
II. The undersigned bidder further certifies for work to be performed by subcontract that each of its subcontractors submitted for approval either (A) is, at the time of such bid, participating in an approved, applicable apprenticeship or training program; or (B) will, prior to commencement of performance of work pursuant to this contract, establish participation in an approved apprenticeship or training program applicable to the work of the subcontract.
III. The undersigned bidder, by inclusion in the list in the space below, certifies the official name of each program sponsor holding the Certificate of Registration for all of the types of work or crafts in which the bidder is a participant and that will be performed with the bidder's employees. Types of work or craft that will be subcontracted shall be included and listed as subcontract work. The list shall also indicate any type of work or craft job category for which there is no applicable apprenticeship or training program available.

Chicagoland Laborers Training & Apprenticeship Program
International Brotherhood of Teamsters Training Fund
Operating Engineers Apprenticeship and Training Program
Concrete work to be subcontracted, Landscaping work to be subcontracted,
Sewer work to be subcontracted, Striping work to be subcontracted

IV. Except for any work identified above, any bidder or subcontractor that shall perform all or part of the work of the contract or deliver and install proposal solely by individual owners, partners or members and not by employees to whom the payment of prevailing rates of wages would be required, check the following box, and identify the owner/operator workforce and positions of ownership.

The requirements of this certification and disclosure are a material part of the contract, and the contractor shall require this certification provision to be included in all approved subcontracts. The bidder is responsible for making a complete report and shall make certain that each type of work or craft job category that will be utilized on the project is accounted for and listed. The Department at any time before or after award may require the production of a copy of each applicable Certificate of Registration issued by the United States Department of Labor evidencing such participation by the contractor and any or all of its subcontractors. In order to fulfill the participation requirement, it shall not be necessary that any applicable program sponsor be currently taking or that it will take applications for apprenticeship, training or employment during the performance of the work of this contract or deliver and install proposal.

Bidder: Central Blacktop Co., Inc.
Address: 6160 S. East Ave., P.O. Box 2080
LaGrange, IL 60525

By: 
(Signature)
Title: President

RETURN WITH BID



Illinois Department of Transportation

Affidavit of Illinois Business Office

County DuPage
Local Public Agency Downers Grove
Section Number 14-00000-01-GM
Route Various

State of Illinois)
County of Cook) ss.

I, James H. Loukota of LaGrange, Illinois
(Name of Affiant) (City of Affiant) (State of Affiant)

being first duly sworn upon oath, states as follows:

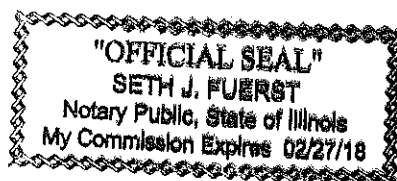
- 1. That I am the President of Central Blacktop Co., Inc.
2. That I have personal knowledge of the facts herein stated.
3. That, if selected under this proposal, Central Blacktop Co., Inc. will maintain a business office in the State of Illinois which will be located in Cook County, Illinois.
4. That this business office will serve as the primary place of employment for any persons employed in the construction contemplated by this proposal.
5. That this Affidavit is given as a requirement of state law as provided in Section 30-22(8) of the Illinois Procurement Code.

Handwritten signature of James H. Loukota
(Signature)
James H. Loukota
(Print Name of Affiant)

This instrument was acknowledged before me on 18th day of June, 2014

(SEAL)

Handwritten signature of Notary Public
(Signature of Notary Public)



CONTRACTOR CERTIFICATIONS

County	<u>DuPage</u>
Local Public Agency	<u>Downers Grove</u>
Section Number	<u>14-00000-01-GM</u>
Route	<u>Various</u>

The certifications hereinafter made by the bidder are each a material representation of fact upon which reliance is placed should the Department enter into the contract with the bidder.

1. **Debt Delinquency.** The bidder or contractor or subcontractor, respectively, certifies that it is not delinquent in the payment of any tax administered by the Department of Revenue unless the individual or other entity is contesting, in accordance with the procedures established by the appropriate revenue Act, its liability for the tax or the amount of tax. Making a false statement voids the contract and allows the Department to recover all amounts paid to the individual or entity under the contract in a civil action.

2. **Bid-Rigging or Bid Rotating.** The bidder or contractor or subcontractor, respectively, certifies that it is not barred from contracting with the Department by reason of a violation of either 720 ILCS 5/33E-3 or 720 ILCS 5/33E-4.

A violation of Section 33E-3 would be represented by a conviction of the crime of bid-rigging which, in addition to Class 3 felony sentencing, provides that any person convicted of this offense or any similar offense of any state or the United States which contains the same elements as this offense shall be barred for 5 years from the date of conviction from contracting with any unit of State or local government. No corporation shall be barred from contracting with any unit of State or local government as a result of a conviction under this Section of any employee or agent of such corporation if the employee so convicted is no longer employed by the corporation and: (1) it has been finally adjudicated not guilty or (2) if it demonstrates to the governmental entity with which it seeks to contract and that entity finds that the commission of the offense was neither authorized, requested, commanded, nor performed by a director, officer or a high managerial agent in behalf of the corporation.

A violation of Section 33E-4 would be represented by a conviction of the crime of bid-rotating which, in addition to Class 2 felony sentencing, provides that any person convicted of this offense or any similar offense of any state or the United States which contains the same elements as this offense shall be permanently barred from contracting with any unit of State or local government. No corporation shall be barred from contracting with any unit of State or local government as a result of a conviction under this Section of any employee or agent of such corporation if the employee so convicted is no longer employed by the corporation and: (1) it has been finally adjudicated not guilty or (2) if it demonstrates to the governmental entity with which it seeks to contract and that entity finds that the commission of the offense was neither authorized, requested, commanded, nor performed by a director, officer or a high managerial agent in behalf of the corporation.

3. **Bribery.** The bidder or contractor or subcontractor, respectively, certifies that it has not been convicted of bribery or attempting to bribe an officer or employee of the State of Illinois or any unit of local government, nor has the firm made an admission of guilt of such conduct which is a matter of record, nor has an official, agent, or employee of the firm committed bribery or attempted bribery on behalf of the firm and pursuant to the direction or authorization of a responsible official of the firm.

4. **Interim Suspension or Suspension.** The bidder or contractor or subcontractor, respectively, certifies that it is not currently under a suspension as defined in Subpart I of Title 44 Subtitle A Chapter III Part 6 of the Illinois Administrative Code. Furthermore, if suspended prior to completion of this work, the contract or contracts executed for the completion of this work may be cancelled.

RETURN WITH BID

SIGNATURES

County DuPage
Local Public Agency Downers Grove
Section Number 14-00000-01-GM
Route Various

(If an individual)

Signature of Bidder _____

Business Address _____

(If a partnership)

Firm Name _____

Signed By _____

Business Address _____

Inset Names and Addressed of All Partners



(If a corporation)

Corporate Name Central Blacktop Co., Inc.

Signed By _____
President

Business Address 6160 S. East Ave., P.O. Box 2080
LaGrange, IL 60525

Inset Names of Officers

President James H. Loukota

Secretary Joseph E. Benson

Treasurer _____

Attest:

Joseph E. Benson
Secretary



Village of Downers Grove Contractor Evaluation

Contractor: Central Blacktop Company, Inc

Project: 2013 Resurfacing (A)

Primary Contact: Charles Johns Phone: (630) 215-6711

Time Period: May 2013 to October 2013

On Schedule (allowing for uncontrollable circumstances) Yes No

Provide details if early or late completion: Time extension to be granted due to delay in acquiring necessary CCDD documentation from Village.

Change Orders (attach information if needed): CO will be processed for time extension noted above and for final quantity balancing.

Difficulties / Positives: Good ongoing communication with field and office personnel. Generally conscientious regarding specs / workmanship.

Interaction with public:

Excellent Good Average Poor

(Attach information on any complaints or compliments)

General Level of Satisfaction with work:

Well Satisfied Satisfied Not Satisfied

Reviewers: Scott Barr

Date: 3/18/14

2014-2018 Capital Project Sheet

Project # **ST-004**

Project Description **Roadway Maintenance Program**

Project summary, justification and alignment to Strategic Plan

Capital and Motor Fuel Tax funds are used for ongoing annual maintenance of the Village's 160 miles of streets. Projects are designed to utilize various processes such as crack seals, pavement seals and resurfacing with new asphalt. The funding listed as 'Other/Miscellaneous' is for asphalt purchased and rental of equipment, such as a grinder to be used by Public Works Streets Division for various patching operations during the year.

Cost Summary	New Maintenance Replacement		FY 2014	FY 2015	FY 2016	FY 2017	FY 2018	Future Years	TOTAL
Professional Services			75,000	75,000	80,000	80,000	85,000		395,000
Land Acquisition									-
Infrastructure	X		4,705,000	3,705,000	4,470,000	4,560,000	4,650,000		22,090,000
Building									-
Machinery/Equipment									-
Other/Miscellaneous	X		115,000	115,000	120,000	120,000	125,000		595,000
TOTAL COST			4,895,000	3,895,000	4,670,000	4,760,000	4,860,000	-	23,080,000

Funding Source(s)		FY 2014	FY 2015	FY 2016	FY 2017	FY 2018	Future Years	TOTAL
220-Capital Improvements Fund	▼	3,545,000	2,765,000	3,540,000	3,630,000	3,730,000		17,210,000
102-MFT	▼	1,350,000	1,130,000	1,130,000	1,130,000	1,130,000		5,870,000
	▼							-
	▼							-
TOTAL FUNDING SOURCES		4,895,000	3,895,000	4,670,000	4,760,000	4,860,000	-	23,080,000

Project status and completed work
Annual Program.

Grants (funded or applied for) related to the project.

Impact-annual operating expenses	FY 2014	FY 2015	FY 2016	FY 2017	FY 2018	Future Yrs	TOTAL
Projected Operating Expense Impact:							-

The maintenance scheduled will increase the life of the pavement. Deferral of work will significantly increase future maintenance costs.

Map/Pictures of Project



Priority Score **A**

Project Manager:

Scott Barr

Program: **342**

Department:

Public Works

2014 ROADWAY MAINTENANCE PROGRAM
STREETS ESTIMATED TO BE RESURFACED
STREET RESURFACING (PHASE II)

6/19/14

STREET	FROM	TO
72ND ST	WEBSTER ST	LYMAN AVE
73RD ST	OLD MAIN ST	BAYBURY RD
ANDRUS AVE	DUNHAM RD	BARRETT ST
APPLEGATE AVE	OLD MAIN ST	WEBSTER ST
BARRETT ST	71ST ST	ANDRUS AVE
BLACKBURN AVE	VALLEYVIEW DR	CLAREMONT DR
BLACKBURN CT	CUL DE SAC	BLACKBURN AVE
BRYAN PL	LINCOLN ST	GRANT ST
CLAREMONT CT	CLAREMONT	CUL DE SAC
GRACE CT	CUL DE SAC	BARRETT ST
GRAND AVE	CLAREMONT AVE	BLACKBURN AVE
GRAND CT	CUL DE SAC	GRAND AVE
GRANT ST	MAIN ST	WASHINGTON ST
HIGHLAND AVE	CHICAGO AVE	GRANT ST
LAMB CT	CUL DE SAC	ANDRUS AVE
LYMAN AVE	OLD ORCHARD AVE	72ND ST
OLD ORCHARD AVE	WEBSTER ST	LYMAN AVE
ORCHARD PL	CUL DE SAC	OLD ORCHARD AVE
OSAGE AVE	VALLEYVIEW DR	BLACKBURN AVE
RIDGEVIEW ST	GRAND AVE	OSAGE AVE
ROB ROY PL	CUL DE SAC	WEBSTER ST
ROE CT	CUL DE SAC	BLACKBURN AVE
VALLEYVIEW DR	BLACKBURN AVE	OSAGE AVE
WEBSTER ST	75TH ST	72ND ST