

VILLAGE OF DOWNERS GROVE
Report for the Village Council Meeting
4/12/2016

SUBJECT:	SUBMITTED BY:
2016 Street Resurfacing Contract A	Nan Newlon Director of Public Works

SYNOPSIS

A motion is requested to award a contract for the 2016 Street Resurfacing Contract A to Geneva Construction Company of Aurora, Illinois in the amount of \$2,118,646.00.

STRATEGIC PLAN ALIGNMENT

The Goals for 2015 to 2017 identified *Top Quality Infrastructure*.

FISCAL IMPACT

The FY16 budget includes \$2,300,000 in the Capital Improvement Fund for this project.

RECOMMENDATION

Approval on the April 19, 2016 consent agenda.

BACKGROUND

This contract is a component of the 2016 Roadway Maintenance Program (CIP Project ST-004) and includes non-Motor Fuel Tax funded street maintenance, and Warren Avenue and Lot F, east of Washington Street (CIP Project P-010). The scope of this contract includes resurfacing the streets included on the attached list with a new layer of asphalt along with the repair of defective sections of pavement and concrete curb and gutter. This contract represents a portion of the budgeted roadway maintenance work. Other projects include Crack Sealing and Seal Coating Services, 2016 Resurfacing (B) and 2016 Fall Roadway Patching.

A Call for Bids (CFB) was issued and published in accordance with the Village's Purchasing Policy. Three bids were received by the due date of March 23, 2016. A synopsis of the bids is as follows:

<u>Contractor</u>	<u>Base Bid</u>	
Geneva Construction Co.	\$2,118,646.00	Low Bid
J. A. Johnson Paving Co.	\$2,187,620.92	
K-Five Construction Corp	\$2,387,836.95	

Geneva Construction Company satisfactorily completed the Village's 39th Street Resurfacing Project in 2008, the 2010 Resurfacing (A) & (B) Projects, and the paving portion of the 2014 Downers Grove Estates / Esterbrook Reconstruction Project.

ATTACHMENTS

Contract

List of Streets

Contractor Evaluation Form



CALL FOR BIDS – FIXED WORKS PROJECT

- I. Name of Company Bidding: GENEVA CONSTRUCTION CO.
- II. Instructions and Specifications:
- A. Bid No.: ST-004A-16
 - B. For: 2016 RESURFACING (A)
 - C. Bid Opening Date/Time: WEDNESDAY, MARCH 23, 2016 @10AM
 - D. Pre-Bid Conference Date/Time: N/A
 - E. Pre-Bid Conference Location: N/A
 - F. CONTRACT DOCUMENTS FOR PICKUP AT THE PUBLIC WORKS BUILDING, 5101 WALNUT AVE, DOWNERS GROVE, IL 60515
- III. Required of All Bidders:
- A. Bid Deposit: 5%
 - B. Letter of Capability of Acquiring Performance Bond: YES
 - C. Certificate of Eligibility from IDOT, Prequalified 003 HMA Plant Mix: YES
- IV. Required of Awarded Contractor(s)
- A. Performance Bond or Letter of Credit: YES
 - B. Certificate of Insurance: YES

Legal Advertisement Published: Wednesday, March 9, 2016

This document comprises 139 pages including inserted Check Sheets, Details & Quantity Summary

RETURN ORIGINAL BID IN SEALED ENVELOPE MARKED WITH THE BID NUMBER AS NOTED ABOVE TO:

SCOTT BARR
STAFF ENGINEER II
VILLAGE OF DOWNERS GROVE
5101 WALNUT AVENUE
DOWNERS GROVE, IL 60515
PHONE: 630/434-5487
FAX: 630/434-5495
www.downers.us

Village of Downers Grove – 2016 Resurfacing (A)

CALL FOR BIDS – FIXED WORKS PROJECT**Bid No.: ST-004A-16**

The VILLAGE OF DOWNERS GROVE will receive bids Monday thru Friday, 8:00 A.M. to 5:00 P.M. at the Public Works Building, 5101 Walnut Avenue, Downers Grove, IL 60515.

The Village Council reserves the right to accept or reject any and all bids, to waive technicalities and to accept or reject any item of any Bid.

The documents constituting component parts of this Contract are the following:

- I. CALL FOR BIDS
- II. TERMS & CONDITIONS
- III. GENERAL PROVISIONS
- IV. SPECIAL PROVISIONS
- V. BID & CONTRACT FORM

All Bidders MUST submit the entire bid package, with one original Bid Form. Upon formal Award, the successful Bid will automatically convert to a Contract, and the successful Bidder will receive a copy of the executed contract upon formal award of the Bid with the Notice of Award.

DO NOT DETACH ANY PORTION OF THIS DOCUMENT. INVALIDATION COULD RESULT.

Village of Downers Grove – 2016 Resurfacing (A)

I. CALL FOR BIDS and INSTRUCTIONS TO BIDDERS**1. GENERAL**

- 1.1 Notice is hereby given that Village of Downers Grove will receive sealed bids up to: **WEDNESDAY, MARCH 23, 2016 @ 10:00 AM.**
 - 1.2 Defined Terms:
 - 1.2.1 Village – the Village of Downers Grove acting through its officers or agents.
 - 1.2.2 Contract Documents – this document plus any drawings issued therewith, any addenda and the Bidder's completed proposal, bonds and all required certifications.
 - 1.2.3 Bid – this document completed by an individual or entity and submitted to the Village.
 - 1.2.4 Bidder – the individual or entity who submits or intends to submit a bid proposal to the Village.
 - 1.2.5 Contractor – the individual or entity whose bid is selected by the Village and who enters into a contract with the Village.
 - 1.2.6 Work – the construction or service defined herein.
 - 1.2.7 Day – unless otherwise stated all references to day "Day" "Days", "day" or "days" shall refer to calendar days.
 - 1.2.8 Proposal Guaranty – the required bid deposit.
 - 1.3 Bids must be received at the Village by the time and date specified. Bids received after the specified time and date will not be accepted and will be returned unopened to the Bidder.
 - 1.4 Bids shall be sent to the Village of Downers Grove, ATTN: Scott Barr in a sealed envelope marked "SEALED BID for 2016 SIDEWALK REHABILITATION PROJECT". The envelope shall be marked with the name of the project, date, and time set for receipt of Bids. The bid package may be submitted any time prior to the time set for receipt of Bids.
 - 1.5 All Bids must be submitted on the forms supplied by the Village and signed by a proper official of the company submitting the Bid. Telephone, email and fax Bids will not be accepted.
 - 1.6 Under penalty of perjury, the Bidder certifies by submitting this Bid that he has not acted in collusion with any other Bidder or potential Bidder.
- 2. BID PREPARATION**
- 2.1 It is the responsibility of the Bidder to carefully examine the Contract Documents and to be familiar with all of the requirements, stipulations, provisions, and conditions surrounding the proposed Work.

Village of Downers Grove – 2016 Resurfacing (A)

- 2.2 The Bidder shall inspect the site of the proposed Work in detail, investigate and become familiar with all the local conditions affecting the Work and become fully acquainted with the detailed requirements of the Work. Submitting a Bid shall be a conclusive assurance and warranty that the Bidder has made these examinations and that the Bidder understands all requirements for the performance of the Work. If the Bid is accepted, the Bidder will be responsible for all errors in the Bid resulting from his willing or neglectful failure to comply with these instructions. IN NO CASE WILL THE VILLAGE BE RESPONSIBLE FOR ANY COSTS, EXPENSES, LOSSES OR CHANGES IN ANTICIPATED MARGINS OF PROFIT RESULTING FROM THE WILLING OR NEGLECTFUL FAILURE OF THE BIDDER TO MAKE THESE EXAMINATIONS. THE VILLAGE WILL NOT BE RESPONSIBLE FOR ANY COSTS, EXPENSES, LOSSES OR CHANGES IN ANTICIPATED MARGINS OF PROFIT RESULTING FROM THE WILLING OR NEGLECTFUL FAILURE OF THE CONTRACTOR TO PROVIDE THE KNOWLEDGE, EXPERIENCE AND ABILITY TO PERFORM THE WORK REQUIRED BY THIS CONTRACT. No changes in the prices, quantities or contract provisions shall be made to accommodate the inadequacies of the Bidder, which might be discovered subsequent to award of contract. The Bidder shall take no advantage of any error or omission in the Contract Documents nor shall any error or omission in the Contract Documents serve as the basis for an adjustment of the amounts paid to the Bidder.
- 2.3 When the Contract Documents include information pertaining to subsurface explorations, borings, test pits, and other preliminary investigations, such information is included solely for the convenience of the Bidder. *The Village assumes no responsibility whatsoever with respect to the sufficiency of the information, and does not warrant, neither expressly nor by implication, that the conditions indicated represent those existing throughout the Work, or that unanticipated developments may not occur.*
- 2.4 Any information shown in the Contract Documents regarding the locations of underground utility facilities is included solely for the convenience of the Bidder. The Village assumes no responsibility whatsoever with respect to the sufficiency, accuracy or inadequacy of such information. It shall be the Bidder's responsibility to obtain detailed information from the respective utility companies relating to the location of their facilities and the work schedules of the utility companies for removing or adjusting them. Utilities whose facilities may be affected by the work include, but may not be limited to, the following: Nicor, ComEd, SBC, Comcast Cable, Downers Grove Sanitary District, and Village water, storm sewer, and street lighting systems.
- 2.5 No oral or telephone interpretations of specifications shall be binding upon the Village. All requests for interpretations or clarifications shall be made in writing and received by the Village at least five (5) business days prior to the date set for receipt of Bids or the pre-bid conference, if offered. The Village shall make all changes or interpretations of the Contract Documents in a written addendum and shall provide an addendum to any Bidder of record. Any and all changes to the Contract Documents are valid only if they are included by written addendum to all Bidders. Each Bidder must acknowledge receipt of any addenda by indicating same on the Bid Form. Each Bidder, by acknowledging receipt of any addenda, is responsible for the contents of the addenda and any changes to the Bid therein. Failure to acknowledge any addenda may cause the Bid to be rejected. The Village will not assume responsibility for receipt of any addenda. In all cases, it will be the Bidder's responsibility to obtain all addenda issued. Bidders will provide written acknowledgement of receipt of each addendum issued with the bid submission.

Village of Downers Grove – 2016 Resurfacing (A)

- 2.6 An estimate of the quantities of Work to be performed and the materials to be furnished is shown in the Bid Form. It is given as a basis for comparing the properly submitted Bids, and shall be used by the Village in awarding the Contract. The Village does not expressly warrant nor imply that the estimated quantities shown will correspond with those quantities required to perform the Work. No Bidder shall plead misunderstanding or deception because of such an estimate of quantities, or because of the character, location or other conditions pertaining to the Work. Payment shall be based on the actual quantities of work properly performed in accordance with the Contract, at the Contract unit prices specified. The Village reserves the right to increase, decrease or omit entirely, any or all items. No allowance will be made for any change in anticipated profits due to an increase or decrease in the original estimate of quantities.
- 2.7 The Bidder must submit his Bid on the form furnished by the Village. The Bid shall be executed properly, and Bids shall be made for all items indicated in the Bid Form. The Bidder shall indicate, in figures, a unit price or lump sum price for each of the separate items called for in the Bid Form. The Bidder shall show the products of the respective quantities and unit prices in the column provided for that purpose. The gross sum shown in the place indicated in the Bid Form shall be the summation of said products. All writing shall be with ink or typewriter, except the signature of the Bidder, which shall be written with ink.
- 2.8 In case of error in the extension of prices in the Bid, the hourly rate or unit price will govern. In case of discrepancy in the price between the written and numerical amounts, the written amount will govern.
- 2.9 All costs incurred in the preparation, submission, and/or presentation of any Bid including the Bidder's travel or personal expenses shall be the sole responsibility of the Bidder and will not be reimbursed by the Village.
- 2.10 The Bidder hereby affirms and states that the prices quoted herein constitute the total cost to the Village for all work involved in the respective items, as well as the materials to be furnished in accordance with the collective requirements of the Contract Documents. The Bidder also affirms that this cost includes all insurance, bonds, royalties, transportation charges, use of all tools and equipment, superintendence, overhead expense, profits and other work, services and conditions necessarily involved in the work to be done.
- 2.11 The Bidder shall complete and submit with the Bid an "Affidavit" (IDOT Form BC-57, or similar) listing all uncompleted contracts, including subcontract work; all pending low bids not yet awarded or rejected, and equipment available.
- 2.12 The Bidder shall complete and submit with the Bid a "Municipal Reference List" indicating other municipalities for which the Bidder has successfully performed similar work.
- 3. PRE-BID CONFERENCE**
- 3.1 A pre-bid conference may be offered to provide additional information, inspection or review of current facilities or equipment, and to provide an open forum for questions from Bidders. This pre-bid conference is not mandatory (unless stated "Required" on the cover of this document), but attendance by Bidders is strongly advised as this will be the last opportunity to ask questions concerning the Bid.

Village of Downers Grove – 2016 Resurfacing (A)

3.2 Questions may be posed in writing to the Village (faxed and emailed questions are acceptable), but must be received by the Village prior to the scheduled time for the pre-bid conference. Questions received will be considered at the conference. An addendum may be issued as a result of the pre-bid conference. Such an addendum is subject to the provisions for issuance of an addendum as set forth in Section 2.5 above.

3.3 No Contract Documents will be issued after the pre-bid conference except to attendees.

4. **BID SUBMISSION**

4.1 An original copy of the sealed bid marked as indicated in Section 1 shall be submitted to the Village.

4.2 A bid deposit will be required, which shall not exceed ten percent (10%) of the estimated cost of the work to be furnished. Such bid deposit shall be in the form of a bid bond, certified check, cash or money order. Checks shall be drawn upon a bank of good standing payable to the order of the Village and said deposit shall be forfeited to the Village in the event the Bidder neglects or refuses to enter into a contract and bond when required, with approved sureties, to execute the Work or furnish the material for the price mentioned in his Bid and according to the plans and specifications in case the contract shall be awarded to him.

4.3 Bids shall be publicly opened at the hour and place indicated above.

5. **BID MODIFICATION OR WITHDRAWAL**

5.1 A Bid that is in the possession of the Village may be altered by a letter bearing the signature or name of the person authorized for submitting a Bid, provided that it is received prior to the time and date set for the bid opening. Telephone, email or verbal alterations of a Bid will not be accepted.

5.2 A Bid that is in the possession of the Village may be withdrawn by the Bidder, up to the time set for the bid opening, by a letter bearing the signature or name of the person authorized for submitting Bids. Bids may not be withdrawn after the bid opening and shall remain valid for a period of ninety (90) days from the date set for the bid opening, unless otherwise specified.

5.3 Any Bidder who does not submit a Bid is requested to return the enclosed Statement of "No Bid" postcard. Bidders not submitting Bids or "No Bid Statement" may otherwise be removed from the Village's bid mailing list.

6. **BID REJECTION**

6.1 Bids that contain omissions, erasures, alterations, additions not called for, conditional bids or alternate bids not called for, or irregularities of any kind, shall be rejected as informal or insufficient. Bids otherwise acceptable, which are not accompanied by the proper Proposal Guaranty, shall also be rejected as informal or insufficient. The Village reserves the right however, to reject any or all Bids and to waive such technical error as may be deemed best for the interest of the Village.

7. **BIDDER COMPETENCY**

7.1 No Bid will be accepted from or contract awarded to any person, firm or corporation that is in arrears or is in default upon any debt or contract. The Bidder, if requested, must present evidence to the Village of ability and possession of necessary facilities, and financial resources to comply with the terms of the Contract Documents. Evidence must be presented within three (3) business days.

Village of Downers Grove – 2016 Resurfacing (A)

8. BIDDER DISQUALIFICATION

- 8.1 Any one or more of the following causes may be considered as sufficient for the disqualification of a Bidder and the rejection of their Bid.
- 8.1.1 More than one Bid for the same Work from an individual, firm partnership, or corporation under the same or different names.
- 8.1.2 Evidence of collusion among Bidders.
- 8.1.3 Unbalanced Bids in which the prices for some items are substantially out of proportion to the prices for other items.
- 8.1.4 Failure to submit a unit price for each item of Work listed in the Bid Form.
- 8.1.5 Lack of competency as revealed by financial statement or experience questionnaire.
- 8.1.6 Unsatisfactory performance record as shown by past work, judged from the standpoint of workmanship and progress.
- 8.1.7 Uncompleted work which, in the judgment of the Village, might hinder or prevent the prompt completion of this Work.
- 8.1.8 Failure to submit a signed Bidder's Certificate stating the following:
- 8.1.8.1 That the Bidder is not barred from bidding on this Contract as a result of a violation of Sections 720 ILCS 5/33-E3 and 720 ILCS 5/33-E4 of the Illinois Compiled Statutes; and
- 8.1.8.2 The Bidder is not delinquent in the payment of any tax administered by the Illinois Department of Revenue; and
- 8.1.8.3 The Bidder will maintain the types and levels of insurance required by the terms of this contract; and
- 8.1.8.4 The Bidder will comply with the Illinois Prevailing Wage Act, 820 ILCS 130/1 *et seq.*

9. BASIS OF AWARD

- 9.1 The Village reserves the exclusive right to accept or reject any and all Bids or to waive sections, technicalities and irregularities, or to accept or reject any Bid or any item of any Bid.

10. AWARD OF CONTRACT

- 10.1 Unless the Village exercises its right to reject all Bids, the Contract will be awarded to that responsible Bidder whose Bid, conforming to the Contract Documents, will be most advantageous to the Village, price and other factors considered. (the credentials, financial information, bonding capacity, insurance protection, qualifications of the labor and management of the firm, past experience and ability to complete the project within time frame required - lowest responsible

Village of Downers Grove – 2016 Resurfacing (A)

bidder)

- 10.2 Unless otherwise specified, if a Contract is not awarded within ninety (90) days after the opening of Bids, a Bidder may file a written request with the Village for the withdrawal of their Bid. The Village will have a maximum of ten (10) days after the receipt of such request to award the Contract or release the Bidder from further obligation by return of the Bidder's bid deposit. Any attempt or actual withdrawal or cancellation of a Bid by the awarded contractor who has been notified by the Village of the acceptance of said Bid shall be considered a breach of contract.

11. RETURN OF BID DEPOSIT

- 11.1 The bid deposit of all except the three (3) lowest responsive bidders on each contract will be returned within fifteen (15) days after the opening of Bids. The remaining bid deposits of each contractor will be returned within fifteen (15) days after the Village Council has awarded the contract and the required appurtenances to the contract have been received.

12. FAILURE TO ENTER INTO CONTRACT

- 12.1 Failure on the part of the successful Bidder to execute a Contract and provide acceptable bonds, as provided herein, within ten (10) days from the date of receipt of the Contract and Notice of Award from the Village, will be considered as just cause for the revocation of the award. The Bidder's bid security shall then be forfeited to the Village, not as a penalty but in payment of liquidated damages sustained as a result of such failure.

- 12.2 The Bidder shall not be allowed to claim lack of receipt where the Contract and Notice of Award was mailed by U.S. Postal Services certified mail to the business address listed in his Bid. In case the Village does not receive evidence of receipt within ten (10) days of the date of Notice of Award, the Village may revoke the award. The Bidder shall then forfeit the bid security to the Village, not as a penalty but in payment of liquidated damages sustained as the result of such failure to execute the Contract.

- 12.3 By submitting a Bid, the Bidder understands and agrees that, if his Bid is accepted, and he fails to enter into a contract forthwith, he shall be liable to the Village for any damages the Village may thereby suffer.

13. SECURITY FOR PERFORMANCE

- 13.1 The successful Bidder shall, within ten (10) days after acceptance of the Bidder's Bid by the Village, furnish a Performance Bond and a Materials and Labor Payment Bond acceptable to the Village in the full amount of the Bid. Said bonds shall guarantee the Bidder's performance under the Contract Documents and shall guarantee payment of all subcontractors and material suppliers. Any bond shall include a provision as will guarantee faithful performance of the Illinois Prevailing Wage Act, 820 ILCS 130/1 et seq.

14. TAX EXEMPTION

- 14.1 The Village is exempt from Illinois sales or use tax for direct purchases of materials and supplies. A copy of the Illinois Sales Tax Exemption Form will be issued upon request. The Village's federal identification number will also be provided to the selected Bidder.

15. RESERVED RIGHTS

Village of Downers Grove – 2016 Resurfacing (A)

15.1 The Village reserves the right to waive sections, irregularities, technicalities and informalities to this Contract and to accept any Bid and to reject any and all Bids and to disapprove of any and all subcontractors as may be in the best interest of the Village. Time and date requirements for receipt of Bids, however, will not be waived.

16. CATALOGS AND SHOP DRAWINGS

16.1 Each Bidder shall submit catalogs, descriptive literature, and detailed drawings, where applicable, to fully illustrate and describe the work or material he proposes to furnish.

17. TRADE NAMES AND SUBSTITUTIONS

17.1 Certain materials and equipment are specified by a manufacturer or trade name to establish standards or quality and performance and not for the purpose of limiting competition. Products of other manufacturers may be substituted, if, in the opinion of the Village, they are equal to those specified in quality, performance, design, and suitability for intended use. If the Bidder proposes to furnish an "equal", the proposed "equal" item must be so indicated in the written Bid. Where two or more items are specified, the selection among those specified is the Bidder's option, or he may submit his Bid on all such items. Detail specification sheets shall be provided by Bidder for all substituted items.

Village of Downers Grove – 2016 Resurfacing (A)

II. TERMS AND CONDITIONS**18. VILLAGE ORDINANCES**

18.1 The successful Bidder, now the Contractor, will strictly comply with all ordinances of the Village of Downers Grove and laws of the State of Illinois.

19. USE OF VILLAGE'S NAME

19.1 The Contractor is specifically denied the right of using in any form or medium the name of the Village for public advertising unless the Village grants express permission.

20. HOURS OF WORK

20.1 The Contractor shall do no work between the hours of 7:00 p.m. and 7:00 a.m., nor on Saturdays, Sundays or legal holidays, unless otherwise approved in writing by the Village. However, such work may be performed at any time if necessary, for the proper care and protection of work already performed, or in case of an emergency. All after-hour work is still subject to the permission of the Village. Any work, including the starting and/or idling of vehicles or machinery, or a congregation of workers prior to starting work, which may cause any noise level that can be heard by adjacent residents, performed outside of these hours of work and not authorized by the Village shall be subject to a fine of \$250 per day, per violation.

21. PERMITS AND LICENSES

21.1 The Contractor shall obtain all necessary permits and licenses required to complete the Work. The cost of acquisition of all necessary permits, bonds, insurance and services as specified herein shall be considered INCIDENTAL, and no additional compensation will be allowed the Contractor.

22. INSPECTION

22.1 The Village shall have a right to inspect, by its authorized representative, any material, components or workmanship as herein specified. Materials, components or workmanship that have been rejected by the Village as not in accordance with the terms of the contract specifications shall be replaced by the Contractor at no cost to the Village.

23. DELIVERIES

23.1 All materials shipped to the Village must be shipped F.O.B. designated location, Downers Grove, Illinois.

24. SPECIAL HANDLING

24.1 Prior to delivery of any product that is caustic, corrosive, flammable or dangerous to handle, the Contractor will provide written directions as to methods of handling such products, as well as the antidote or neutralizing material required for its first aid before delivery. Contractor shall also notify the Village and provide material safety data sheets for all substances used in connection with this Contract which are defined as toxic under the Illinois Toxic Substances Disclosure to Employees Act.

25. NONDISCRIMINATION

25.1 Contractor shall, as a party to a public contract:

25.1.1 Refrain from unlawful discrimination in employment and undertake affirmative action to assure equality of employment opportunity and eliminate the effects of past discrimination;

Village of Downers Grove – 2016 Resurfacing (A)

25.1.2 By submission of this Bid, the Contractor certifies that he is an "equal opportunity employer" as defined by Section 2000(e) of Chapter 21, Title 42, U.S. Code Annotated and Executive Orders #11246 and #11375, which are incorporated herein by reference. The Equal Opportunity clause, Section 6.1 of the Rules and Regulations of the Department of Human Rights of the State of Illinois, is a material part of any contract awarded on the basis of this Bid.

25.2 It is unlawful to discriminate on the basis of race, color, sex, national origin, ancestry, age, marital status, physical or mental handicap or unfavorable discharge for military service. Contractor shall comply with standards set forth in Title VII of the Civil Rights Act of 1964, 42 U.S.C. Sec. 2000 et seq., The Human Rights Act of the State of Illinois, 775 ILCS 5/1-101 et. seq., and The Americans With Disabilities Act, 42 U.S.C. Sec. 12101 et. seq.

26. SEXUAL HARASSMENT POLICY

26.1 The Contractor, as a party to a public contract, shall have a written sexual harassment policy that:

26.1.1 Notes the illegality of sexual harassment;

26.1.2 Sets forth the State law definition of sexual harassment;

26.1.3 Describes sexual harassment utilizing examples;

26.1.4 Describes the Contractor's internal complaint process including penalties;

26.1.5 Describes the legal recourse, investigative and complaint process available through the Illinois Department of Human Rights and the Human Rights Commission and how to contact these entities; and

26.1.6 Describes the protection against retaliation afforded under the Illinois Human Rights Act.

27. EQUAL EMPLOYMENT OPPORTUNITY

27.1 In the event of the Contractor's non-compliance with the provisions of this Equal Employment Opportunity Clause, the Illinois Human Rights Act or the Rules and Regulations of the Illinois Department of Human Rights ("Department"), the Contractor may be declared ineligible for future contracts or subcontracts with the State of Illinois or any of its political subdivisions or municipal corporations, and the contract may be canceled or voided in whole or in part, and such other sanctions or penalties may be imposed or remedies invoked as provided by statute or regulation. During the performance of this Contract, the Contractor agrees as follows:

27.1.1 That it will not discriminate against any employee or applicant for employment because of race, color, religion, sex, marital status, national origin or ancestry, age, physical or mental disability unrelated to ability, military status, order of protection status, sexual orientation, sexual identity, or an unfavorable discharge from military service; and further that it will examine all job classifications to determine if minority persons or women are underutilized and will take appropriate affirmative action to rectify any such underutilization.

27.1.2 That, if it hires additional employees in order to perform this Contract or any portion thereof,

Village of Downers Grove – 2016 Resurfacing (A)

it will determine the availability (in accordance with the Department's Rules and Regulations) of minorities and women in the area(s) from which it may reasonably recruit and it will hire for each job classification for which employees are hired in such a way that minorities and women are not underutilized.

- 27.1.3 That, in all solicitations or advertisements for employees placed by it or on its behalf, it will state that all applicants will be afforded equal opportunity without discrimination because of race, color, religion, sex, marital status, national origin or ancestry, age, physical or mental disability unrelated to ability, military status, order of protection status, sexual orientation, or an unfavorable discharge from military services.
- 27.1.4 That it will send to each labor organization or representative of workers with which it has or is bound by a collective bargaining or other agreement or understanding, a notice advising such labor organization or representative of the Contractor's obligations under the Illinois Human Rights Act and the Department's Rules and Regulations. If any such labor organization or representative fails or refuses to cooperate with the Contractor in its efforts to comply with such Act and Rules and Regulations, the Contractor will promptly so notify the Department and the contracting agency and will recruit employees from other sources when necessary to fulfill its obligations thereunder.
- 27.1.5 That it will submit reports as required by the Department's Rules and Regulations, furnish all relevant information as may from time to time be requested by the Department or the contracting agency, and in all respects comply with the Illinois Human Rights Act and the Department's Rules and Regulations.
- 27.1.6 That it will permit access to all relevant books, records, accounts and work sites by personnel of the contracting agency and the Department for purpose of investigation to ascertain compliance with the Illinois Human Rights Act and the Department's Rules and Regulations.
- 27.1.7 That it will include verbatim or by reference the provisions of this clause in every subcontract it awards under which any portion of the contract obligations are undertaken or assumed, so that such provisions will be binding upon such subcontractor. In the same manner as with other provisions of this Contract, the Contractor will be liable for compliance with applicable provisions of this clause by such subcontractors; and further it will promptly notify the contracting agency and the Department in the event any subcontractor fails or refuses to comply therewith. In addition, the Contractor will not utilize any subcontractor declared by the Illinois Human Rights Commission to be ineligible for contracts or subcontracts with the State of Illinois or any of its political subdivision or municipal corporations.

28. DRUG FREE WORK PLACE

28.1 Contractor, as a party to a public contract, certifies and agrees that it will provide a drug free workplace by:

28.1.1 Publishing a statement:

- (1) Notifying employees that the unlawful manufacture, distribution, dispensation, possession or use of a controlled substance, including cannabis, is prohibited in the Village's or Contractor's workplace.
- (2) Specifying the actions that will be taken against employees for violations of such

Village of Downers Grove – 2016 Resurfacing (A)

prohibition.

(3) Notifying the employee that, as a condition of employment on such contract or grant, the employee will:

(A) abide by the terms of the statement; and

(B) notify the employer of any criminal drug statute conviction for a violation occurring in the workplace no later than five (5) days after such conviction.

28.1.2 Establishing a drug free awareness program to inform employees about:

(1) the dangers of drug abuse in the workplace;

(2) the Village's or Contractor's policy of maintaining a drug free workplace;

(3) any available drug counseling, rehabilitation and employee assistance programs;

(4) the penalties that may be imposed upon employees for drug violations.

28.1.3 Providing a copy of the statement required by subparagraph 1.1 to each employee engaged in the performance of the contract or grant and to post the statement in a prominent place in the workplace.

28.1.4 Notifying the contracting or granting agency within ten (10) days after receiving notice under part (3)(B) of subparagraph 1.1 above from an employee or otherwise receiving actual notice of such conviction.

28.1.5 Imposing a sanction on, or requiring the satisfactory participation in a drug abuse assistance or rehabilitation program by, any employee who is so convicted as required by section 5 of the Drug Free Workplace Act.

28.1.6 Assisting employees in selecting a course of action in the event drug counseling, treatment and rehabilitation is required and indicating that a trained referral team is in place.

28.1.7 Making a good faith effort to continue to maintain a drug free workplace through implementation of the Drug Free Workplace Act.

29. SUBSTANCE ABUSE PREVENTION ON PUBLIC WORKS PROJECTS ACT

29.1 In the event this is a public works project as defined under the Prevailing Wage Act, 820 ILCS 130/2, Contractor agrees to comply with the Substance Abuse Prevention on Public Works Projects Act, 820 ILCS 265/1 *et seq.*, and further agrees that all of its subcontractors shall comply with such Act. As required by the Act, Contractor agrees that it will file with the Village prior to commencing work its written substance abuse prevention program and/or that of its subcontractor(s) which meet or exceed the requirements of the Act.

30. PREVAILING WAGE ACT

30.1 Contractor agrees to comply with the Illinois Prevailing Wage Act, 820 ILCS 130/1 *et seq.*, for all work completed under this Contract. Contractor agrees to pay the prevailing wage and require that all of its subcontractors pay prevailing wage to any laborers, workers or mechanics who perform work pursuant to this Contract or related subcontract. For applicable rates, go to the State of Illinois – Department of Labor website (www.state.il.us/agency/idol/rates/rates.HTM) and use the most current DuPage County rate. The Department revises the prevailing wage rates and the Contractor or subcontractor has an obligation to check the Department's website for revisions to prevailing wage rates throughout the duration of this Contract.

Village of Downers Grove – 2016 Resurfacing (A)

- 30.2 Contractor and each subcontractor shall keep or cause to be kept accurate records of all laborers, mechanics and other workers employed by them on the public works project, which records must include each worker's name, address, telephone number when available, social security number, classification, hourly wage paid (including itemized hourly cash and fringe benefits paid in each pay period), number of hours worked each day, and the starting and ending times of work each day. These records shall be open to inspection at all reasonable hours by any representative of the Village or the Illinois Department of Labor and must be preserved for five (5) years from the date of the last payment on the public work.
- 30.3 Since this is a contract for a public works project, as defined in 820 ILCS 130/2, Contractor agrees to post at the job site in an easily accessible place, the prevailing wages for each craft or type of worker or mechanic needed to execute the contract or work to be performed.
- 30.4 Because this is a public works project as defined under the Prevailing Wage Act, 820 ILCS 130/2, any and all contractors and subcontractors shall submit certified payroll records to the Village no later than the tenth (10th) day of each calendar month for the immediately preceding month in which construction on a public works project has occurred. **WITHOUT THIS PAPERWORK, NO INVOICE SHALL BE PAID BY THE VILLAGE.** Contractors and subcontractors must also submit a statement affirming that the records are true and accurate, that the wages paid to each worker are not less than the prevailing rate, and that the contractor and subcontractor are aware that filing false records is a Class A misdemeanor. The records must include the name, address, telephone number, social security number, job classification, hours of work, hourly rate, and start and end time of work each day for every worker employed on the public work. The Village reserves the right to check the pay stubs of the workers on the job. The Village further cautions that payment for any services rendered pursuant to this Contract may be predicated upon receipt of said records.
- 30.5 In the event that this is a construction project where Motor Fuel tax monies or state grant monies are used in the construction, maintenance and extension of municipal streets, traffic control signals, street lighting systems, storm sewers, pedestrian subways or overhead crossings, sidewalks and off-street parking facilities, and the like, the Village will require an Apprenticeship and Training Certification, attached after the Bidder's Certification.
- 30.6 Any bond furnished as security for performance shall include a provision as will guarantee faithful performance of the Illinois Prevailing Wage Act, 820 ILCS 130/1 et seq.

31. PATRIOT ACT COMPLIANCE

- 31.1 The Contractor represents and warrants to the Village that neither it nor any of its principals, shareholders, members, partners, or affiliates, as applicable, is a person or entity named as a Specially Designated National and Blocked Person (as defined in Presidential Executive Order 13224) and that it is not acting, directly or indirectly, for or on behalf of a Specially Designated National and Blocked Person. The Contractor further represents and warrants to the Village that the it and its principals, shareholders, members, partners, or affiliates, as applicable are not, directly or indirectly, engaged in, and are not facilitating, the transactions contemplated by this Contract on behalf of any person or entity named as a Specially Designated National and Blocked Person. The Contractor hereby agrees to defend, indemnify and hold harmless the Village, and its elected or appointed officers, employees, agents, representatives, engineers and attorneys, from and against any and all claims, damages, losses, risks, liabilities and expenses (including reasonable attorney's

Village of Downers Grove – 2016 Resurfacing (A)

fees and costs) arising from or related to any breach of the foregoing representations and warranties.

32. INSURANCE REQUIREMENTS

32.1 Prior to starting the Work, Contractor and any Subcontractors shall procure, maintain and pay for such insurance as will protect against claims for bodily injury or death, or for damage to property, including loss of use, which may arise out of operations by the Contractor or Subcontractor or any Sub-Sub Contractor or by anyone employed by any of them, or by anyone for whose acts any of them may be liable. Such insurance shall not be less than the greater of coverages and limits of liability specified below or any coverages and limits of liability specified in the Contract Documents or coverages and limits required by law unless otherwise agreed to by the Village.

Workers Compensation	\$500,000	Statutory
Employers Liability	\$1,000,000	Each Accident
	\$1,000,000	Disease Policy Limit
	\$1,000,000	Disease Each Employee
Comprehensive General Liability	\$2,000,000	Each Occurrence
	\$2,000,000	Aggregate
		<i>(Applicable on a Per Project Basis)</i>
Commercial Automobile Liability	\$1,000,000	Each Accident
Professional Errors & Omissions	\$2,000,000	Each Claim
(pursuant to section.9 below)	\$2,000,000	Annual Aggregate
Umbrella Liability	\$ 5,000,000	

32.2 Comprehensive General Liability Insurance required under this paragraph shall be written on an occurrence form and shall include coverage for Products/Completed Operations, Personal Injury with Employment Exclusion (if any) deleted, Blanket XCU and Blanket Contractual Liability insurance applicable to defense and indemnity obligations and other contractual indemnity assumed under the Contract Documents. The limit must be on a "Per Project Basis".

32.3 Commercial Automobile Liability Insurance required under this paragraph shall include coverage for all owned, hired and non-owned automobiles.

32.4 Workers Compensation coverage shall include a waiver of subrogation against the Village.

32.5 Comprehensive General Liability, Employers Liability and Commercial Automobile Liability Insurance may be arranged under single policies for full minimum limits required, or by a combination of underlying policies with the balance provided by Umbrella and/or Excess Liability policies.

Village of Downers Grove – 2016 Resurfacing (A)

- 32.6 Contractor and all Subcontractors shall have their respective Comprehensive General Liability (including products/completed operations coverage), Employers Liability, Commercial Automobile Liability, and Umbrella/Excess Liability policies endorsed to add the "Village of Downers, its officers, officials, employees and volunteers" as "additional insureds" with respect to liability arising out of operations performed; claims for bodily injury or death brought against the Village by any Contractor or Subcontractor employees, or the employees of Subcontractor's subcontractors of any tier, however caused, related to the performance of operations under the Contract Documents. Such insurance afforded to the Village shall be endorsed to provide that the insurance provided under each policy shall be *Primary and Non-Contributory*.
- 32.7 Contractor and all Subcontractors shall maintain in effect all insurance coverages required by the Contract Documents at their sole expense and with insurance carriers licensed to do business in the State of Illinois and having a current A. M. Best rating of no less than A- VIII. In the event that the Contractor or any Subcontractor fails to procure or maintain any insurance required by the Contract Documents, the Village may, at its option, purchase such coverage and deduct the cost thereof from any monies due to the Contractor or Subcontractor, or withhold funds in an amount sufficient to protect the Village, or terminate this Contract pursuant to its terms.
- 32.8 All insurance policies shall contain a provision that coverages and limits afforded hereunder shall not be canceled, materially changed, non-renewed or restrictive modifications added, without thirty (30) days prior written notice to the Village. Renewal certificates shall be provided to the Village not less than five (5) days prior to the expiration date of any of the required policies. All Certificates of Insurance shall be in a form acceptable to the Village and shall provide satisfactory evidence of compliance with all insurance requirements. The Village shall not be obligated to review such certificates or other evidence of insurance, or to advise Contractor or Subcontractor of any deficiencies in such documents, and receipt thereof shall not relieve the Contractor or Subcontractor from, nor be deemed a waiver of the right to enforce the terms of the obligations hereunder. The Village shall have the right to examine any policy required and evidenced on the Certificate of Insurance.
- 32.9 If the Work under the Contract Documents includes design, consultation, or any other professional services, Contractor or the Subcontractor shall procure, maintain, and pay for Professional Errors and Omissions insurance with limits of not less than \$2,000,000 per claim and \$2,000,000 annual aggregate. If such insurance is written on a claim made basis, the retrospective date shall be prior to the start of the Work under the Contract Documents. Contractor and all Subcontractors agree to maintain such coverage for three (3) years after final acceptance of the Project by the Village or such longer period as the Contract Documents may require. Renewal policies during this period shall maintain the same retroactive date.
- 32.10 Any deductibles or self-insured retentions shall be the sole responsibility of the Insured. At the option of the Village, either: the insurer shall reduce or eliminate such deductibles or self-insured retentions as respects the Village, its officers, officials, employees and volunteers; or the Contractor shall procure a bond guaranteeing payment of losses and related investigations, claim administration and defense expenses.
- 33. INDEMNITY AND HOLD HARMLESS AGREEMENT**
- 33.1 To the fullest extent permitted by law, the Contractor shall indemnify, keep and save harmless the Village and its agents, officers, and employees, against all injuries, deaths, strikes, losses, damages,

Village of Downers Grove – 2016 Resurfacing (A)

claims, suits, liabilities, judgments, costs and expenses, which may arise directly or indirectly from any negligence or from the reckless or willful misconduct of the Contractor, its employees, or its subcontractors.

- 33.2 The Contractor shall at its own expense, appear, defend and pay all charges of attorneys and all costs and other expenses arising therefrom or incurred in connection therewith, and, if any judgment shall be rendered against the Village in any such action, the Contractor shall, at its own expense, satisfy and discharge the same. This agreement shall not be construed as requiring the Contractor to indemnify the Village for its own negligence. The Contractor shall indemnify, keep and save harmless the Village only where a loss was caused by the negligent, willful or reckless acts or omissions of the Contractor, its employees, or its subcontractors.

34. SUBLETTING OF CONTRACT

- 34.1 No contract awarded by the Village shall be assigned or any part subcontracted without the written consent of the Village. In no case shall such consent relieve the Contractor from his obligation or change the terms of this Contract.

All approved subcontracts shall contain language which incorporates the terms and conditions of this Contract.

35. TERMINATION OF CONTRACT

- 35.1 The Village reserves the right to terminate the whole or any part of this Contract, upon written notice to the Contractor, for any reason.
- 35.2 The Village further reserves the right to terminate the whole or any part of this Contract, upon written notice to the Contractor, in the event of default by the Contractor. Default is defined as failure of the Contractor to perform any of the provisions of this Contract or failure to make sufficient progress so as to endanger performance of this Contract in accordance with its terms. In the event that the Contractor fails to cure the default upon notice, and the Village declares default and termination, the Village may procure, upon such terms and in such manner as it may deem appropriate, supplies or services similar to those so terminated. The Village may also contact the issuer of the Performance Bond to complete the Work. The Contractor shall be liable for any excess costs for such similar supplies or services. Any such excess costs incurred by the Village may be set-off against any monies due and owing by the Village to the Contractor.

36. BILLING AND PAYMENT PROCEDURES

- 36.1 Payment will be made upon receipt of an invoice referencing Village purchase order number. Once an invoice and receipt of materials or service have been verified, the invoice will be processed for payment in accordance with the Village's payment schedule. The Village will comply with the Local Government Prompt Payment Act, 50 ILCS 505/1 et seq., in that any bill approved for payment must be paid or the payment issued to the Contractor within 60 days of receipt of a proper bill or invoice. If payment is not issued to the Contractor within this 60 day period, an interest penalty of 1.0% of any amount approved and unpaid shall be added for each month or fraction thereof after the end of this 60 day period, until final payment is made.
- 36.2 The Village shall review each bill or invoice in a timely manner after its receipt. If the Village determines that the bill or invoice contains a defect making it unable to process the payment request, the Village shall notify the Contractor as soon as possible after discovering the defect pursuant to

Village of Downers Grove – 2016 Resurfacing (A)

rules promulgated under 50 ILCS 505/1 et seq. The notice shall identify the defect and any additional information necessary to correct it.

- 36.3 As this Contract is for work defined as a “fixed public work” project under the Illinois Prevailing Wage Act, 820 ILCS 130/2, any contractor or subcontractor is required to submit certified payroll records along with the invoice. No invoice shall be paid without said records.
- 36.4 Please send all invoices to the attention of: Village of Downers Grove, Public Works, 5101 Walnut, Downers Grove, IL 60515.

37. COMPLIANCE WITH OSHA STANDARDS

- 37.1 Equipment supplied to the Village must comply with all requirements and standards as specified by the Occupational Safety and Health Act. All guards and protectors as well as appropriate markings will be in place before delivery. Items not meeting any OSHA specifications will be refused.

38. CERCLA INDEMNIFICATION

- 38.1 The Contractor shall, to the maximum extent permitted by law, indemnify, defend, and hold harmless the Village, its officers, employees, agents, and attorneys from and against any and all liability, including without limitation, costs of response, removal, remediation, investigation, property damage, personal injury, damage to natural resources, health assessments, health settlements, attorneys' fees, and other related transaction costs arising under the Comprehensive Environmental Response, Compensation, and Liability Act (CERCLA) of 1980, 42 U.S.C.A. Sec. 9601, et seq., as amended, and all other applicable statutes, regulations, ordinances, and under common law for any release or threatened release of the waste material collected by the Contractor, both before and after its disposal.
- 38.2 If the Contractor encounters any waste material governed by the above Act, it shall immediately notify the Village and stop working in the area until the above requirements can be met.

39. COPYRIGHT or PATENT INFRINGEMENT

- 39.1 The Contractor agrees to indemnify, defend, and hold harmless the Village against any suit, claim, or proceeding brought against the Village for alleged use of any equipment, systems, or services provided by the Contractor that constitutes a misuse of any proprietary or trade secret information or an infringement of any patent or copyright.

40. BUY AMERICA

- 40.1 The Contractor agrees to comply with 49 U.S.C.5323(j), the Federal Transportation Administration's (FTA) Buy America regulations at 49 C.F.R. Part 661, and any amendments thereto, and any implementing guidance issued by the FTA, with respect to this Contract, when financed by Federal funds (through a grant agreement or cooperative agreement).
- 40.2 As a condition of responsiveness, the Contractor agrees to submit with its Bid submission, an executed Buy America Certificate, attached hereto.

41. CAMPAIGN DISCLOSURE

- 41.1 Any contractor, proposer, bidder or vendor who responds by submitting a bid or proposal to the Village of Downers Grove shall be required to submit with its bid submission, an executed Campaign Disclosure Certificate, attached hereto.

Village of Downers Grove – 2016 Resurfacing (A)

- 41.2 The Campaign Disclosure Certificate is required pursuant to the Village of Downers Grove Council Policy on Ethical Standards and is applicable to those campaign contributions made to any member of the Village Council.
- 41.3 Said Campaign Disclosure Certificate requires any individual or entity bidding to disclose campaign contributions, as defined in Section 9-1.4 of the Election Code (10 ILCS 5/9-1.4), made to current members of the Village Council within the five (5) year period preceding the date of the bid or proposal release.
- 41.4 By signing the bid documents, contractor/proposer/bidder/vendor agrees to refrain from making any campaign contributions as defined in Section 9-1.4 of the Election Code (10 ILCS 5/9-1.4) to any Village Council member and any challengers seeking to serve as a member of the Downers Grove Village Council.
- 42. GUARANTEE PERIOD**
- 42.1 The Contractor shall guarantee all work and provide a maintenance bond for the full amount of the contract, covering a minimum period of one (1) year after approval and acceptance of the Work. The bond shall be in such form as the Village may prescribe, unless otherwise noted in the Specifications, and shall be submitted before receiving final payment. If longer guarantee periods are required, they will be noted in the Special Provisions for this project.
- 43. SUCCESSORS AND ASSIGNS**
- 43.1 The terms of this Contract will be binding upon and inure to the benefit of the parties and their respective successors and assigns; provided, however, that neither party will assign this Contract in whole or in part without the prior written approval of the other. The Contractor will provide a list of key staff, titles, responsibilities, and contact information to include all expected subcontractors.
- 44. WAIVER OF BREACH OF CONTRACT**
- 44.1 The waiver by one party of any breach of this Contract or the failure of one party to enforce at any time, or for any period of time, any of the provisions hereof will be limited to the particular instance and will not operate or be deemed to waive any future breaches of this Contract and will not be construed to be a waiver of any provision except for the particular instance.
- 45. CHANGE ORDERS**
- 45.1 The contract price is a "not-to-exceed" cost. At any time additional work is necessary or requested, and the not-to-exceed price is increased thereby, all parties must agree to any change, addition or price increase in writing.
- 45.2 Change orders for public works projects which authorize an increase in the contract price that is 50% or more of the original contract price or that authorize or necessitate any increase in the price of a subcontract under the contract that is 50% or more of the original subcontract price must be resubmitted for bidding in the same manner by which the original contract was bid. (50 ILCS 525/1)
- 46. SEVERABILITY OF INVALID PROVISIONS**
- 46.1 If any provisions of this Contract are held to contravene or be invalid under the laws of any state, country or jurisdiction, contravention will not invalidate the entire Contract, but it will be construed as if not containing the invalid provision and the rights or obligations of the parties will be construed

Village of Downers Grove – 2016 Resurfacing (A)

and enforced accordingly.

47. GOVERNING LAW

47.1 This Contract will be governed by and construed in accordance with the laws of the State of Illinois. Venue is proper only in the County of DuPage for state cases or the Northern District of Illinois for federal cases.

48. NOTICE

48.1 Any notice will be in writing and will be deemed to be effectively served when deposited in the mail with sufficient first class postage affixed, and addressed to the party at the party's place of business. Notices shall be addressed to the Village as follows:

**Village Manager
Village of Downers Grove
801 Burlington Ave.
Downers Grove, IL 60515**

And to the Contractor as designated on the Contract Form.

49. AMENDMENT

49.1 This Contract will not be subject to amendment unless made in writing and signed by all parties.

50. COOPERATION WITH FOIA COMPLIANCE

50.1 Contractor acknowledges that the Freedom of Information Act may apply to public records in possession of the Contractor or a subcontractor. Contractor and all of its subcontractors shall cooperate with the Village in its efforts to comply with the Freedom of Information Act. 5 ILCS 140/1 et. seq.

51. EMPLOYMENT OF ILLINOIS WORKERS ON PUBLIC WORKS ACT

51.1 If the work contemplated by this Contract is funded or financed in whole or in part with State Funds or funds administered by the State, Contractor agrees to comply with the terms of the Employment of Illinois Workers on Public Works Act by employing at least 90% Illinois laborers on the project. 30 ILCS 570/1 et seq. Contractor agrees further to require compliance with this Act by all of its subcontractors.

Village of Downers Grove – 2016 Resurfacing (A)

III. GENERAL PROVISIONS**1. STANDARD SPECIFICATIONS**

- 1.1 The following standards shall govern the construction of the proposed improvements:
- 1.1.1 Standard Specifications for Water and Sewer Main Construction in Illinois, Sixth Edition, 2009 (the Water & Sewer Specs.); and
 - 1.1.2 Standard Specifications for Road and Bridge Construction as adopted by the Illinois Department of Transportation, January 1, 2012; along with Supplemental Specifications and Recurring Special Provisions (collectively the “Standard Specifications”) as adopted by the Illinois Department of Transportation, January 1, 2016; and
 - 1.1.3 Water Distribution Specifications, Village of Downers Grove, Illinois, revised March, 2006.
- 1.2 These Contract Documents shall take precedence whenever there are conflicts in the wording or statements made by the above specifications and these Contract Documents.
- 1.3 Unless otherwise referenced herein, Division I of the Water and Sewer Specs and Section 102 and Articles 104.02, 104.03, 104.07, 107.02, 107.27, 107.35, 108.10, 108.11, and 108.12 of the Standard Specifications are hereby suspended.

2. COOPERATION OF CONTRACTOR

- 2.1 The Contractor will be supplied with a minimum of 2 sets of approved plans and contract assemblies including Special Provisions, one set of which the Contractor shall keep available on the work site at all times. The Contractor shall give the work site constant attention necessary to facilitate the progress thereof, and shall cooperate with the Village in every way possible.
- 2.2 The Contractor shall have on the work site at all times, as the Contractor's agent, a competent English-speaking representative capable of reading and thoroughly understanding the Contract Documents, and thoroughly experienced in the type of work being performed. The representative shall also be capable of receiving instruction from the Village, and shall have full authority to promptly respond to such instruction. He shall be capable of supplying such materials, equipment, tools, labor and incidentals as may be required. The Contractor shall not replace him without prior written notification to the Village.

3. LEGAL REGULATIONS AND RESPONSIBILITY TO THE PUBLIC

- 3.1 Section 107 of the Standard Specifications shall govern the Contractor's legal regulations and responsibility to the public, with the following additions:
- 3.1.1 PROJECT SAFETY. Add the following to Article 107.28:
 - 3.1.1.1 The Contractor shall conduct his work in such a manner as to provide an environment consistent with the safety, health and well being of those engaged in the completion of the work specified in this contract.
 - 3.1.1.2 The Contractor shall comply with all State and Federal Safety Regulations as outlined in the latest revisions of the Federal Construction Safety Standards

Village of Downers Grove – 2016 Resurfacing (A)

(Series 1926) and with applicable provisions regulations of the Occupation Safety and Health Administration and (OSHA) Standards of the Williams-Stelger Occupational Health Safety Act of 1970 (Revised). SPECIAL ATTENTION SHALL BE PAID TO COMPLIANCE WITH OSHA'S SUBPART P – EXCAVATIONS STANDARD.

- 3.1.1.3 The Contractor and Village shall each be responsible for their own respective agents and employees.
- 3.1.1.4 The Contractor shall, prior to performing any work, request information from the Village regarding any existing confined spaces owned by the Village that may be entered in the course of the work, and shall obtain all required confined space entry permits prior to entering any confined spaces. Contractor shall follow all current laws and regulations with regard to confined space entry. Contractor shall maintain and, upon request, provide full documentation of compliance with the appropriate confined space permits for each separate confined space entered on the project.
- 3.1.2 **BACKING PRECAUTIONS.** Pursuant to Sections 14-139(b) and 14-171.1 of the Downers Grove Municipal Code, any motor vehicle which has an obstructed view to the rear and is to be operated at any time in reverse gear on the public streets of the Village by the Contractor or any subcontractor shall either be equipped with a reverse signal alarm (backup alarm) audible above and distinguishable from the surrounding noise level, or shall provide an observer to signal that it is safe to back up.
- 3.1.3 **OVERWEIGHT, OVERWIDTH AND OVERHEIGHT PERMITS.** The Village has and supports an overweight truck enforcement program. Contractors are required to comply with weight requirements and safety requirements as established by Illinois Law or Village Ordinance, for vehicles, vehicle operators and specialty equipment. In some instances, specialty equipment for road repairs or construction projects requires the movement of overweight, overwidth, or overheight loads utilizing a Village roadway. Such movement will require obtaining a permit from the Village Police Department's Traffic Supervisor.
- 3.1.4 **BARRICADES AND WARNING SIGNS.** The Contractor shall provide the Village with a telephone number of a person or company who is available 24 hours per day, seven days per week, to erect additional barricades or signs. If the Village or its representative deems it necessary for the Public's safety to erect additional barricades or signs during normal working hours, the Contractor will furnish the necessary barricades or signs, and have them in place within 30 minutes. If, after normal working hours, the requested signs are not in place within three hours after the request is made, the Village reserves the right to have the barricades and signs erected. The cost of erecting the barricades and signs shall be deducted by the Village from any payments due the Contractor.

4. PROSECUTION AND PROGRESS

- 4.1 Section 108 of the SSRBC shall govern the prosecution and progress of the work, with the following additions:

Village of Downers Grove – 2016 Resurfacing (A)

- 4.1.1 The Contractor shall schedule his work such that all improvements shall be substantially complete by August 5, 2016. Substantial completion shall mean all work excluding possible full parkway turf restoration. Although actual sod placement may be delayed until more favorable weather conditions, all disturbed turf areas shall be backfilled and dressed and left in a safe and useable condition conducive to possible foot traffic and to the satisfaction of the Village. The completion date will remain binding throughout the duration of the Contract unless revised in writing by the Village.
- 4.1.2 The total duration of disturbance for work related to means of public egress through the project site or access to private property (e.g. removal and replacement of curb and gutters, sidewalks, driveway entrances, etc.) must not exceed ten (10) calendar days. The Contractor may use high-early strength concrete, meeting all specifications herein, **at his own expense** to help meet this requirement.
- 4.1.3 The Contractor shall also make special note of the following work schedule requirements:
(a) N/A
- 4.1.4 Should the Contractor fail to complete the work on or before the specified completion dates set forth in Sections 4.1.1, 4.1.2 or 4.1.3 or within such extended time as may be allowed, the Contractor shall be liable for liquidated damages in accordance with the applicable sections of Article 108.09 of the SSRBC.
- 4.1.5 Prior to commencing construction, a meeting will be held with the Contractor and the Village. Any questions concerning procedures, general conditions, special provisions, plans or specific items related to the project shall be answered and clarified. No Pre-Construction meeting shall be scheduled until submittals, performance bonds, and certificates of insurance are delivered to, and approved by, the Village.
- 4.1.6 Weekly progress meetings may be required by the Village. If required, the Contractor shall have a capable person, such as a site superintendent or project manager, attend such meetings and be prepared to report on the prosecution of the Work according to the progress schedule. The Village reserves the right to require adjustments to scheduling of work.

5. MEASUREMENT AND PAYMENT

- 5.1 Section 109 of the Standard Specifications shall govern measurement and payment, with the following additions:
- 5.1.1 Modifies Article 109.07 - Partial payments will be made per Section 36 of Part II of this document (Billing and Payment Procedures.)
- 5.1.2 The Village will require that partial and final affidavits for all labor, materials and equipment used on the Project, be submitted with the partial and final payment requests. Such waivers shall indicate that charges for all labor, materials and equipment used on the project have been paid. Partial waivers from suppliers and subcontractors may be submitted after the first payment to the Contractor, and before the subsequent payment to that which they apply. However, partial waivers from the Contractor must accompany the invoice of the payment to which it applies. All final waivers, from all suppliers and subcontractors **MUST** accompany the Contractor's invoice upon submittal for final payment. A sworn statement

Village of Downers Grove – 2016 Resurfacing (A)

by the Contractor shall accompany full waivers. Such requirement for full waivers is solely for the benefit of the Village and shall not be construed to benefit any other person. Partial payment for work done shall in no way imply acceptance of the work to that date.

Village of Downers Grove – 2016 Resurfacing (A)

IV. SPECIAL PROVISIONS

The following Special Provisions shall modify, supersede, or supplement the Standard Specifications.

Where any section, subsection, paragraph, or subparagraph of the Standard Specifications is *supplemented* by any of the following paragraphs, the provisions of such section, subsection, paragraph, or subparagraph shall remain in effect. The Special Provisions shall govern in addition to the particular Standard Specification so supplemented, and not in lieu thereof.

Where any section, subsection, paragraph, or subparagraph of the Standard Specifications is *amended, voided, or superseded* by any of the following paragraphs, any provision of such section, subsection, paragraph, or subparagraph standing unaffected, shall remain in effect. The Special Provisions shall govern in lieu of any particular provision of the Standard Specification so amended, voided, or superseded, and not in addition to the portion changed.

GENERAL SCOPE OF WORK

This project consists of pavement removal and replacement, leveling binder, hot-mix asphalt surface course, curb and gutter removal and replacement and all related work. Project covers approximately 4 miles of streets.

INDEX OF LOCAL AGENCY SPECIAL PROVISIONS

TITLE	SP #
GENERAL CONSTRUCTION REQUIREMENTS	1
PRE-QUALIFICATION	2
COMPLETION TIME	3
LIQUIDATED DAMAGES	4
ACCESS AND WATER SHUT OFF NOTIFICATION	5
TREE PROTECTION	6
CLEANING UP	7
EXISTING UTILITIES	8
INCIDENTAL CONSTRUCTION	9
CLASS D PATCHES, 2" 4" & 6"	10
PAVEMENT REMOVAL & HMA REPLACEMENT, 8" SPECIAL OR 10" SPECIAL	11
PAVEMENT REMOVAL & PCC REPLACEMENT, 8" SPECIAL	12
COMBINATION CONCRETE CURB AND GUTTER REMOVAL	13
COMBINATION CONCRETE CURB AND GUTTER OF TYPE SPECIFIED	14
POROUS GRANULAR EMBANKMENT, SPECIAL	15
MANHOLES OR INLETS, TO BE ADJUSTED OR RECONSTRUCTED	16
TREE ROOT PRUING	17
PORTLAND CEMENT CONCRETE SIDEWALK	18
AGGREGATE SHOULDERS, TYPE B	19
PARKWAY RESTORATION	20
HOT-MIX ASPHALT WALKWAY	21
HOT-MIX ASPHALT DRIVEWAY	22
PORTLAND CEMENT CONCRETE DRIVEWAY	23
TEMPORARY RAMP, HMA	24
DECORATIVE PAVER DRIVEWAY OR SIDEWALK REMOVAL & REPLACEMENT	25

Village of Downers Grove – 2016 Resurfacing (A)

CONSTRUCTION STAKING	26
MANHOLE AND INLET CONSTRUCTION	27
SELECTED GRANULAR BACKFILL	28
HOT-MIX ASPHALT SURFACE REMOVAL, VARIABLE DEPTH	29
PIPE UNDERDRAIN, 4"	30
PREPERATION OF AGGREGATE BASE	31
AGGREGATE FOR TEMPORARY ACCESS	32
EROSION, SEDIMENTATION AND DUST CONTROL	33
TRAFFIC CONTROL, MAINTENANCE OF TRAFFIC	34
HOT-MIX ASPHALT BINDER AND SURFACE COURSE	35
IEPA CLEAN CONTRUCTION AND DEMOLITION DEBRIS	36

1 GENERAL CONSTRUCTION REQUIREMENTS

The following general requirements are intended to govern the overall priority for the performance of the work described in this contract. As general requirements, they are not intended to dictate to the Contractor the precise method by which these tasks shall be performed.

(A) Unless otherwise allowed by the Village, contract work on Warren Parking Lot F & Meters (along the south side of Warren Ave) shall be limited to Saturdays. It is anticipated that a majority of this parking lot shall remain open and utilized by commuters Monday through Friday. Work on adjacent Warren Avenue may also be affected.

(B) The contractor shall also make special note that no contract work on Middaugh Ave (north of Lincoln St) or the area of Sherman St, Prince St and Forest Ave (all south of Ogden) can begin until after the school year ends on or about June 3, 2016. Possible additional snow emergency days may also affect this schedule.

(C) A downtown Rotary Grove Fest scheduled for June 23 through June 26, 2016 may also affect schedule of work in the area of Warren Ave and Elm St. During this event, any previous work will require additional clean up, backfill etc., to safely allow for overflow traffic, parking and pedestrian use.

Special consideration to hours and location of work near schools shall be made to allow for full and safe access during normal student arrival and departure schedules.

The Contractor shall maintain traffic flow on All Streets during the day in accordance with the applicable special provision. Adequate signing and flagging is of particular importance for safe travel of all residents.

The Contractor shall conduct his operations to interfere as little as possible with Village employees or the public on or near the Work. All construction work specified under this contract shall be so engaged as to not impede normal traffic and pedestrian ways. Any barricading to detour traffic must receive prior written approval from the Engineer.

Unless otherwise allowed by the Village, non-poured and/or non-finished concrete shall not be allowed to extend over a Saturday and Sunday period. All construction work shall be done such that continuous access to schools or businesses is maintained, although it may be restricted to one lane with proper barricading.

Village of Downers Grove – 2016 Resurfacing (A)

All voids and open excavation remaining adjacent to newly constructed curb and gutter, sidewalks, driveways, etc., must be addressed in a timely manner. For that period prior to full parkway restoration or turf placement, the Contractor shall backfill and grade all disturbed areas in the parkway so as to insure the safety of the general public. Parkway shall be left in a safe, clean and usable condition conducive to foot traffic and to the satisfaction of the Village. The Contractor shall also work to keep disturbed areas in the parkway weed free.

All street openings made prior to November 15th shall be fully restored according to the applicable special provisions, and the street reopened to regular traffic upon the availability of hot-mix bituminous concrete. The Contractor shall assume the risk of restoration over those reaches of pipe installed but not yet pressure-tested for pipe integrity.

If the project requires the phasing of construction, the contractor is to follow the phasing shown in the plan set. Any variations in the phasing plan shown on the plan set must be approved in writing by the Engineer before construction begins. The contractor will not be allowed to proceed to another phase without the approval of the Engineer. **The contractor will receive no additional compensation for constructing the project in phases.**

No more than three hundred linear feet (300 LF) of pavement may be open-cut and closed to use by the motoring public, and access to all individual drives within the current work zone must be restored at the end of each workday, unless a Village-approved phasing plan shows otherwise.

2 PRE-QUALIFICATION

All Bidders must supply Certificate of Eligibility from IDOT, Prequalified 003 HMA Plant Mix.

3 COMPLETION TIME

In addition to completion date listed in General Provisions 4.1.1, the Contractor shall note the following. This project incorporates multiple phases of construction with various types of street rehabilitation treatments. Besides the overall time limit of the project, there are also interim deadlines on specific parts of the work in order to reduce the time residents are inconvenienced as a result of the project. Should the Contractor fail to complete the work within the stipulated time frames and/or prior to the completion date, the Contractor shall be liable for liquidated damages.

4 LIQUIDATED DAMAGES

The Contractor must complete the work in accordance with the completion time requirements. If he fails to do so within the times stipulated, the Contractor shall be liable for liquidated damages for each additional calendar day in strict adherence to article 108.09 of the SSRBC, except that liquidated damages shall be fixed at \$1,275.00 per day.

Monetary damages will be assessed against the Contractor if he fails to complete each phase of construction as described in this contract, and the overall completion of this project within the stipulated time frames, not as a penalty but liquidated damages for delay in completion of work.

Village of Downers Grove – 2016 Resurfacing (A)

The Contractor must read carefully the special provisions pertaining to each portion of work. Certain parts or phases of the proposed work will have intermittent time frames stipulated to lessen the disruption to affected and adjacent residents and businesses.

Phases and time frames are as follows:

- **Once work has begun on any street with the removal of concrete items, the Contractor shall complete final surface course placement within 40 calendar days.**
- **Curb replacement and permanent driveway restoration shall be completed within 10 calendar days of curb removal. This includes any sidewalk work and / or replacement of HMA or PCC driveway as designated.**
- **All voids / open excavations remaining adjacent to newly constructed curb and gutter, sidewalks, driveways, etc., shall be properly backfilled, compacted and graded per the specifications within 5 calendar days of their completion.**
- **The Contractor shall complete final surface course placement within 10 calendar days of pavement milling / surface removal.**
- **Unless otherwise dictated by the specifications, final parkway restoration / sod placement shall be completed within 7 calendar days of a street receiving final surface course placement.**
- **Placement of new aggregate shoulders shall be completed within 7 calendar days of a street receiving final surface course placement.**

5 ACCESS AND WATER SHUT OFF NOTIFICATION

If access to a driveway will be blocked, or water will be turned off, the Contractor shall give that resident or business proper written notification at least 24 hours in advance. The Contractor must provide them the opportunity to remove their cars from the drive or make other arrangements, and prepare for any shutdown of the water system. Samples of written notices shall be submitted to the Engineer for approval.

In addition, the Contractor shall be responsible for notifying the resident or business verbally on the morning of any driveway closure, to ensure awareness of the lack of access.

Basis of Payment: This work shall be considered **INCIDENTAL** to the project.

6 TREE PROTECTION

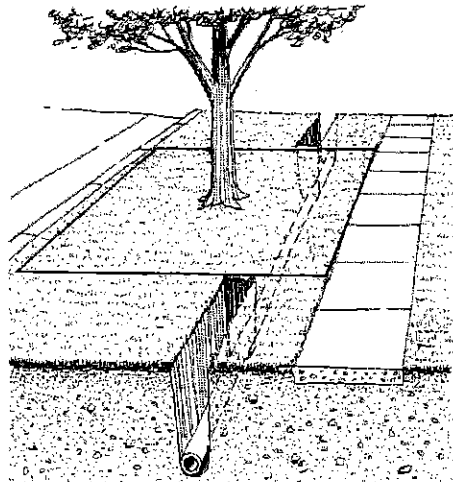
Municipal Codes regarding trees, including tree protection requirements for public parkway trees, are located in Chapter 24 of the Downers Grove Municipal Code. Specifically, Municipal Codes 24-7 and 24-8 detail the public parkway tree protection sizes and fines for violations. The Village Forester shall approve all tree protection measures and any deviations. All tree protection measures and any deviations shall be noted in the contract specifications and on approved project plan sheets and permits using the guidelines listed below.

Tree protection shall include avoiding damage to the above ground tree branches and trunk, and the below ground root system and surrounding soil. Tree crowns and trunks shall not suffer any branch or bark loss. Roots shall be protected from compaction, storage of materials, severing, regrading of the parkway or excavation unless specifically noted on the project plan sheets.

Village of Downers Grove – 2016 Resurfacing (A)

The Critical Root Zone, or CRZ, is the area immediately surrounding a tree that must be protected from damage. In a municipal parkway setting with utilities and paved or concrete surfaces, the size of the CRZ has been adjusted to form a rectangle around the parkway tree trunk with minimum dimensions listed in the following table. The depth of the CRZ extends to 4 feet below the natural ground surface level.

Parkway <u>Tree diameter at 4.5'</u>	Width street to property <u>(min. curb to sidewalk)</u>	Length along street <u>street(minimum)</u>	<u>Depth</u>
0 – 12.0 inches	10.0 feet	10 feet	4 feet
12.1 – 24.0 inches	10.0 feet	20 feet	4 feet
24.1 or more inches	10.0 feet	30 feet	4 feet



For projects that involve excavations of less than one (1) foot in depth in the parkway or street and are replacing structures in the same location, fencing of the public parkway trees shall not be required. Example projects include, but are not limited to, street pavement resurfacing, curb removal/replacement, driveway removal/replacement, or sidewalk removal/repairs or new sidewalk installations. Contractors shall be mindful of the CRZ dimensions and potential for fines if any parkway trees suffer any unauthorized damage as determined by the Village Forester.

For projects that involve excavations of one (1) or more feet in depth in the parkway or street or both, fencing of the public parkway trees shall be required. Example projects include, but are not limited to, watermain replacements with new roadway keystops and domestic service box installations, sanitary line replacements and new service connections, new or replacement natural gas services, new or replacement phone or fiber optic lines, or new or replacement storm sewers, or projects that widen roads which in turn decreases the parkway soil volume around public parkway trees.

Village of Downers Grove – 2016 Resurfacing (A)

Projects that require fencing (listed above) shall fence the public parkway trees with six (6) foot high chain link construction fence secured to metal posts driven in the ground which are spaced no further than ten (10) feet apart. The dimensions of the fence shall depend on the tree diameter size and shall follow the table listed for the CRZ above, or as large as practical dependent on driveways and other field conditions. The fenced rectangle shall have three (3) sides with the opening facing the adjacent residences for easy access for mowing or tree care. Under no circumstances shall any items be stored within the fence. All fencing shall be maintained daily in an upright good condition. The size and location of all fencing shall be shown on the project plan sheets.

To avoid damage to the CRZ, utilities must be augered underneath the public parkway trees. Excavation pits for augering equipment are to be outside the fenced area and are to be shown on the project plan sheets. Excavation pits for roundway keystops and domestic service boxes are to be as small as practical with excavation occurring in a direction away from the adjacent public parkway tree.

In cases when severing of roots within a portion of the CRZ may be unavoidable (ex. sidewalk installation, curb replacement, water or sanitary service replacement), subject to the approval of the Village Forester, sharp clean cuts shall be made on root ends to promote wound closure and root regeneration. Root pruning and excavation activities shall occur such that the smallest volume of soil and roots is disturbed, and the locations shall be shown on the project plan sheets.

In addition to fines and citations that may be assessed for violations of any Chapter 24 of the Municipal Code (such as not maintaining fencing around the CRZ or unauthorized removal of protected trees), the contractor may be subject to the following provisions:

- issuance of an invoice for the value or partial value of the tree lost due to damage to either the above ground or below ground portions of the parkway tree, or unauthorized tree removal.
- costs of repairs, such as pruning or cabling, or costs for removal of the damaged parkway tree along with the stump if the tree cannot remain in the right-of-way.
- fines of \$500 for the 1st offense; \$1,000 for the 2nd offense; \$2,500 for the 3rd and subsequent offenses.
- each day during which a violation continues shall be construed as a separate and distinct offense.

The value or partial value of the tree lost shall be determined by the Village Forester using the most current edition of the Guide for Plant Appraisal (prepared by the Council of Tree & Landscape Appraisers and the International Society of Arboriculture) and the most current edition of the Species Ratings & Appraisal Factors for Illinois (prepared by the Illinois Arborist Association). The total cost determined for the damage shall be deducted from the payments made to the Contractor for the project. Should the Village hire another Contractor or tree service to complete pruning work, these costs shall also be deducted from the payments made to the Contractor.

Method of Measurement: This work will be measured for payment at the contract unit price per linear foot of fencing as specified. **Only those trees meeting the guidelines and are properly fenced per the specifications shall be counted for payment.** All other work as specified herein shall be considered incidental and will not be paid for separately.

Village of Downers Grove – 2016 Resurfacing (A)

Basis of Payment: All work as specified herein shall not be paid for separately and shall be considered incidental to the contract.

7 CLEANING UP

The Contractor shall, at all times, keep the premises free from an accumulation of waste material or rubbish caused by his employees or work. At the end of the day, he shall remove all his rubbish from and about the streets and sidewalks. All his tools, form boards, and surplus materials shall be removed and relocated to any temporary on-site storage location assigned by the Village or its Engineer, and shall leave his work "broom clean" or its equivalent, unless more precisely defined. Upon completion of the work called for by the contract, and upon final inspection and acceptance, the Contractor shall remove any of his remaining rubbish, tools, form boards, and surplus materials completely from the work site.

In case of dispute, the Village may remove the rubbish or other materials and charge the cost to the Contractor.

8 EXISTING UTILITIES

Existing Public Utilities, such as watermains, sewers, gas lines, streetlights, telephone lines, electric power lines, etc., shall be protected against damage during the construction of this project. The Contractor shall contact the Owners of all public utilities and obtain locations of all utilities within the limits of the proposed construction and make arrangements, if necessary, to adjust or move any existing utility at the utility company's expense. Any expense incurred by the contractor in connection with making arrangements shall be borne by the Contractor and considered incidental to the contract. It shall be this Contractor's responsibility to determine the actual location of all such facilities in the field.

The Contractor is responsible for notification and coordination with J.U.L.I.E. for locations of utilities before and throughout the project.

The adjustment of all facilities of Nicor, SBC, the Commonwealth Edison Co., etc. shall be done by the respective utility company, and if known, are indicated on the plans as to be done "By Others". All other utility adjustments to sewer, water, and local facilities shall be performed under this contract, under the supervision of the Owner of the utility, and will be paid for under the respective items in the contract unless otherwise indicated on the plans or directed by the Engineer.

Any existing facilities, residential or commercial sprinkler systems, etc. disturbed shall be returned to their original condition and any damage to said facilities shall be repaired immediately. The cost of repairs of any damaged utility shall be by agreement between the Contractor and the facility owner or utility company, and at no cost to the Village.

Whenever the locations of existing utilities are known, the approximate location of said utility is indicated on the plans. This information is given only for the convenience of the Bidder and the Village assumes no responsibility as to accuracy of the information provided. The Contractor shall consider in his bid the location of all permanent and temporary utility appurtenances to their present or relocated positions, whether shown on the plans or not, and no additional compensation will be allowed for delays, inconvenience, or special construction methods required due to the existence of said appurtenances.

Village of Downers Grove – 2016 Resurfacing (A)

Whenever obstructions are encountered during the progress of the work and interfere to such an extent that an alteration in the plan is required, the Engineer shall order a deviation in the plan as required, the Engineer shall order a deviation in the line and/or grade to resolve the conflict, or relocation of the obstruction. The Contractor will be compensated for any additional pipe material, fittings, granular backfill, or structures required at the respective contract prices, and measured as specified in the Contract. No additional compensation will be allowed for delays or inconveniences, additional excavation, or any special construction methods required in prosecuting the work due to the existence of said obstruction.

9 INCIDENTAL CONSTRUCTION

Whenever the performance of work is indicated on the plans and no provisions or specific pay items are included in the contract for payment, the work shall be considered incidental and no additional compensation shall be allowed.

10 CLASS D PATCHES, 2", 4" & 6"

Description: This work shall consist of pavement patching by methods and with materials in accordance with Sec. 442 of the Standard Specifications, except as amended herein.

The Contractor shall not use equipment of excessive size or weight that causes damage to existing pavement or appurtenances. Any damage done to the existing pavement or appurtenances that are to remain in place shall be repaired or removed and replaced by the contractor at his/her own expense, as directed by the Engineer.

Pavement patching shall include the saw cutting of existing pavement to a depth not less than two inches (2"), four inches (4") or six inches (6") where marked in the field by the Engineer. Pavement patches shall vary in area but minimum width shall be measured at five feet (5'). Pavement patching shall be to a depth not less than two inches (2"), four inches (4") or six inches (6"), and shall be a minimum of 2", 4" or 6" below milled surface when Hot-Mix Asphalt Surface Removal is called for.

Where applicable the existing subbase shall be leveled and compacted. Where remaining base is existing HMA, PCC or brick, the bottom of each prepared hole shall be free of all loose material and a bituminous prime shall be applied to the bottom prior to replacement of HMA patches.

The use of surface removal equipment that complies with Art. 440.04 of the SSRBC will be permitted. The edges of the patch shall be smooth and free of loose material to a depth of not less than two inches, four inches or six inches.

The hot-mix asphalt material shall conform to the requirements for Hot-Mix Asphalt Binder Course, IL-19.0, N50.

Method of Measurement: Pavement removal and replacement will be measured for payment in place, and the area computed in square yards. Patches determined to be 25 square yards or greater in area shall be classified as Type IV, 4" or Type IV, 6". Patches determined to be less than 25 square yards in area shall be classified as 2" Special, 4" Special or 6" Special.

Village of Downers Grove -- 2016 Resurfacing (A)

Basis of Payment: This work shall be paid for at the contract unit price per Square Yard for CLASS D PATCHES, 2" SPECIAL or CLASS D PATCHES, TYPE IV, 4" or CLASS D PATCHES, 4" SPECIAL or CLASS D PATCHES, TYPE IV, 6" or CLASS D PATCHES, 6" SPECIAL which price shall be payment in full for the work as specified herein.

11 PAVEMENT REMOVAL & HMA REPLACEMENT, 8" or 10" SPECIAL

Description: This work shall consist of pavement patching by methods and with materials in accordance with the applicable parts of Sec. 442 of the Standard Specifications, except as amended herein.

The Contractor shall not use equipment of excessive size or weight that causes damage to existing pavement or appurtenances. Any damage done to the existing pavement or appurtenances that are to remain in place shall be repaired or removed and replaced by the contractor at his/her own expense, as directed by the Engineer.

Pavement patching shall include the full depth saw cutting of the existing pavement as marked by the Engineer. The existing sub-base shall be leveled and compacted. The edges will be smooth and free of loose material to the specified depth of patch.

The hot-mix asphalt material shall conform to the requirements for Hot-Mix Asphalt Binder Course, IL-19.0, N50, and will be placed in compacted lifts not to exceed four inches.

Method of Measurement: Pavement removal and replacement will be measured for payment in place, and the area computed in square yards.

Basis of Payment: This work shall be paid for at the contract unit price per Square Yard for PAVEMENT REMOVAL AND HOT-MIX ASPHALT REPLACEMENT, 8" SPECIAL or PAVEMENT REMOVAL AND HOT-MIX ASPHALT REPLACEMENT, 10" SPECIAL.

12 PAVEMENT REMOVAL & PCC REPLACEMENT, 8" SPECIAL

Description: This work shall consist of pavement patching by methods and with materials in accordance with the applicable parts of Sec. 442 of the Standard Specifications, regarding Class B patching, except as amended herein.

Patches shall be tied to existing adjacent concrete pavement on all sides with 3/4" x 24" epoxy coated deformed tie bars embedded to a depth of 9" +/- 1/2" on 24" centers. Unless otherwise directed by the Engineer, patch shall also be tied to adjacent curb and gutter

Patch shall also be reinforced by the placement of reinforcement fabric meeting the requirements of Article 1006.10 of the Standard Specifications, at 1/2 patch depth. Support chairs to be used as necessary to maintain proper height of reinforcement fabric.

Basis of Payment: This work will be paid for at the contract unit price per Square Yard for PAVEMENT REMOVAL AND PORTLAND CEMENT CONCRETE REPLACEMENT, 8" SPECIAL which price shall be payment in full for the work as specified herein.

Village of Downers Grove – 2016 Resurfacing (A)

13 COMBINATION CONCRETE CURB AND GUTTER REMOVAL

Description: This work shall consist of the removal of existing P.C.C. Curb and Gutter of the type and size at the locations noted in Schedule of Quantities. This work shall be performed in accordance with Section 440 of the Standard Specifications, except as amended herein.

Unless otherwise allowed by the engineer, curb and gutter removal and replacement shall be done on one side of a street at a time to allow for on street parking. No curb shall be removed from the opposite side of the street until completion of curb replacement and full access to driveways is restored on the first side.

This work shall include a full depth, perpendicular, straight joint sawn at the ends and all edges, including along the edge of pavement, of portions to be removed, unless otherwise directed by the engineer.

At those locations where curb removal operations fall within the Critical Root Zone (CRZ) the Contractor will be required to trench with a "chain" driven trencher immediately back of curb prior to curb removal. This procedure will proceed uninterrupted through the CRZ and insure general tree root pruning. The width of the CRZ shall be determined as noted in the general provision for TREE PROTECTION elsewhere in these documents. If it is determined that proposed removal methods do not cause undo harm to adjacent roots, the Village Forester may waive the need to perform trenching.

During removal operations Contractor shall take special care not to damage or extend sawed joint into adjacent appurtenances such as driveways and sidewalks which are to remain in place. During machine sawing operations Contractor shall also take special care to remove, clean, or otherwise account for any residue / slurry produced by the sawing so material will not be tracked by either vehicular or foot traffic onto adjacent appurtenances which are to remain in place.

Basis of Payment: This work will be paid for at the contract unit price per Linear Foot for COMBINATION CONCRETE CURB AND GUTTER REMOVAL which price shall be payment in full for all work specified herein.

14 COMBINATION CONCRETE CURB AND GUTTER OF TYPE SPECIFIED

Description: This work shall consist of the replacement of existing PCC Curb and Gutter in accordance with the applicable parts of Sec. 606 of the Standard Specifications, except as amended herein.

Replacement of curb and gutter shall include the placement of three-quarter inch (3/4") premolded expansion joint filler along the back of curb, for the full depth of the curb and gutter, where abutting existing concrete.

Transverse expansion joints with 3/4" joint filler shall be constructed at five feet (5') either side of utility structures, and at no more than ninety foot (90') intervals. All expansion joints shall include the placement of two (2) three-quarter inch (3/4") dowel bars with pinched stop caps as specified on detail sheet. Two (2) three quarter inch (3/4") dowel bars shall also be placed at all construction joints as specified on detail sheet and shall be drilled into existing curb and gutter a minimum of six inches (6").

New curb and gutter shall be backfilled with existing excavated earth.

Village of Downers Grove – 2016 Resurfacing (A)

Transverse contraction joints shall be constructed at no more than fifteen foot (15') intervals. When new curb and gutter is placed adjacent to concrete pavement or base, it shall be tied along the longitudinal construction joint with No. 6 (3/4") epoxy coated bars at 24" centers in accordance with the applicable portions of Article 420.05 of the Standard Specifications.

Placement of curb and gutter as noted on Schedule of Quantities to be reinforced shall also include the placement of two (2) No. 4 (1/2") epoxy coated deformed reinforcement bars meeting the applicable portions of Section 508 of the Standard Specifications. Bars shall be placed at one-half depth of the body of the gutter running the entire length of newly placed sections. Curb and gutter placed as described in this paragraph will be paid for as COMBINATION CONCRETE CURB AND GUTTER (TYPE SPECIFIED), REINFORCED.

Including placement of reinforcement bars, placement of curb and gutter as noted on Schedule of Quantities to be reinforced, high early shall be placed with concrete materials meeting the applicable portions of Section 442 of the Standard Specifications. A calcium chloride accelerator will not be permitted. Curb and gutter placed as described in this paragraph shall be paid for as COMBINATION CONCRETE CURB AND GUTTER (TYPE SPECIFIED), REINFORCED, HIGH EARLY.

All voids existing between newly placed curb and gutter and the adjacent roadway pavement shall be filled with Class SI concrete, prior to bituminous surface placement, to a point 1-1/2 inches below finish grade. This work shall be considered incidental.

Placement of curb and gutter shall include the application of membrane curing compound, Type III, in accordance with Articles 1020.13 and 1022.01 of the Standard Specifications unless otherwise directed by the Engineer.

If placement of curb and gutter takes place prior to April 15, or after October 15, the curb and gutter shall be properly cured and that followed by the application of protective coat in accordance with Article 420.18 of the Standard Specifications.

Basis of Payment: This work shall be paid for at the contract unit price per Linear Foot for COMBINATION CONCRETE CURB AND GUTTER (TYPE SPECIFIED) or COMBINATION CONCRETE CURB AND GUTTER (TYPE SPECIFIED), REINFORCED which price shall be payment in full for the work as specified herein.

15 POROUS GRANULAR EMBANKMENT, SPECIAL

Description: This work shall consist of removing and disposing of unsuitable sub-grade, furnishing, placing and compacting porous granular material to the lines and grades shown on the plans or as directed by the Engineer in accordance with the applicable portions of Sections 202 and 207 of the Standard Specifications. The material shall be used as a bridging layer over soft, pumpy, loose soil areas and for placement under water. The material shall conform with Article 1003.04 and 1004.05 of the Standard Specifications except the gradation shall be as follows:

Village of Downers Grove – 2016 Resurfacing (A)

1. Crushed Stone, Crushed Blast Furnace Slag and Crushed Concrete

<u>Sieve Size</u>	<u>Percent Passing</u>
*6"	97 \pm 3
*4"	90 \pm 10
2"	45 \pm 25
#200	5 \pm 5

2. Gravel, Crushed Gravel and Pit Run Gravel

<u>Sieve Size</u>	<u>Percent Passing</u>
*6"	97 \pm 3
*4"	90 \pm 10
2"	55 \pm 25
#4	30 \pm 20
#200	5 \pm 5

*For undercuts less than 18" the percent passing the 6" sieve may be 90 \pm 10 and the 4" sieve requirement eliminated.

The porous granular material shall be placed in one lift when the total thickness to be placed is two (2) feet thick or less or as directed by the Engineer. Rolling each lift of the porous granular material with a vibratory roller meeting the requirements of Article 1101.1 of the Standard Specifications should be sufficient to obtain the desired keying or interlock and necessary compaction. The Engineer shall verify that adequate keying has been obtained.

A three- (3) inch nominal thickness top lift of capping aggregate having a gradation of CA-6 will be required. The use of on-site bituminous grindings resulting from bituminous surface removal, substantially meeting the gradation of CA-6, shall also be permitted. The granular cap shall be compacted to the satisfaction of the Engineer. It shall be the Contractor's responsibility that all proposed bituminous replacement regarding patching and paving operations in these areas will meet the specified performance criteria of their respective pay items.

Construction equipment not necessary for the completion of the replacement material will not be allowed on the undercut areas until completion of the recommended thickness of the porous granular embankment, special.

This work will be measured for payment in accordance with Article 207.04 of the Standard Specifications. When specified on the contract, the theoretical elevation of the bottom of the aggregate subgrade shall be used to determine the upper limit of Porous Granular Embankment, Special. The volume will be computed by the method of average end areas.

Village of Downers Grove – 2016 Resurfacing (A)

Basis of Payment: This work shall be paid for at the contract unit price per Cubic Yard for: POROUS GRANULAR EMBANKMENT, SPECIAL, which price shall include the capping aggregate, as required.

The Porous Granular Embankment, Special shall be used as field conditions warrant at the time of construction. No adjustment in unit price will be allowed for an increase or decrease in quantities from the estimated quantities shown on the plans.

16 MANHOLES OR INLETS, TO BE ADJUSTED OR RECONSTRUCTED

Description: This item shall be done in accordance with Sec. 602 of the Standard Specifications for Road and Bridge Construction and the following provisions.

All excavation for structure adjustment shall be replaced with Class SI concrete and in accordance with the attached details. For excavation required for reconstructed items, backfill materials shall be mechanically compacted SELECTED GRANULAR BACKFILL placed per the special provision elsewhere in these documents.

Castings shall be set in mortar or bituminous mastic beds. The adjustment of the casting to the required final grade shall be made with precast concrete adjusting rings. Brick, concrete block, or wooden shims will not be permitted.

When adjustments include new frame and grate or new frame and lid, all replacement frames, grates and lids shall be heavy duty. Depending on the type of frame, care shall be taken to properly align the new frame with the curb and gutter, and maintain the proper size opening into the structure.

Although the cost of adjusting structures per this specification will be paid for under this contract, the Contractor shall be aware that many of the structures are not the property of the Village of Downers Grove, and that such work may require inspections and/or permits from other governmental agencies.

For those structures noted on the Schedule of Quantities or as designated by the Engineer as MANHOLE TO BE ADJUSTED, SPECIAL, for that period after Hot-Mix Asphalt Surface Removal operations and prior to adjustment to finished pavement elevation, frames and lids or grates shall be removed from the structure and stored in a safe manner until reused. The resulting void over the structure shall be covered with a steel plate and temporary pavement, or other approved method, capable of carrying the anticipated daily traffic in a safe manner. The Contractor shall also make note of structure location so it may be reestablished after initial bituminous paving operations have been completed.

For those structures designated as INLET TO BE ADJUSTED WITH NEW TYPE 3 FRAME AND GRATE, SPECIAL, the new frame and grate shall be a standard Type 3, or approved equal, except the barred curb box shall be replaced with an open face curb box.

Basis of Payment: This item shall be paid for at the contract unit price Each for MANHOLE TO BE ADJUSTED or MANHOLE TO BE ADJUSTED, SPECIAL or MANHOLE TO BE ADJUSTED WITH NEW FRAME AND LID (TYPE SPECIFIED) or MANHOLE TO BE RECONSTRUCTED.

Village of Downers Grove – 2016 Resurfacing (A)

This item shall also be paid for at the contract unit price Each for INLET TO BE ADJUSTED or INLET TO BE ADJUSTED WITH NEW TYPE 3 FRAME AND GRATE, SPECIAL or INLET TO BE ADJUSTED WITH NEW TYPE 1 FRAME AND GRATE which price shall be payment in full for all labor and materials specified herein including backfill with Selected Granular Backfill

17 TREE ROOT PRUNING

Description: All trees, public or private, affected by new sidewalk installation within its root protection zone, shall be root pruned prior to any excavation taking place. Root pruning shall be performed in accordance with the applicable portions of Section 201 of the Standard Specifications as well as the Tree Protection Zone detail of the Plans. Root pruning shall be done only to the depth of the excavation necessary for installing the new walk. Root pruning shall start and proceed uninterrupted for the length of travel through the root protection zone. Root pruning shall be made no more than 10 inches from the tree-side edge of the proposed walk.

Approval by the Village Forester of the equipment to be used for root pruning, as well as the proposed path of the root pruning work, is required prior to the work being performed. The Engineer or his representative shall permit no excavation until written approval is obtained by the Contractor from the Village Forester. Additionally, no materials or equipment may be stored or kept in the Tree Protection Zone. Tree damage, as determined by the Village Forester, shall be assessed to the Contractor using the most recent edition of the Guide for Plant Appraisal, published by the International Society of Arboriculture.

Basis of Payment: This work shall be paid for at the contract unit price per Each for TREE ROOT PRUNING.

18 PORTLAND CEMENT CONCRETE SIDEWALK

Description: This work shall consist of the removal and replacement of P.C.C. Sidewalk in accordance with the SSRBC, except as amended herein.

Sidewalk removal and replacement shall be done on one side of a street at a time to allow for pedestrian mobility. No sidewalk shall be removed from the opposite side of the street until sidewalks on the first side are safely open to pedestrian traffic.

Removal of sidewalk shall include the saw cutting of existing concrete as directed by the Engineer. Removal of sidewalks shall also include any necessary pruning and removal of tree roots, bituminous paved sidewalks and/or bituminous overlayment of existing sidewalks, or excavation necessary to place the proposed sidewalk.

Replacement of sidewalk shall be of the width and thickness as noted on the Schedule of Quantities and as directed by the Engineer. Thickness of the proposed sidewalk shall generally be (5") five inch for standard or courtesy walks, (6") six inch for full width across residential drives, and (8") eight inch for full width across commercial drives.

Placement of P.C.C. sidewalk shall include the excavation for and placement of four inches (4") of Type B, CA-6, compacted aggregate base, the (3/4") three-quarter inch scoring of contraction joints (5') five feet on center, the placing of (1/2") one-half inch premolded expansion joints where new concrete abuts existing

Village of Downers Grove – 2016 Resurfacing (A)

concrete and/or at (50') fifty feet on center and/or at the end of a pour. This work shall also include the adjustment to proper grade of all water valve or utility boxes encountered.

Replacement of sidewalk shall include the application of membrane curing compound, Type III, in accordance with Articles 1020.13 and 1022.01 of the Standard Specifications unless otherwise directed by the Engineer.

At those locations where existing street configuration does not contain curb and gutter, it is necessary to end construction of new sidewalk with a minimum of two (2) feet separation from the existing or proposed edge of pavement. At these locations, a HMA transition sidewalk shall be constructed between the concrete sidewalk and the edge of pavement.

Construction of the transition sidewalk shall include excavation as necessary for the full width of the concrete sidewalk, placement and compaction of the four inches (4") of Type B, CA-6 aggregate base, and the placement and compaction of 5 inches (5") of Hot-Mix Asphalt Surface, Mixture D, N50 (IL 9.5) per the applicable portions of Sec. 442 of the Standard Specifications. Asphalt to be placed in compacted layers not to exceed four inches (4").

Hot-Mix Asphalt Binder Course, IL-19.0, N50 may be utilized for the bottom courses, but in all cases the top course shall be a minimum 1 ½ inch lift of the HMA Surface noted above.

For those locations as noted on the Schedule of Quantities or as designated by the Engineer for Detectable Warnings, work shall be completed in accordance with Section 424 of the SSRBC and the Standards included in the details regarding curb ramps with detectable warnings and as amended herein.

Detectable Warnings will NOT include any placement of full depth red dyed concrete or other on-site fabrication such as stamping or molding the fresh concrete with coloring added to the surface of the concrete.

Detectable Warnings shall be limited to inserts meeting the requirements of the ADAAG and subject to approval by the Village.

Color of detectable warnings shall be brick red. The area of red detectable warning shall be protected from overspray during the application of Type III membrane curing compound.

If replacement of sidewalk takes place prior to April 15, or after October 15, all sidewalk shall be properly cured and that followed by the application of protective coat in accordance with Article 420.18 of the Standard Specifications.

Basis of Payment: This work shall be paid for at the contract unit price per Square Foot for PORTLAND CEMENT CONCRETE SIDEWALK REMOVAL and for PORTLAND CEMENT CONCRETE SIDEWALK, 5" or PORTLAND CEMENT CONCRETE SIDEWALK, 6" or PORTLAND CEMENT CONCRETE SIDEWALK, 8" or PORTLAND CEMENT CONCRETE SIDEWALK, 10" which price shall be payment in full for the work as specified herein.

Detectable warnings shall be paid for at the contract unit price per Square Foot for DETECTABLE WARNINGS which price shall be in addition to the cost for placement of the 5" sidewalk at the curb ramp.

Village of Downers Grove – 2016 Resurfacing (A)

19 AGGREGATE SHOULDERS, TYPE B

Description: This item shall be done in accordance with Sec. 481 of the SSRBC and shall consist of the construction of approximately two (2) foot wide, four (4) inch deep shoulders or as directed by the Engineer in the area designated by the Engineer.

Unless otherwise directed by the Engineer, existing shoulders with elevations that are too high to accept the proposed aggregate shoulder shall be scraped or excavated as necessary prior to placement of new aggregate. This provision shall also apply to existing shoulders that contain too much vegetation or topsoil. Unnecessary damage or debris outside the designated shoulder area shall be removed and repaired and will not be paid for separately but shall be considered incidental to the cost of Aggregate Shoulders, Type B.

Basis of Payment: This work shall be paid for at the contract unit price per Ton for AGGREGATE SHOULDERS, TYPE B which price shall be payment in full for all labor and materials.

20 PARKWAY RESTORATION

Description: This item shall be done in accordance with the applicable portions of Sec. 252 of the Standard Specifications and the following provisions.

As contract work progresses through the Village, parkway restoration work shall commence in a timely manner in areas where permanent placement of new curb and gutter, driveways, sidewalks, etc., has been completed. **Parkway restoration including sod placement shall be completed on a street within 7 calendar days of final surface course placement.** Under no circumstances shall the Contractor prolong final grading, shaping and sod placement so that the entire project can be permanently restored at the same time.

This work shall consist of the excavation, topsoiling and sodding from a minimum of one and one-half (1-1/2) feet to a maximum of three (3) feet behind or adjacent to all curbs, sidewalks and driveways removed and replaced during the course of construction or as directed by the Engineer. Restoration will also be performed on areas disturbed by storm sewer or culvert construction.

A number of locations may require extensive excavation or regrading of the parkway due to alignment change necessary to bring corner sidewalk ramps within ADA compliance.

All topsoil to be used for parkway restoration shall be obtained from outside the limits of this improvement, transported to the site and placed at required locations to a minimum depth of 4". All materials shall meet the requirements of Art. 1081.05 of the Standard Specifications. All placement of topsoil shall meet the requirements of Sec. 211 of the Standard Specifications.

All sod shall be an approved grass that is native to the locality of work meeting the requirements of Art. 1081.03 of the Standard Specifications. All placement of sod shall meet the requirements of Sec. 252 of the Standard Specifications.

Date of Completion: A separate completion date, for Parkway Restoration only has been established by the Village. This date shall be September 16, 2016. This completion date shall pertain only to those disturbed areas, as determined by the Village, where the Contractor is unable to complete sod placement prior to July 1, 2016. Date of completion for Parkway Restoration shall be in accordance with Section 108 of the

Village of Downers Grove – 2016 Resurfacing (A)

Standard Specifications.

For that period prior to full parkway restoration, the Contractor shall backfill and grade all disturbed areas so as to insure the safety of the general public. **All voids / open excavations remaining adjacent to newly constructed curb and gutter, sidewalks, driveways, etc., shall be properly backfilled, compacted and graded within 5 calendar days of their completion.**

Backfill shall be compacted by mechanical and/or hand methods so future consolidation / settlement does not occur. Parkway shall be left in a safe, clean and usable condition conducive to foot traffic and to the satisfaction of the Village. The Contractor shall protect these unfinished areas against erosion and work to keep them weed free. Erosion control work such as placement of temporary seed or erosion control blanket, including their removal and redressing of the disturbed areas, shall not be paid for separately but shall be considered incidental to the cost of PARKWAY RESTORATION.

Basis of Payment: This work shall be paid for at the contract unit price per Square Yard for PARKWAY RESTORATION which price shall be payment in full for any excavation and grading necessary, the furnishing, transporting and placement of all topsoil and sod and the full watering of sod. Unless otherwise directed by the Engineer restoration of disturbed parkways more than three (3) feet behind the back of curb or more than three (3) feet adjacent to newly constructed driveway or sidewalk or more than six (6) feet either side of the newly placed storm sewer or pipe culvert will not be paid for separately but shall be considered incidental to the contract.

21 HOT-MIX ASPHALT WALKWAY

Description: This work shall consist of the removal and replacement of asphalt walkways at locations indicated on the plans and/or as required by the Engineer.

Removal of walkways shall include the saw cutting of existing asphalt as directed by the Engineer. Removal of walkways shall also include any necessary pruning and removal of tree roots, or excavation necessary to place the proposed walkway.

The replacement of the walkways shall consist of preparing a subgrade at all required locations, shaping of slopes adjacent to the walkways, the placement and compacting of six inches of CA-6 Aggregate Base, and the placement and compacting of three inches (3") of Hot-Mix Asphalt Surface, Mixture D, N50 (IL 9.5).

This work shall also include the adjustment to proper grade of all water valve or utility boxes encountered.

Where the edges of the new walkway pavement are exposed adjacent to the parkway, the edges shall have a neat forty-five (45) degree angle bevel shaped, compacted and tamped tight by mechanical and/or hand methods.

Basis of Payment: This work will be paid for at the contract unit price per Square Yard for HOT-MIX ASPHALT WALKWAY REMOVAL and for HOT-MIX ASPHALT WALKWAY PAVEMENT, 3" which price shall be payment in full for all work as specified herein.

Village of Downers Grove – 2016 Resurfacing (A)

22 **HOT-MIX ASPHALT DRIVEWAY**

Description: This work shall consist of the removal and replacement of asphalt driveways at locations indicated on the plans and/or as required by the Engineer.

The replacement of the driveways shall consist of preparing a subgrade at all required locations, shaping of slopes adjacent to the driveways, the placement and compacting of six inches of CA-6 Aggregate Base, and the placement and compacting of three inches (3") of Hot-Mix Asphalt Surface, Mixture D, N50 (IL 9.5).

At locations noted on Schedule of Quantities, asphalt driveways shall be replaced with the six inches of CA-6 aggregate base along with eight inches (8") of Hot-Mix Asphalt comprised of six inches (6") of Hot-Mix Asphalt Binder, IL-19.0, N50 and finished with a minimum of two inches (2") of Hot-Mix Asphalt Surface, Mixture D, N50 (IL 9.5). Asphalt to be placed in compacted layers not to exceed four inches (4").

This work shall also include the adjustment to proper grade of all water valve or utility boxes encountered.

Where the edges of the new driveway pavement are exposed adjacent to the parkway, the edges shall have a neat forty-five (45) degree angle bevel shaped, compacted and tamped tight by mechanical and/or hand methods.

The locations at which this work will be measured for payment will consist of only those areas bounded by combination concrete curb and gutter. Those areas where the surface course of the pavement flares into existing driveways beyond the limits of the fully improved areas will not be included for payment.

Basis of Payment: This work will be paid for at the contract unit price per Square Yard for HOT-MIX ASPHALT DRIVEWAY REMOVAL and for HOT-MIX ASPHALT DRIVEWAY PAVEMENT, 3" or HOT-MIX ASPHALT DRIVEWAY PAVEMENT, 8" which price shall be payment in full for all work as specified herein.

23 **PORTLAND CEMENT CONCRETE DRIVEWAY**

Description: This work shall consist of the removal and replacement of concrete driveways in accordance with the applicable parts of Sec. 423 of the SSRBC except as amended herein.

This work shall include the placement of ¾" premolded expansion joints where new concrete abuts existing concrete or as directed by the Engineer.

This work shall also include the adjustment to proper grade of all water valve or private utility boxes encountered.

Replacement of the driveways shall include the application of membrane curing compound, Type III, in accordance with Articles 1020.13 and 1022.01 of the SSRBC, unless otherwise directed by the Engineer. If replacement of the driveways takes place prior to April 15, or after October 15, the driveway shall be properly cured and that followed by the application of protective coat in accordance with Article 420.18 of the Standard Specifications.

Village of Downers Grove – 2016 Resurfacing (A)

Basis of Payment: This work shall be paid for at the contract unit price per Square Yard for PORTLAND CEMENT CONCRETE DRIVEWAY REMOVAL and for PORTLAND CEMENT CONCRETE DRIVEWAY PAVEMENT, 6" or PORTLAND CEMENT CONCRETE DRIVEWAY PAVEMENT, 8" or PORTLAND CEMENT CONCRETE DRIVEWAY PAVEMENT, 10" which price shall be payment in full for all work as specified herein.

24 TEMPORARY RAMP, HMA

Description: This work shall consist of construction and maintenance of hot-mix asphalt ramps for temporary access to all abutting side streets and properties per the applicable portions of Article 406.08 of the SSRBC except as amended herein.

At those locations noted on the plans or as directed by the Engineer, the Contractor shall have sufficient bituminous material at the worksite prior to beginning hot-mix asphalt surface removal operations. After hot-mix asphalt surface removal operations and prior to placement of the permanent pavement, temporary ramps shall be constructed to supply access to all abutting streets and properties where traffic is to be maintained. Unless otherwise directed by the Engineer, construction of temporary bituminous ramps for access to abutting private properties will generally be limited to where surface removal operations are over 2 1/2" inches or more in depth.

Basis of Payment: This work will be paid for at the contract unit price per Square Yard for TEMPORARY RAMP, HOT-MIX ASPHALT, which price shall include all costs of furnishing, placing and maintaining the ramps. Removal of the temporary ramps prior to the placement of permanent pavement shall also be included in this item.

25 DECORATIVE PAVER DRIVEWAY OR SIDEWALK REMOVAL & REPLACEMENT

Description: This work shall consist of removal and replacement of existing decorative concrete or brick paver driveways or sidewalks per the applicable portions of Check Sheet LRS 14 of the SSRBC except as amended herein.

At those locations noted on the plans or as directed by the Engineer, the Contractor shall remove existing decorative pavers in such a manner so that no damage occurs to the pavers and with full intent to reuse said paver blocks. Any decorative paver block damaged to an extent that it may not be reused as part of the final pavement, sidewalk or driveway shall be replaced in kind by the Contractor at no additional cost to the Village.

Extent of existing paver removal shall be at the direction of the Engineer. This removal will only be that amount necessary to construct the new curb and gutter or other appurtenance, and replace the decorative pavers to an acceptable grade and appearance.

At those locations where it is determined that an existing bituminous base warrants removal and replacement or repair, this portion of the work would be performed and measured for payment per the special provision for CLASS D PATCHING, of the necessary thickness.

Basis of Payment: This work will be paid for at the contract unit price per Square Yard for DECORATIVE PAVER DRIVEWAY REMOVAL AND REPLACEMENT or DECORATIVE PAVER SIDEWALK REMOVAL AND REPLACEMENT, which price shall be payment in full for all materials and work as specified herein.

Village of Downers Grove – 2016 Resurfacing (A)

26 CONSTRUCTION STAKING

Description: The Contractor shall furnish and place all construction layout stakes for this project. This work shall be conducted by competent personnel with suitable equipment and supervised by a licensed Illinois Land Surveyor. The Contractor shall be responsible for layout for all curb, sidewalk, pipe culvert, driveway and pavement removal and replacement, such that all finished work shall conform substantially to the lines, grades, elevations and dimensions shown on the plans.

The Contractor shall provide adequate control points to construct the individual Project elements, and shall provide the Engineer with adequate control in close proximity to check the compliance of the elements constructed.

Basis of Payment: This work will be paid for at the contract Lump Sum price for CONSTRUCTION STAKING.

27 MANHOLE AND INLET CONSTRUCTION

Description: This work shall consist of the construction of precast concrete drainage structures of the size and type shown on the plans or specified by the Engineer. Included in the contract unit price shall be all excavation, bedding, backfilling and reconnection of all existing inlet and outlet pipe. For all new structures backfill materials shall be mechanically compacted SELECTED GRANULAR BACKFILL placed per the special provision elsewhere in these documents.

All structures in excess of four feet in depth shall be equipped with cast iron steps meeting the standards of ASTM A48. Precast sections shall conform to ASTM C 478 and shall be substantially free from fractures, large or deep cracks and surface roughness. Joints between precast sections shall be designed for rubber gaskets or bituminous mastic material.

Adequate foundation for all structures shall be obtained by removal and replacement of unsuitable materials with well graded granular material; or by tightening with coarse ballast rock, or by such other means as provided for foundation preparation of the connected sewers.

Precast base sections, risers and bottoms, shall be one piece and shall be placed on a well graded granular bedding of not less than two (2) inches in thickness. The bedding course shall be firmly tamped and made smooth and level to assure uniform contact and support of the precast element.

All lift holes shall be completely filled with mortar to ensure water tightness.

Castings shall be set in mortar or bituminous mastic beds. The adjustment of the casting to the required final grade shall be made with precast concrete adjusting rings. Maximum adjustment with rings shall be twelve (12) inches. Brick, concrete block, or wooden shims will not be permitted. Precast concrete adjusting rings shall be set in mortar or bituminous mastic beds.

In pavements, frames and grates or lids shall be heavy duty.

Basis of Payment: This work shall be paid for at the contract unit price Each for or INLET, TYPE A, 24" WITH NEW FRAME AND GRATE (TYPE SPECIFIED) or INLET, TYPE B, 36" WITH SALVAGED FRAME AND GRATE which price shall be payment in full for all labor and materials specified herein including SELECTED GRANULAR BACKFILL.

Village of Downers Grove – 2016 Resurfacing (A)

28 **SELECTED GRANULAR BACKFILL**

Description: All trenches and excavations beneath pavements and driveways, as shown on the plans or as directed by the Engineer in the field, will require SELECTED GRANULAR BACKFILL.

Such material shall meet the applicable requirements of Section 1004 of the SSRBC, except as amended herein. Except for the capping aggregate, the material will meet the gradation for CA-7, CA-11 or the gradation commonly known as ¾" chip.

Backfill shall be placed in maximum 12" lifts and compacted by vibrating plate or other mechanical compacting device in a manner consistent with the Standard Specifications, to ensure that no future settlement occurs.

All backfilling shall be done in accordance with Section 20-2.21 of the Standard Specifications for Water and Sewer Main Construction in Illinois. Specifically, all trenches and excavations other than those shown on the plans or designated by the Engineer to receive SELECTED GRANULAR BACKFILL shall be backfilled by any acceptable method which will not dislodge or damage the pipe, or cause bridging action in the trench. After SELECTED GRANULAR BACKFILL is placed as haunching to one-half pipe outside diameter, spoil material may be used as backfill in turf areas.

All backfilling, including granular bedding and backfill of approved excavated material, and placement and compaction of SELECTED GRANULAR BACKFILL around new or reconstructed storm sewer or structures shall be considered incidental to the contract.

When Select Backfill is placed to the existing surface elevation and used as a temporary driving or walking surface, this item shall also include the maintenance of trench surface in a safe and usable condition, satisfactory to the engineer, until the permanent proposed pavement or walkway is completed.

This item also includes the disposal of the surplus excavated material that is replaced by selected granular backfill. Any material meeting the aforementioned gradation that has been excavated from the trenches may be used for backfilling the trenches. However, no compensation will be allowed as selected granular backfill for the portion of the trench backfilled with excavated material.

Basis of Payment: All work to backfill around new and reconstructed storm sewer or structures with SELECTED GRANULAR BACKFILL shall be considered Incidental to each respective pay item and will not be paid for separately.

29 **HOT-MIX ASPHALT SURFACE REMOVAL, VARIABLE DEPTH**

Description: This work shall be done in accordance with Section 440 of the SSRBC except as amended herein.

At those locations designated for HMA Surface Removal, Variable Depth, existing HMA material over existing concrete or brick bases varies in thickness. Unless otherwise directed by the engineer, it is intended that existing HMA surface is to be removed exposing the underlying concrete or brick base.

Village of Downers Grove – 2016 Resurfacing (A)

Basis of Payment: This work shall be paid for at the contract unit price per Square Yard for HOT-MIX ASPHALT SURFACE REMOVAL, VARIABLE DEPTH, 2.0" TO 4.5"

30 PIPE UNDERDRAIN, 4"

Description: This work shall consist of construction of pipe underdrains at locations noted on the Schedule of Quantities, or as directed by the Engineer, per the included detail and per the applicable portions of Section 601 of the SSRBC except as amended herein.

In lieu of FA 1 or FA 2 for trench backfill, CA 16 per Articles 1004.05 and 1004.01 shall be utilized. The CA-16 aggregate utilized for trench backfill, shall be limited to 100% crushed material.

The trench shall be wrapped using a fabric envelope meeting the requirements of Article 1080.05 of the standard Specifications. The fabric encompassing the trench shall be in addition to the fabric required to be placed in direct contact with the pipe.

Unless otherwise allowed by the Engineer, this work shall take place after Bituminous Surface Removal operations and prior to placement of proposed HMA binder course. The contractor shall be responsible for the protection of the placed underdrain such that no damage occurs prior to final surface course paving and acceptance.

Basis of Payment: This work will be paid for at the contract unit price per Linear Foot for PIPE UNDERDRAIN, 4" which price shall include all work as specified herein

31 PREPARATION OF AGGREGATE BASE

Description: This work shall consist of repair and preparation of existing aggregate bases remaining after bituminous surface removal operations and performed in accordance with the applicable portions of Section 358 of the SSRBC, except as amended herein.

This work shall include the removal and disposal of any undesirable material remaining after the bituminous surface removal operations. Undesirable material is generally referring to remaining chunks of asphalt, pavement, vegetation, dirt, etc., existing in or on the aggregate base which cannot be incorporated back into the work as aggregate base.

Removal of any unsuitable soils from the subgrade beneath the aggregate base shall be per the provision for Porous Granular Embankment, Special.

After repair of base, the existing aggregate and any aggregate placed as part of the repair shall be graded to a minimum 2% cross slope to obtain a proper crown in the roadway to the satisfaction of the Engineer.

Additional aggregate required for the repair of the base shall be limited to crushed aggregate meeting the gradation of CA-6. The use of additional rollers per Section 1101 of the Standard Specifications will be allowed.

Village of Downers Grove – 2016 Resurfacing (A)

Basis of Payment: All work in connection with the repair and preparation of aggregate bases, except necessary additional aggregate, shall be paid for at the contract unit price per Square Yard for PREPARATION OF AGGREGATE BASE.

Additional aggregate required for the repair of the aggregate base or to achieve proper crown shall be paid for at the contract unit price per Ton for AGGREGATE BASE REPAIR.

32 AGGREGATE FOR TEMPORARY ACCESS

Description: This work shall consist of construction and maintenance of an aggregate surface ramp for temporary access to side streets and abutting properties as part of construction operations, per the applicable portions of Article 107.09 of the Standard Specifications except as amended herein.

Materials: The aggregate shall be limited to crushed aggregate meeting the gradation CA-6 and shall meet the requirements of Article 1004.04 of the Standard Specifications.

This item is limited to those locations where bituminous surface removal operations of 2 ½" (two and one half) inches or more expose the aggregate base and access is to be maintained to or across adjacent streets and curb and gutter.

Construction Requirements: After bituminous surface removal operations and prior to placement of the permanent pavement, temporary aggregate shall be placed and maintained as ramping between the existing aggregate base and all side streets, abutting properties and crosswalks where vehicle and pedestrian traffic is to be maintained. Temporary material shall be placed for the full width of the abutting property driveways or side streets.

Immediately ahead of base course paving, the temporary aggregate ramps shall be removed and may be utilized in the permanent construction or otherwise disposed of. Removal of the temporary aggregate shall be considered incidental to this item.

Method of Measurement: This work will be measured in place in tons.

Basis of Payment: This work shall be paid for at the contract unit price per Ton for AGGREGATE FOR TEMPORARY ACCESS, which price shall include all costs of furnishing, placing, maintaining and removing aggregate.

33 EROSION, SEDIMENTATION AND DUST CONTROL

Description: Throughout each and every phase of the project, all downstream ditches and storm sewers shall be protected from the run-off of roadway surfaces, excavations, and other construction activities generating the movement of dirt, mud, dust and debris. This work shall consist of constructing temporary erosion and sedimentation control systems as shown on the plans or as directed by the Engineer. The work shall be placed by methods and with materials in accordance with Sections 280, 1080 and 1081 of the SSRBC, except as amended herein.

Village of Downers Grove – 2016 Resurfacing (A)

All roadway surfaces shall be kept free of dirt, mud, dust and debris of any kind at all times through all phases of the project. All downstream ditches shall be protected from erosion and sedimentation by the installation of silt fence ditch checks; straw bales shall not be used. Piles of excavated material and/or trench backfill material, allowed to be in place in excess of three days, shall be protected against erosion and sedimentation runoff by use of silt fence. Storm sewer inlet structures or manholes shall be protected by temporary placement of geotextile fabric, filter baskets, or solid lids, as authorized in the field by the Engineer.

Dirt, mud, dust and debris of any kind shall be removed from the roadway surface to the satisfaction of the Engineer by any one or combination of the following: approved mechanical sweeping equipment, manual labor, or other approved techniques.

Erosion and sedimentation control measures as indicated in the Erosion Control Plan, or as directed by the Engineer shall be installed on the project site prior to beginning any construction activities which will potentially create conditions subject to erosion. Erosion control devices shall be in place and approved by the Engineer as to proper placement and installation prior to beginning other work. Erosion control protection for Contractor equipment storage sites, plant sites, and other sites shall be installed by the Contractor and approved by the Engineer prior to beginning construction activities at each site.

On those streets designated for Aggregate Base Repair and Preparation of Aggregate Base, dust control shall include the application of water to the existing aggregate base, as conditions warrant, by water truck or other approved method. Unless otherwise directed by the Engineer, during dry periods between rains, a minimum of two applications per day will be necessary.

Temporary or permanent storage in the flood plain of the following are prohibited unless elevated or flood proofed to one foot above the base flood elevation:

- Items susceptible to flood damage; or
- Unsecured buoyant materials or materials that may cause off-site damage including bulky materials, flammable liquids, chemicals, explosives, pollutants, or other hazardous materials; or
- Landscape waste.

Silt Fence Placement, maintenance, and removal of silt fence at areas designated by the Engineer. The work shall be placed by methods and materials in accordance with Sections 280 and 1080 of the SSRBC, except as amended herein.

Erosion Barrier, Special Placement, maintenance, and removal of EROSION BARRIER, SPECIAL shall be by methods and materials in accordance with applicable portions of Sections 280, 1080 and 1081 of the SSRBC, except as amended herein.

Barrier shall be placed approximately two (2 ft) +/- off edge of existing pavement or sidewalks being repaired at those locations noted on the schedule of quantities or as designated by the Engineer.

Barrier shall consist of a combination of two (2) excelsior logs or sediment filter logs staked immediately adjacent and parallel to each other. Barrier is intended to protect more sensitive wetland vegetation and turf areas from runoff and any and all workers and equipment during the duration of the improvements. All contract work near these designated sections shall take place outside the EROSION BARRIER, SPECIAL.

Village of Downers Grove – 2016 Resurfacing (A)

DEFICIENCY CHARGE:

The Village reserves the right to apply deficiency deductions per the applicable portions of Article 105.03 of the SSRBC.

Basis of Payment: This work shall be paid for at the contract Lump Sum price for: EROSION, SEDIMENTATION AND DUST CONTROL, except for INLET FILTERS and EROSION BARRIER, SPECIAL which shall be paid for separately.

This work shall also be paid for at the contract unit price per Each for INLET FILTERS or INLET FILTERS CLEANING.

The double row of excelsior or sediment logs shall be measured as one and shall be paid for at the contract unit price per Linear Foot for EROSION BARRIER, SPECIAL.

34 TRAFFIC CONTROL, MAINTENANCE OF TRAFFIC

Description: This item shall include the furnishing, installing, maintaining, relocating and removing of all traffic control devices and personnel used for the purpose of regulating, warning, or directing traffic during the construction of this project. Placement and maintenance of all traffic control devices shall be in accordance with the applicable parts of Article 107.14 and Section 701 of the Standard Specifications and included Highway Standards. All traffic control devices used on this project shall conform to the Standard Specifications for Traffic Control Devices and the Illinois Manual on Uniform Traffic Control Devices. No waiving of these requirements will be allowed without prior written approval of the Engineer.

The Contractor shall protect all workers engaged in the project, and shall provide for safe and convenient public travel by providing adequate traffic control under all circumstances. Such circumstances may include, but not be limited to work performed along the route under construction, road closures for construction operations of any type, or when any section of the road is opened to traffic prior to completion of all work. The Contractor shall ensure that work zone in question is properly signed, barricaded and otherwise marked.

The contractor will be responsible for the proper location, installation, and arrangement of all traffic control devices during the period of construction. All open excavations shall be protected by Type I barricades equipped with working bi-directional flashing lights at each end of the excavation, as well as at 50-foot intervals between ends for excavations greater than 50 feet in length and weighted down by **one sandbag per each barricade**. All street closures shall be protected by Type III barricades equipped with working bi-directional flashing lights and weighted down by **eight sandbags per each barricade**.

The Contractor shall plan his work so that there will be no open excavations during non-working hours and that all barricades not necessary have been removed from the pavement during non-working hours.

In the event that one direction of vehicular travel must be closed, the Contractor has the option of setting up a detour route or using flaggers (minimum of two) to direct traffic around the work area. The Engineer shall approve proper signing and barricading of the detour route and lane closures, and shall issue written authorization prior to closure.

Village of Downers Grove – 2016 Resurfacing (A)

In the event that both directions of vehicular travel must be closed, the Contractor shall set up a detour route to direct traffic around the work area. The Engineer shall approve proper signing and barricading of the detour route and shall issue written authorization prior to closure.

The Contractor shall maintain his operations in a manner such that traffic flow shall not be substantially impeded during the construction of the proposed improvements. Where traffic must cross open trenches during a given work day, the Contractor shall provide steel plates at street intersections and driveways. Prior to the end of a given work day, the pavement surface shall be temporarily restored.

No open excavation may be left overnight or on the weekend without the express written permission of the Engineer.

No street closure shall be permitted without the express written permission of the Engineer. No street closure may exceed 800 linear feet, nor be in effect from Friday night at 4:30PM to Monday morning at 9:00AM. Where it is necessary to establish a temporary detour, all the requirements of the Standard Specifications and MUTCD shall be met.

As the condition and location of the work changes, the Contractor shall maintain all traffic control devices and personnel engaged in traffic control, in a manner that will accommodate the changing particulars of the work at any given time. Advance warnings, detour and directional information and other controls or directions necessary for safe passage of traffic around the work site shall be reviewed and changed, if necessary, to meet the needs of the situation. Signage erected, but not necessary or proper for the situation ahead shall be covered or taken down. Barricading and signage shall be monitored by the Contractor on a daily basis to ensure that it meets the requirements for work zone safety for the conditions of the particular work being performed.

The Contractor shall provide a name and phone number of a responsible party capable of providing emergency service, 24 hours per day, for the duration of the Project.

DEFICIENCY CHARGE:

The primary concern of the Village is to maintain a safe travel way for the public and a safe environment for the work in the construction zone. The Contractor is expected to comply with the Standard Specifications, contract plans, the Special Provisions and directions from the Engineer concerning traffic control and protection. The Contractor shall provide a telephone number where a responsible individual can be contacted on a 24-hour-a-day basis to receive notification of any deficiencies regarding traffic control and protection. The Contractor shall immediately respond correcting traffic control deficiencies by dispatching workers, materials and equipment to correct such deficiencies.

Failure to comply with directions from the Engineer for corrections or modifications to the traffic control and protection will result in a deduction of either \$1,000 or 0.05 percent of the awarded contract value, whichever is greater, in accordance with Article 105.03. This charge is separate from the cost of any corrective work ordered. The Contractor shall not be relieved of any contractual responsibilities by the Village's actions.

Basis of Payment: This work shall be paid for at the contract Lump Sum price for TRAFFIC CONTROL, MAINTENANCE OF TRAFFIC which price shall be payment in full for the installation and maintenance of proper traffic control to protect the work and public for the duration of the Project

Village of Downers Grove – 2016 Resurfacing (A)

35 HOT-MIX ASPHALT BINDER AND SURFACE COURSE

This item shall be done in accordance with all applicable parts of Sections 406 and 1030 of the SSRBC, the included D-1 and BDE Specifications, and included mix table.

The target value for the air voids of the Hot-Mix Asphalt Surface Course, Mix D, N50 shall be 3.5% at the design number of gyrations.

HOT-MIX ASPHALT MIXTURE REQUIREMENTS	
MIXTURE TYPE	AIR VOIDS
PAVEMENT RESURFACING	
Hot-Mix Asphalt Binder Course, IL-19.0, N50	4% @ 50 Gyr.
Leveling Binder (Machine Method), N50 (IL-9.5 mm)	4% @ 50 Gyr.
Hot-Mix Asphalt Surface Course, Mix "D", N50 (IL-9.5 mm)	3.5% @ 50 Gyr.
PATCHING	
Class D Patches (HMA Binder IL-19 mm)	4% @ 50 Gyr.
Pavement Removal & HMA Replacement (HMA Binder IL-19 mm)	4% @ 50 Gyr.
DRIVEWAYS	
Hot-Mix Asphalt Surface Course, Mix "D", N50 (IL-9.5 mm), 2" and 3"	3.5% @ 50 Gyr.
Hot-Mix Asphalt Base Course (HMA Binder IL-19 mm),	4% @ 50 Gyr.
WALKWAYS	
Hot-Mix Asphalt Surface Course, Mix "D", N50 (IL-9.5 mm), 3"	3.5% @ 50 Gyr.

The unit weight used to calculate all Hot-Mix Asphalt Surface Mixture Quantities is 112 Lbs/SqYd/In.

The "AC Type" for polymerized HMA mixes shall be SBS/SBR PG 76-22 and for non-polymerized HMA the "AC Type" shall be "PG 64-22" unless modified by district one special provisions. For use of recycled materials see special provisions.

All preparation of the existing base shall be considered incidental to its respective pay item. This shall include but not be limited to cleaning cracks with an air compressor or other approved method prior to placement of mixture for cracks, joints and flangeways.

Basis of Payment: Prime Coat shall be paid for at the contract unit price per Gallon for BITUMINOUS MATERIALS (PRIME COAT), and at the contract unit price per Ton for AGGREGATE (PRIME COAT).

The HMA surfacing shall be paid for at the contract unit price per Ton for MIXTURE FOR CRACKS, JOINTS AND FLANGEWAYS and HOT-MIX ASPHALT BINDER COURSE, IL-19.0, N50 and LEVELING BINDER (MACHINE METHOD), N50, and HOT-MIX ASPHALT SURFACE COURSE, MIX D, N50.

Village of Downers Grove – 2016 Resurfacing (A)

36 **IEPA CLEAN CONSTRUCTION AND DEMOLITION DEBRIS**

Description: If construction activities will result in removal and disposal of excavation spoils, per Illinois Public Act 96-1416 and the Illinois Environmental Protection Agency, soil sampling and analysis, along with certification from a licensed professional engineer (PE) or licensed professional geologist (PG) that the soil is uncontaminated, will be required prior to clean construction and demolition debris (CCDD) facility acceptance. However, if the subject property has never been used for industrial or commercial purposes, and is not adjacent to Potentially Impacted Properties (PIP's), then the site owner or operator may certify that the soil is uncontaminated by use of IEPA form LPC-662.

To facilitate meeting the above requirements, the Village will supply a signed LPC-663 or LPC-662 form. Neither the LPC-663/662, nor the report shall be considered a guarantee that excavated material shall meet the requirements of Illinois Public Act 96-1416, and the Contractor shall be responsible for satisfactory removal and disposal of all material as specified herein. No additional environmental testing of the existing on-site material may be performed without prior written permission from the Engineer. In the event that Contractor performs any additional testing without the written permission of the Engineer, Contractor will be required to properly and legally dispose of all material from the project site, regardless of its suitability for disposal in a CCDD facility, at his own expense, without any additional payment for testing, hauling and disposal as specified below.

The Village anticipates that one or more of the following CCDD facilities will accept material from this project:

- Reliable Lyons CCDD, 4226 Lawndale Ave, Lyons, IL 60534
- Hanson Material Service, 125 N Independence Blvd Romeoville, IL 60446
- Bluff City Materials, 1245 Gifford Rd, Elgin, IL 60120
- Vulcan Materials, 5500 Joliet Rd, McCook, IL 60525
- Heartland Recycling Aurora CCDD, Mettel Rd, Aurora, IL 60505

Contractor shall consult with these facilities prior to submitting a bid for this project. Contractor shall base his bid on hauling all CCDD generated by this project to these facilities. No additional compensation will be allowed for hauling to any other facilities, for any reason, unless none of the above listed facilities will accept the material. If an alternate facility was approved by the Village prior to bid submittal, and that facility will no longer accept the material, the facilities listed above shall be used by the Contractor at no additional cost to the Village, unless none of the above facilities will accept the material. In the case where neither any of the above listed facilities, nor a pre-approved alternate facility, will accept the material, the Village and Contractor shall attempt to locate an alternate facility, unless the material is classified as unsuitable for disposal in a CCDD facility, in which case it shall be hauled to a landfill and paid for as specified below. Should the Contractor wish to haul material to an alternate facility, the name, location and contact information for the proposed facility shall be submitted to the Village for evaluation, a minimum of five (5) calendar days prior to submission of a bid. Any costs associated with additional sampling, analysis, and/or reporting to meet the acceptance requirements of the alternate facility shall be borne by the bidding Contractor and included within the Contractor's bid. By submitting a bid, Contractor agrees that at least one (1) of the above listed facilities, or an alternate facility approved by the Village in writing prior to the submission of the bid, will accept the material and shall be used for disposal of all CCDD from this project, unless otherwise determined to be non-hazardous special waste as specified below. In the event that the Contractor needs to alter the CCDD facility used for placement of excavated material, the Contractor shall notify the Engineer no later than three (3) days in advance of the planned alteration. In no event shall material be hauled to an alternate facility without the written permission of the Engineer.

Village of Downers Grove – 2016 Resurfacing (A)

Construction Requirements: The Contractor shall be responsible for satisfactory removal and disposal of all waste material, asphalt, concrete, stone, dirt, and debris generated or discovered in the course of the work. Removal and disposal of excavation items being disposed of at a clean construction and demolition debris (CCDD) facility shall meet the requirements of Public Act 96-1416. This work shall be incidental and shall not be paid for separately, with the exception of the **ADDITIONAL HAULING SURCHARGE, NON-HAZARDOUS SPECIAL WASTE** as specified below.

The temporary storing of excavated materials within the public right-of-way or project limits shall not be allowed unless approved by the Engineer. It shall be the Contractor's responsibility to find an approved dumpsite for debris and any excavated materials. The Village will not provide one.

The Contractor shall employ a licensed testing firm, as approved by Engineer, to screen each truck-load of material on-site, using a PID or FID field screen or other acceptable method. The PID shall be calibrated on a daily basis. The Contractor shall enter all truck-loads leaving the site into an on-site screening log including, but not limited to, project name, date, time, weather conditions, name of screener, hauling company, truck number, screening method, background PID reading, calibrated PID reading, truck/bucket PID reading, and description of materials screened. Each day prior to the first truck leaving the site, Engineer and Contractor's testing consultant shall agree on the allowable PID reading in accordance with the receiving CCDD facility procedures (typically 0.0 or daily background levels). The receiving CCDD facility may be consulted daily, or periodically, as needed to verify that the appropriate value is being used. If said screen indicates levels that will be unacceptable for disposal at the CCDD facility, the material shall be quarantined on-site for further evaluation. If material is rejected at the CCDD facility, it shall be returned to the project site and quarantined for further evaluation. No additional compensation shall be allowed for returning a rejected load back to the project site, or any other additional hauling, loading, unloading, etc, as may be required. Should it be determined by the Village or Village's agent that the material is not suitable for disposal in a CCDD facility, the Contractor shall be responsible for properly disposing of the material at an acceptable landfill, and providing the Village with all of the proper paperwork to document the material disposal with the IEPA. This work shall be paid for as specified below. If a truck-load is rejected by a CCDD facility after leaving the project site, and said truck-load is not identified in the on-site screening log, the Contractor shall still be required to properly dispose of the material and provide the Village with the necessary documentation, but shall not be additionally compensated as specified below.

All additional work to satisfy these requirements shall be the responsibility of the Contractor. All costs associated with meeting these requirements shall be paid for as specified herein. These costs shall include but are not limited to all required testing, lab analysis, and certification by a licensed professional engineer (PE) or licensed professional geologist (PG), if required, in addition to the cost of additional hauling, dump fees, etc. Payment for this work shall be in addition to payment for EARTH EXCAVATION per the contract unit price. No adjustment to the contract unit price will be allowed due to changes to quantities based on actual field conditions.

Basis of Payment: This work shall be paid for at the contract unit price per **LOAD** for **ADDITIONAL HAULING SURCHARGE, NON-HAZARDOUS SPECIAL WASTE**, which price shall be payment in full for the work as specified herein

CHECK SHEET
FOR
RECURRING SPECIAL PROVISIONS

Adopted April 1, 2016

The following RECURRING SPECIAL PROVISIONS indicated by an "X" are applicable to this contract and are included by reference:

<u>CHECK SHEET #</u>	<u>RECURRING SPECIAL PROVISIONS</u>	<u>PAGE NO.</u>
1	<input type="checkbox"/> Additional State Requirements for Federal-Aid Construction Contracts	1
2	<input type="checkbox"/> Subletting of Contracts (Federal-Aid Contracts)	4
3	<input type="checkbox"/> EEO	5
4	<input type="checkbox"/> Specific EEO Responsibilities Non Federal-Aid Contracts	15
5	<input type="checkbox"/> Required Provisions - State Contracts	20
6	<input type="checkbox"/> Asbestos Bearing Pad Removal	26
7	<input type="checkbox"/> Asbestos Waterproofing Membrane and Asbestos Hot-Mix Asphalt Surface Removal	27
8	<input type="checkbox"/> Temporary Stream Crossings and In-Stream Work Pads	28
9	<input type="checkbox"/> Construction Layout Stakes Except for Bridges	29
10	<input type="checkbox"/> Construction Layout Stakes	32
11	<input type="checkbox"/> Use of Geotextile Fabric for Railroad Crossing	35
12	<input type="checkbox"/> Subsealing of Concrete Pavements	37
13	<input type="checkbox"/> Hot-Mix Asphalt Surface Correction	41
14	<input type="checkbox"/> Pavement and Shoulder Resurfacing	43
15	<input type="checkbox"/> Patching with Hot-Mix Asphalt Overlay Removal	44
16	<input type="checkbox"/> Polymer Concrete	45
17	<input type="checkbox"/> PVC Pipeliner	47
18	<input type="checkbox"/> Bicycle Racks	48
19	<input type="checkbox"/> Temporary Portable Bridge Traffic Signals	50
20	<input type="checkbox"/> Work Zone Public Information Signs	52
21	<input type="checkbox"/> Nighttime Inspection of Roadway Lighting	53
22	<input type="checkbox"/> English Substitution of Metric Bolts	54
23	<input type="checkbox"/> Calcium Chloride Accelerator for Portland Cement Concrete	55
24	<input type="checkbox"/> Quality Control of Concrete Mixtures at the Plant	56
25	<input checked="" type="checkbox"/> Quality Control/Quality Assurance of Concrete Mixtures	64
26	<input type="checkbox"/> Digital Terrain Modeling for Earthwork Calculations	80
27	<input type="checkbox"/> Pavement Marking Removal	82
28	<input type="checkbox"/> Preventive Maintenance – Bituminous Surface Treatment	83
29	<input type="checkbox"/> Preventive Maintenance – Cape Seal	89
30	<input type="checkbox"/> Preventive Maintenance – Micro-Surfacing	104
31	<input type="checkbox"/> Preventive Maintenance – Slurry Seal	115
32	<input type="checkbox"/> Temporary Raised Pavement Markers	125
33	<input type="checkbox"/> Restoring Bridge Approach Pavements Using High-Density Foam	126

CHECK SHEET
FOR
LOCAL ROADS AND STREETS RECURRING SPECIAL PROVISIONS

Adopted April 1, 2016

The following LOCAL ROADS AND STREETS RECURRING SPECIAL PROVISIONS indicated by an "X" are applicable to this contract and are included by reference:

LOCAL ROADS AND STREETS RECURRING SPECIAL PROVISIONS

<u>CHECK SHEET #</u>		<u>PAGE NO.</u>
LRS 1	Reserved	130
LRS 2	<input type="checkbox"/> Furnished Excavation.....	131
LRS 3	<input type="checkbox"/> Work Zone Traffic Control Surveillance.....	132
LRS 4	<input type="checkbox"/> Flaggers in Work Zones.....	133
LRS 5	<input type="checkbox"/> Contract Claims.....	134
LRS 6	<input type="checkbox"/> Bidding Requirements and Conditions for Contract Proposals.....	135
LRS 7	<input type="checkbox"/> Bidding Requirements and Conditions for Material Proposals.....	141
LRS 8	Reserved	147
LRS 9	<input type="checkbox"/> Bituminous Surface Treatments.....	148
LRS 10	Reserved	149
LRS 11	<input type="checkbox"/> Employment Practices.....	150
LRS 12	<input type="checkbox"/> Wages of Employees on Public Works.....	152
LRS 13	<input type="checkbox"/> Selection of Labor.....	154
LRS 14	<input checked="" type="checkbox"/> Paving Brick and Concrete Paver Pavements and Sidewalks.....	155
LRS 15	<input type="checkbox"/> Partial Payments.....	158
LRS 16	<input type="checkbox"/> Protests on Local Lettings.....	159
LRS 17	<input type="checkbox"/> Substance Abuse Prevention Program.....	160
LRS 18	<input type="checkbox"/> Multigrade Cold Mix Asphalt.....	161

HMA MIXTURE DESIGN REQUIREMENTS (D-1)

Effective: January 1, 2013

Revised: November 1, 2014

1) Design Composition and Volumetric Requirements

Revise the last sentence of the first paragraph of Article 312.05 of the Standard Specifications to read:

"The minimum compacted thickness of each lift shall be according to Article 406.06(d)."

Delete the minimum compacted lift thickness table in Article 312.05 of the Standard Specifications.

Revise the second paragraph of Article 355.02 of the Standard Specifications to read:

"The mixture composition used shall be IL-19.0."

Revise Article 355.05(a) of the Standard Specifications to read:

"(a) The top lift thickness shall be 2 1/4 in. (60 mm) for mixture composition IL-19.0."

Revise the Leveling Binder table and second paragraph of Article 406.05(c) of the Standard Specifications to read:

"Leveling Binder	
Nominal, Compacted, Leveling Binder Thickness, in. (mm)	Mixture Composition
≤ 1 1/4 (32)	IL-4.75, IL-9.5, or IL-9.5L
> 1 1/4 to 2 (32 to 50)	IL-9.5 or IL-9.5L

The density requirements of Article 406.07(c) shall apply for leveling binder, machine method, when the nominal compacted thickness is: 3/4 in. (19 mm) or greater for IL-4.75 mixtures; and 1 1/4 in. (32 mm) or greater for IL-9.5 and IL-9.5L mixtures."

Revise the table in Article 406.06(d) of the Standard Specifications to read:

"MINIMUM COMPACTED LIFT THICKNESS	
Mixture Composition	Thickness, in. (mm)
IL-4.75	3/4 (19)
SMA-9.5, IL-9.5, IL-9.5L	1 1/2 (38)
SMA-12.5	2 (50)
IL-19.0, IL-19.0L	2 1/4 (57)"

Revise the ninth paragraph of Article 406.14 of the Standard Specifications to read:

"Test strip mixture will be evaluated at the contract unit price according to the following."

Revise Article 406.14(a) of the Standard Specifications to read:

“(a) If the HMA placed during the initial test strip is determined to be acceptable the mixture will be paid for at the contract unit price.”

Revise Article 406.14(b) of the Standard Specifications to read:

“(b) If the HMA placed during the initial test strip (1) is determined to be unacceptable to remain in place by the Engineer, and (2) was not produced within 2.0 to 6.0 percent air voids or within the individual control limits of the JMF according to the Department’s test results, the mixture will not be paid for and shall be removed at the Contractor’s expense. An additional test strip shall be constructed and the mixture will be paid for in full, if produced within 2.0 to 6.0 percent air voids and within the individual control limits of the JMF.”

Revise Article 406.14(c) of the Standard Specifications to read:

“(c) If the HMA placed during the initial test strip (1) is determined to be unacceptable to remain in place by the Engineer, and (2) was produced within 2.0 to 6.0 percent air voids and within the individual control limits of the JMF according to the Department’s test results, the mixture shall be removed. Removal will be paid according to Article 109.04. This initial mixture will be paid for at the contract unit price. An additional test strip shall be constructed and the mixture will be paid for in full, if produced within 2.0 to 6.0 percent air voids and within the individual control limits of the JMF.”

Delete Article 406.14(d) of the Standard Specifications.

Delete Article 406.14(e) of the Standard Specifications.

Delete the last sentence of Article 407.06(c) of the Standard Specifications.

Revise Note 2. of Article 442.02 of the Standard Specifications to read:

“Note 2. The mixture composition of the HMA used shall be IL-19.0 binder, designed with the same Ndesign as that specified for the mainline pavement.”

Delete the second paragraph of Article 482.02 of the Standard Specifications.

Revise the first sentence of the sixth paragraph of Article 482.05 of the Standard Specifications to read:

“When the mainline HMA binder and surface course mixture option is used on resurfacing projects, shoulder resurfacing widths of 6 ft (1.8 m) or less may be placed simultaneously with the adjacent traffic lane for both the binder and surface courses.”

Revise the second sentence of the fourth paragraph of Article 601.04 of the Standard Specifications to read:

“The top 5 in. (125 mm) of the trench shall be backfilled with an IL-19.0L Low ESAL mixture meeting the requirements of Section 1030 and compacted to a density of not less than 90 percent of the theoretical density.”

Revise the second sentence of the fifth paragraph of Article 601.04 of the Standard Specifications to read:

"The top 8 in. (200 mm) of the trench shall be backfilled with an IL-19.0L Low ESAL mixture meeting the requirements of Section 1030 and compacted to a density of not less than 90 percent of the theoretical density."

Revise Article 1003.03(c) of the Standard Specifications to read:

"(c) Gradation. The fine aggregate gradation for all HMA shall be FA 1, FA 2, FA 20, FA 21, or FA 22. The fine aggregate gradation for SMA shall be FA/FM 20.

For mixture IL-4.75 and surface mixtures with an Ndesign = 90, at least 50 percent of the required fine aggregate fraction shall consist of either stone sand, slag sand, or steel slag meeting the FA 20 gradation.

For mixture IL-19.0, Ndesign = 90 the fine aggregate fraction shall consist of at least 67 percent manufactured sand meeting FA 20 or FA 22 gradation. For mixture IL-19.0, Ndesign = 50 or 70 the fine aggregate fraction shall consist of at least 50 percent manufactured sand meeting FA 20 or FA 22 gradation. The manufactured sand shall be stone sand, slag sand, steel slag sand, or combinations thereof.

Gradation FA 1, FA 2, or FA 3 shall be used when required for prime coat aggregate application for HMA."

Delete the last sentence of the first paragraph of Article 1004.03(b) of the Standard Specifications.

Revise the table in Article 1004.03(c) of the Standard Specifications to read:

"Use	Size/Application	Gradation No.
Class A-1, 2, & 3	3/8 in. (10 mm) Seal	CA 16
Class A-1	1/2 in. (13 mm) Seal	CA 15
Class A-2 & 3	Cover	CA 14
HMA High ESAL	IL-19.0 IL-9.5	CA 11 ^{1/} CA 16, CA 13 ^{3/}
HMA Low ESAL	IL-19.0L IL-9.5L Stabilized Subbase or Shoulders	CA 11 ^{1/} CA 16
SMA ^{2/}	1/2 in. (12.5mm) Binder & Surface IL 9.5 Surface	CA13 ^{3/} , CA14 or CA16 CA16, CA 13 ^{3/}

1/ CA 16 or CA 13 may be blended with the gradations listed.

2/ The coarse aggregates used shall be capable of being combined with stone sand, slag sand, or steel slag sand meeting the FA/FM 20 gradation and mineral filler to meet the approved mix design and the mix requirements noted herein.

3/ CA 13 shall be 100 percent passing the 1/2 in. (12.5mm) sieve.

Revise Article 1004.03(e) of the Supplemental Specifications to read:

“(e) Absorption. For SMA the coarse aggregate shall also have water absorption ≤ 2.0 percent.”

Revise the nomenclature table in Article 1030.01 of the Standard Specifications to read:

“High ESAL	IL-19.0 binder; IL-9.5 surface; IL-4.75; SMA-12.5, SMA-9.5
Low ESAL	IL-19.0L binder; IL-9.5L surface; Stabilized Subbase (HMA) ^{1/} ; HMA Shoulders ^{2/}

1/ Uses 19.0L binder mix.

2/ Uses 19.0L for lower lifts and 9.5L for surface lift.”

Revise Article 1030.02 of the Standard Specifications and Supplemental Specifications to read:

“**1030.02 Materials.** Materials shall be according to the following.

Item	Article/Section
(a) Coarse Aggregate	1004.03
(b) Fine Aggregate	1003.03
(c) RAP Material	1031
(d) Mineral Filler	1011
(e) Hydrated Lime	1012.01
(f) Slaked Quicklime (Note 1)	
(g) Performance Graded Asphalt Binder (Note 2)	1032
(h) Fibers (Note 3)	
(i) Warm Mix Asphalt (WMA) Technologies (Note 4)	

Note 1. Slaked quicklime shall be according to ASTM C 5.

Note 2. The asphalt binder shall be an SBS PG 76-28 when the SMA is used on a full-depth asphalt pavement and SBS PG 76-22 when used as an overlay, except where modified herein. The asphalt binder shall be an Elvaloy or SBS PG 76-22 for IL-4.75, except where modified herein. The elastic recovery shall be a minimum of 80.

Note 3. A stabilizing additive such as cellulose or mineral fiber shall be added to the SMA mixture according to Illinois Modified AASHTO M 325. The stabilizing additive

shall meet the Fiber Quality Requirements listed in Illinois Modified AASHTO M 325. Prior to approval and use of fibers, the Contractor shall submit a notarized certification by the producer of these materials stating they meet these requirements. Reclaimed Asphalt Shingles (RAS) may be used in Stone Matrix Asphalt (SMA) mixtures designed with an SBA polymer modifier as a fiber additive if the mix design with RAS included meets AASHTO T305 requirements. The RAS shall be from a certified source that produces either Type I or Type 2. Material shall meet requirements noted herein and the actual dosage rate will be determined by the Engineer.

Note 4. Warm mix additives or foaming processes shall be selected from the current Bureau of Materials and Physical Research Approved List, "Warm Mix Asphalt Technologies".

Revise Article 1030.04(a)(1) of the Standard Specifications and the Supplemental Specifications to read:

"(1) High ESAL Mixtures. The Job Mix Formula (JMF) shall fall within the following limits.

High ESAL, MIXTURE COMPOSITION (% PASSING) ^{1/}										
Sieve Size	IL-19.0 mm		SMA ^{4/} IL-12.5 mm		SMA ^{4/} IL-9.5 mm		IL-9.5 mm		IL-4.75 mm	
	min	max	min	max	min	max	min	max	min	max
1 1/2 in. (37.5 mm)										
1 in. (25 mm)		100								
3/4 in. (19 mm)	90	100		100						
1/2 in. (12.5 mm)	75	89	80	100		100		100		100
3/8 in. (9.5 mm)				65	90	100	90	100		100
#4 (4.75 mm)	40	60	20	30	36	50	34	69	90	100
#8 (2.36 mm)	20	42	16	24 ^{5/}	16	32 ^{5/}	34 ^{6/}	52 ^{2/}	70	90
#16 (1.18 mm)	15	30					10	32	50	65
#30 (600 μm)			12	16	12	18				
#50 (300 μm)	6	15					4	15	15	30
#100 (150 μm)	4	9					3	10	10	18
#200 (75 μm)	3	6	7.0	9.0 ^{3/}	7.5	9.5 ^{3/}	4	6	7	9 ^{3/}
Ratio Dust/Asphalt Binder		1.0		1.5		1.5		1.0		1.0

1/ Based on percent of total aggregate weight.

2/ The mixture composition shall not exceed 44 percent passing the #8 (2.36 mm) sieve for surface courses with Ndesign = 90.

- 3/ Additional minus No. 200 (0.075 mm) material required by the mix design shall be mineral filler, unless otherwise approved by the Engineer.
- 4/ The maximum percent passing the #635 (20 μ m) sieve shall be \leq 3 percent.
- 5/ When establishing the Adjusted Job Mix Formula (AJMF) the percent passing the #8 (2.36 mm) sieve shall not be adjusted above the percentage stated on the table.
- 6/ When establishing the Adjusted Job Mix Formula (AJMF) the percent passing the #8 (2.36 mm) sieve shall not be adjusted below 34 percent.

Delete Article 1030.04(a)(3) of the Standard Specifications.

Delete Article 1030.04(a)(4) of the Standard Specifications.

Revise Article 1030.04(b)(1) of the Standard Specifications to read:

- (1) High ESAL Mixtures. The target value for the air voids of the HMA shall be 4.0 percent and for IL-4.75 it shall be 3.5 percent at the design number of gyrations. The VMA and VFA of the HMA design shall be based on the nominal maximum size of the aggregate in the mix, and shall conform to the following requirements.

VOLUMETRIC REQUIREMENTS High ESAL				
Ndesign	Voids in the Mineral Aggregate (VMA), % minimum			Voids Filled with Asphalt Binder (VFA), %
	IL-19.0	IL-9.5	IL-4.75 ^{1/}	
50	13.5	15.0	18.5	65 - 78 ^{2/}
70				
90				

1/ Maximum Draindown for IL-4.75 shall be 0.3 percent

2/ VFA for IL-4.75 shall be 72-85 percent^a

Revise the table in Article 1030.04(b)(2) of the Standard Specifications to read:

"VOLUMETRIC REQUIREMENTS Low ESAL				
Mixture Composition	Design Compactive Effort	Design Air Voids Target %	VMA (Voids in the Mineral Aggregate), % min.	VFA (Voids Filled with Asphalt Binder), %
IL-9.5L	N _{DES} =30	4.0	15.0	65-78
IL-19.0L	N _{DES} =30	4.0	13.5	N/A"

Replace Article 1030.04(b)(3) of the Standard Specifications with the following:

"(3) SMA Mixtures.

Volumetric Requirements SMA ^{1/}			
N _{design}	Design Air Voids Target %	Voids in the Mineral Aggregate (VMA), % min.	Voids Filled with Asphalt (VFA), %
80 ^{4/}	3.5	17.0 ^{2/}	75 - 83
		16.0 ^{3/}	

- 1/ Maximum draindown shall be 0.3 percent. The draindown shall be determined at the JMF asphalt binder content at the mixing temperature plus 30 °F.
- 2/ Applies when specific gravity of coarse aggregate is ≥ 2.760 .
- 3/ Applies when specific gravity of coarse aggregate is < 2.760 .
- 4/ Blending of different types of aggregate will not be permitted. For surface course, the coarse aggregate can be crushed steel slag, crystalline crushed stone or crushed sandstone. For binder course, coarse aggregate shall be crushed stone (dolomite), crushed gravel, crystalline crushed stone, or crushed sandstone.

Delete Article 1030.04(b)(4) of the Standard Specifications.

Delete Article 1030.04(b)(5) from the Supplemental Specifications.

Delete last sentence of the second paragraph of Article 1102.01(a) (13) a.

Add to second paragraph in Article 1102.01 (a) (13) a.:

"As an option, collected bag-house dust may be used in lieu of manufactured mineral filler, provided; 1) there is enough available for the production of the SMA mix for the entire project and 2) a mix design was prepared with collected bag-house dust."

Revise the table in Article 1030.05(d)(2)a. of the Standard Specifications to read:

"Parameter	Frequency of Tests		Test Method See Manual of Test Procedures for Materials
	High ESAL Mixture	Low ESAL Mixture	
Aggregate Gradation % passing sieves: 1/2 in. (12.5 mm), No. 4 (4.75 mm), No. 8 (2.36 mm), No. 30 (600 µm) No. 200 (75 µm)	1 washed ignition oven test on the mix per half day of production	Note 3.	Illinois Procedure
Asphalt Binder Content by Ignition Oven Note 1.	1 per half day of production		Illinois-Modified AASHTO T 308
VMA Note 2.	Day's production ≥ 1200 tons: 1 per half day of production		Illinois-Modified AASHTO R 35
	Day's production < 1200 tons: 1 per half day of production for first 2 days and 1 per day thereafter (first sample of the day)		
Air Voids Bulk Specific Gravity of Gyrotory Sample Note 4.	Day's production ≥ 1200 tons: 1 per half day of production		Illinois-Modified AASHTO T 312
	Day's production < 1200 tons: 1 per half day of production for first 2 days and 1 per day thereafter (first sample of the day)		
Maximum Specific Gravity of Mixture	Day's production ≥ 1200 tons: 1 per half day of production		Illinois-Modified AASHTO T 209
	Day's production < 1200 tons: 1 per half day of production for first 2 days and 1 per day thereafter (first sample of the day)		

- Note 1. The Engineer may waive the ignition oven requirement for asphalt binder content if the aggregates to be used are known to have ignition asphalt binder content calibration factors which exceed 1.5 percent. If the ignition oven requirement is waived, other Department approved methods shall be used to determine the asphalt binder content.
- Note 2. The G_{sb} used in the voids in the mineral aggregate (VMA) calculation shall be the same average G_{sb} value listed in the mix design.
- Note 3. The Engineer reserves the right to require additional hot bin gradations for batch plants if control problems are evident.
- Note 4. The WMA compaction temperature for mixture volumetric testing shall be 270 ± 5 °F (132 ± 3 °C) for quality control testing. The WMA compaction temperature for quality assurance testing will be 270 ± 5 °F (132 ± 3 °C) if the mixture is not allowed to cool to room temperature. If the mixture is allowed to cool to room temperature, it shall be reheated to standard HMA compaction temperatures."

Revise the table in Article 1030.05(d)(2)b. of the Standard Specifications to read:

"Parameter	High ESAL Mixture Low ESAL Mixture
Ratio Dust/Asphalt Binder	0.6 to 1.2
Moisture	0.3 %"

Revise the Article 1030.05(d)(4) of the Supplemental Specifications to read:

- "(4) Control Limits. Target values shall be determined by applying adjustment factors to the AJMF where applicable. The target values shall be plotted on the control charts within the following control limits.

"CONTROL LIMITS						
Parameter	High ESAL		SMA		IL-4.75	
	Individual Test	Moving Avg. of 4	Test	Moving Avg. of 4	Individual Test	Moving Avg. of 4
% Passing: ^{1/}						
1/2 in. (12.5 mm)	± 6 %	± 4 %	± 6 %	± 4 %		
3/8 in. (9.5mm)			± 4 %	± 3 %		
No. 4 (4.75 mm)	± 5 %	± 4 %	± 5 %	± 4 %		
No. 8 (2.36 mm)	± 5 %	± 3 %	± 4 %	± 2 %		
No. 16 (1.18 mm)			± 4 %	± 2 %	± 4 %	± 3 %
No. 30 (600 µm)	± 4 %	± 2.5 %	± 4 %	± 2.5 %		
Total Dust Content No. 200 (75 µm)	± 1.5 %	± 1.0 %			± 1.5 %	± 1.0 %
Asphalt Binder Content	± 0.3 %	± 0.2 %	± 0.2 %	± 0.1 %	± 0.3 %	± 0.2 %
Voids	± 1.2 %	± 1.0 %	± 1.2 %	± 1.0 %	± 1.2 %	± 1.0 %
VMA	-0.7 % ^{2/}	-0.5 % ^{2/}	-0.7 % ^{2/}	-0.5 % ^{2/}	-0.7 % ^{2/}	-0.5 % ^{2/}

1/ Based on washed ignition oven

2/ Allowable limit below minimum design VMA requirement

DENSITY CONTROL LIMITS		
Mixture Composition	Parameter	Individual Test
IL-4.75	N _{design} = 50	93.0 - 97.4 % ^{1/}
IL-9.5	N _{design} = 90	92.0 - 96.0 %
IL-9.5, IL-9.5L	N _{design} < 90	92.5 - 97.4 %
IL-19.0	N _{design} = 90	93.0 - 96.0 %
IL-19.0, IL-19.0L	N _{design} < 90	93.0 ^{2/} - 97.4 %
SMA	N _{design} = 80	93.5 - 97.4 %

1/ Density shall be determined by cores or by correlated, approved thin lift nuclear gauge.

2/ 92.0 % when placed as first lift on an unimproved subgrade."

Revise the table in Article 1030.05(d)(5) of the Supplemental Specifications to read:

"CONTROL CHART REQUIREMENTS	High ESAL, Low ESAL, SMA & IL-4.75
Gradation ^{1/3/}	% Passing Sieves: 1/2 in. (12.5 mm) ^{2/} No. 4 (4.75 mm) No. 8 (2.36 mm) No. 30 (600 µm)
Total Dust Content ^{1/}	No. 200 (75 µm)
	Asphalt Binder Content
	Bulk Specific Gravity
	Maximum Specific Gravity of Mixture
	Voids
	Density
	VMA

1/ Based on washed ignition oven.

2/ Does not apply to IL-4.75.

3/ SMA also requires the 3/8 in. (9.5 mm) sieve."

Delete Article 1030.05(d)(6)a.1.(b.) of the Standard Specifications.

Delete Article 1030.06(b) of the Standard Specifications.

Delete Article 1102.01(e) of the Standard Specifications.

2) Design Verification and Production.

Description. The following states the requirements for Hamburg Wheel and Tensile Strength testing for High ESAL, IL-4.75, and Stone Matrix Asphalt (SMA) hot-mix asphalt (HMA) mixes during mix design verification and production.

Mix Design Testing. Add the following below the referenced AASHTO standards in Article 1030.04 of the Standard Specifications:

AASHTO T 324 Hamburg Wheel Test

AASHTO T 283 Tensile Strength Test

Add the following to Article 1030.04 of the Standard Specifications:

"(d) Verification Testing. High ESAL, IL-4.75, and SMA mix designs submitted for verification will be tested to ensure that the resulting mix designs will pass the required criteria for the Hamburg Wheel Test (IL mod AASHTO T-324) and the

Tensile Strength Test (IL mod AASHTO T-283). The Department will perform a verification test on gyratory specimens compacted by the Contractor. If the mix fails the Department's verification test, the Contractor shall make the necessary changes to the mix and resubmit compacted specimens to the Department for verification. If the mix fails again, the mix design will be rejected.

All new and renewal mix designs will be required to be tested, prior to submittal for Department verification and shall meet the following requirements:

- (1) Hamburg Wheel Test criteria. The maximum allowable rut depth shall be 0.5 in. (12.5 mm). The minimum number of wheel passes at the 0.5 in. (12.5 mm) rut depth criteria shall be based on the high temperature binder grade of the mix as specified in the mix requirements table of the plans.

Illinois Modified AASHTO T 324 Requirements ^{1/}

Asphalt Binder Grade	# Repetitions	Max Rut Depth (mm)
PG 70 -XX (or higher)	20,000	12.5
PG 64 -XX (or lower)	10,000	12.5

- ^{1/} When produced at temperatures of 275 ± 5 °F (135 ± 3 °C) or less, loose Warm Mix Asphalt shall be oven aged at 270 ± 5 °F (132 ± 3 °C) for two hours prior to gyratory compaction of Hamburg Wheel specimens.

Note: For SMA Designs (N-80) the maximum rut depth is 6.0 mm at 20,000 repetitions.
For IL 4.75mm Designs (N-50) the maximum rut depth is 9.0mm at 15,000 repetitions.

- (2) Tensile Strength Criteria. The minimum allowable conditioned tensile strength shall be 60 psi (415 kPa) for non-polymer modified performance graded (PG) asphalt binder and 80 psi (550 kPa) for polymer modified PG asphalt binder. The maximum allowable unconditioned tensile strength shall be 200 psi (1380 kPa)."

Production Testing. Revise Article 1030.06(a) of the Standard Specifications to read:

- "(a) High ESAL, IL-4.75, WMA, and SMA Mixtures. For each contract, a 300 ton (275 metric tons) test strip, except for SMA mixtures it will be 400 ton (363 metric ton), will be required at the beginning of HMA production for each mixture with a quantity of 3000 tons (2750 metric tons) or more according to the Manual of Test Procedures for Materials "Hot Mix Asphalt Test Strip Procedures".

Before start-up, target values shall be determined by applying gradation correction factors to the JMF when applicable. These correction factors shall be determined from previous experience. The target values, when approved by the Engineer, shall be used to control HMA production. Plant settings and control charts shall be set according to target values.

Before constructing the test strip, target values shall be determined by applying gradation correction factors to the JMF when applicable. After any JMF adjustment, the JMF shall become the Adjusted Job Mix Formula (AJMF). Upon completion of the first acceptable test strip, the JMF shall become the AJMF regardless of whether or not the JMF has been adjusted. If an adjustment/plant change is made, the Engineer may require a new test strip to be constructed. If the HMA placed during the initial test strip is determined to be unacceptable to remain in place by the Engineer, it shall be removed and replaced.

The limitations between the JMF and AJMF are as follows.

Parameter	Adjustment
1/2 in. (12.5 mm)	± 5.0 %
No. 4 (4.75 mm)	± 4.0 %
No. 8 (2.36 mm)	± 3.0 %
No. 30 (600 µm)	*
No. 200 (75 µm)	*
Asphalt Binder Content	± 0.3 %

* In no case shall the target for the amount passing be greater than the JMF.

Any adjustments outside the above limitations will require a new mix design.

Mixture sampled to represent the test strip shall include additional material sufficient for the Department to conduct Hamburg Wheel testing according to Illinois Modified AASHTO T324 (approximately 60 lb (27 kg) total).

The Contractor shall immediately cease production upon notification by the Engineer of failing Hamburg Wheel test. All prior produced material may be paved out provided all other mixture criteria is being met. No additional mixture shall be produced until the Engineer receives passing Hamburg Wheel tests.

The Department may conduct additional Hamburg Wheel tests on production material as determined by the Engineer."

Revise the title of Article 1030.06(b) of the Standard Specifications to read:

"(b) Low ESAL Mixtures."

Add the following to Article 1030.06 of the Standard Specifications:

"(c) Hamburg Wheel Test. All HMA mixtures shall be sampled within the first 500 tons (450 metric tons) on the first day of production or during start up with a split reserved for the Department. The mix sample shall be tested according to the Illinois Modified AASHTO T 324 and shall meet the requirements specified herein. Mix production shall not exceed 1500 tons (1350 metric tons) or one day's production, whichever comes first, until the testing is completed and the mixture is found to be in conformance. The

requirement to cease mix production may be waived if the plant produced mixture demonstrates conformance prior to start of mix production for a contract.

The Department may conduct additional Hamburg Wheel Tests on production material as determined by the Engineer. If the mixture fails to meet the Hamburg Wheel criteria, no further mixture will be accepted until the Contractor takes such action as is necessary to furnish a mixture meeting the criteria”

The Contractor shall immediately cease production upon notification by the Engineer of failing Hamburg Wheel test. All prior produced material may be paved out provided all other mixture criteria are being met. No additional mixture shall be produced until the Engineer receives passing Hamburg Wheel tests.

Method of Measurement:

Add the following after the fourth paragraph of Article 406.13 (b):

“The plan quantities of SMA mixtures shall be adjusted using the actual approved binder and surface Mix Design’s Gmb.”

Basis of Payment.

Replace the seventh paragraph of Article 406.14 of the Standard Specifications with the following:

“For all mixes designed and verified under the Hamburg Wheel criteria, the cost of furnishing and introducing anti-stripping additives in the HMA will not be paid for separately, but shall be considered as included in the contract unit price of the HMA item involved.

No additional compensation will be awarded to the Contractor because of reduced production rates associated with the addition of the anti-stripping additive.”

RECLAIMED ASPHALT PAVEMENT AND RECLAIMED ASPHALT SHINGLES (D-1)

Effective: November 1, 2012

Revise: January 2, 2015

Revise Section 1031 of the Standard Specifications to read:

"SECTION 1031. RECLAIMED ASPHALT PAVEMENT AND RECLAIMED ASPHALT SHINGLES

1031.01 Description. Reclaimed asphalt pavement and reclaimed asphalt shingles shall be according to the following.

- (a) Reclaimed Asphalt Pavement (RAP). RAP is the material resulting from cold milling or crushing an existing hot-mix asphalt (HMA) pavement. RAP will be considered processed FRAP after completion of both crushing and screening to size. The Contractor shall supply written documentation that the RAP originated from routes or airfields under federal, state, or local agency jurisdiction.
- (b) Reclaimed Asphalt Shingles (RAS). Reclaimed asphalt shingles (RAS). RAS is from the processing and grinding of preconsumer or post-consumer shingles. RAS shall be a clean and uniform material with a maximum of 0.5 percent unacceptable material, as defined in Bureau of Materials and Physical Research Policy Memorandum "Reclaimed Asphalt Shingle (RAS) Sources", by weight of RAS. All RAS used shall come from a Bureau of Materials and Physical Research approved processing facility where it shall be ground and processed to 100 percent passing the 3/8 in. (9.5 mm) sieve and 90 percent passing the #4 (4.75 mm) sieve. RAS shall meet the testing requirements specified herein. In addition, RAS shall meet the following Type 1 or Type 2 requirements.
 - (1) Type 1. Type 1 RAS shall be processed, preconsumer asphalt shingles salvaged from the manufacture of residential asphalt roofing shingles.
 - (2) Type 2. Type 2 RAS shall be processed post-consumer shingles only, salvaged from residential, or four unit or less dwellings not subject to the National Emission Standards for Hazardous Air Pollutants (NESHAP).

1031.02 Stockpiles. RAP and RAS stockpiles shall be according to the following.

- (a) RAP Stockpiles. The Contractor shall construct individual, sealed RAP stockpiles meeting one of the following definitions. Additional processed RAP (FRAP) shall be stockpiled in a separate working pile, as designated in the QC Plan, and only added to the sealed stockpile when test results for the working pile are complete and are found to meet tolerances specified herein for the original sealed FRAP stockpile. Stockpiles shall be sufficiently separated to prevent intermingling at the base. All stockpiles (including

unprocessed RAP and FRAP) shall be identified by signs indicating the type as listed below (i.e. "Non-Quality, FRAP #4 or Type 2 RAS", etc...).

- (1) Fractionated RAP (FRAP). FRAP shall consist of RAP from Class I, Superpave HMA (High and Low ESAL) or equivalent mixtures. The coarse aggregate in FRAP shall be crushed aggregate and may represent more than one aggregate type and/or quality but shall be at least C quality. All FRAP shall be processed prior to testing and sized into fractions with the separation occurring on or between the #4 (4.75 mm) and 1/2 in. (12.5 mm) sieves. Agglomerations shall be minimized such that 100 percent of the RAP in the coarse fraction shall pass the maximum sieve size specified for the mix the FRAP will be used in.
- (2) Restricted FRAP (B quality) stockpiles shall consist of RAP from Class I, Superpave (High ESAL), or HMA (High ESAL). If approved by the Engineer, the aggregate from a maximum 3.0 inch single combined pass of surface/binder milling will be classified as B quality. All millings from this application will be processed into FRAP as described previously.
- (3) Conglomerate. Conglomerate RAP stockpiles shall consist of RAP from Class I, Superpave HMA (High and Low ESAL) or equivalent mixtures. The coarse aggregate in this RAP shall be crushed aggregate and may represent more than one aggregate type and/or quality but shall be at least C quality. This RAP may have an inconsistent gradation and/or asphalt binder content prior to processing. All conglomerate RAP shall be processed (FRAP) prior to testing. Conglomerate RAP stockpiles shall not contain steel slag or other expansive material as determined by the Department.
- (4) Conglomerate "D" Quality (DQ). Conglomerate DQ RAP stockpiles shall consist of RAP from HMA shoulders, bituminous stabilized subbases or Superpave (Low ESAL)/HMA (Low ESAL) IL-19.0L binder mixture. The coarse aggregate in this RAP may be crushed or round but shall be at least D quality. This RAP may have an inconsistent gradation and/or asphalt binder content. Conglomerate DQ RAP stockpiles shall not contain steel slag or other expansive material as determined by the Department.
- (5) Non-Quality. RAP stockpiles that do not meet the requirements of the stockpile categories listed above shall be classified as "Non-Quality".

RAP or FRAP containing contaminants, such as earth, brick, sand, concrete, sheet asphalt, bituminous surface treatment (i.e. chip seal), pavement fabric, joint sealants, plant cleanout etc., will be unacceptable unless the contaminants are removed to the satisfaction of the Engineer. Sheet asphalt shall be stockpiled separately.

- (b) RAS Stockpiles. Type 1 and Type 2 RAS shall be stockpiled separately and shall be sufficiently separated to prevent intermingling at the base. Each stockpile shall be signed indicating what type of RAS is present.

However, a RAS source may submit a written request to the Department for approval to blend mechanically a specified ratio of type 1 RAS with type 2 RAS. The source will not be permitted to change the ratio of the blend without the Department prior written approval. The Engineer's written approval will be required, to mechanically blend RAS with any fine aggregate produced under the AGCS, up to an equal weight of RAS, to improve workability. The fine aggregate shall be "B Quality" or better from an approved Aggregate Gradation Control System source. The fine aggregate shall be one that is approved for use in the HMA mixture and accounted for in the mix design and during HMA production.

Records identifying the shingle processing facility supplying the RAS, RAS type and lot number shall be maintained by project contract number and kept for a minimum of three years.

1031.03 Testing. FRAP and RAS testing shall be according to the following.

- (a) FRAP Testing. When used in HMA, the FRAP shall be sampled and tested either during processing or after stockpiling. It shall also be sampled during HMA production.
 - (1) During Stockpiling. For testing during stockpiling, washed extraction samples shall be run at the minimum frequency of one sample per 500 tons (450 metric tons) for the first 2000 tons (1800 metric tons) and one sample per 2000 tons (1800 metric tons) thereafter. A minimum of five tests shall be required for stockpiles less than 4000 tons (3600 metric tons).
 - (2) Incoming Material. For testing as incoming material, washed extraction samples shall be run at a minimum frequency of one sample per 2000 tons (1800 metric tons) or once per week, whichever comes first.
 - (3) After Stockpiling. For testing after stockpiling, the Contractor shall submit a plan for approval to the District proposing a satisfactory method of sampling and testing the RAP/FRAP pile either in-situ or by restockpiling. The sampling plan shall meet the minimum frequency required above and detail the procedure used to obtain representative samples throughout the pile for testing.

Before extraction, each field sample of FRAP, shall be split to obtain two samples of test sample size. One of the two test samples from the final split shall be labeled and stored for Department use. The Contractor shall extract the other test sample according to Department procedure. The Engineer reserves the right to test any sample (split or Department-taken) to verify Contractor test results.

- (b) RAS Testing. RAS shall be sampled and tested during stockpiling according to Bureau of Materials and Physical Research Policy Memorandum, "Reclaimed Asphalt Shingle (RAS) Sources". The Contractor shall also sample as incoming material at the HMA plant.

- (1) During Stockpiling. Washed extraction and testing for unacceptable materials shall be run at the minimum frequency of one sample per 200 tons (180 metric tons) for the first 1000 tons (900 metric tons) and one sample per 1000 tons (900 metric tons) thereafter. A minimum of five samples are required for stockpiles less than 1000 tons (900 metric tons). Once a ≤ 1000 ton (900 metric ton), five-sample/test stockpile has been established it shall be sealed. Additional incoming RAS shall be in a separate working pile as designated in the Quality Control plan and only added to the sealed stockpile when the test results of the working pile are complete and are found to meet the tolerances specified herein for the original sealed RAS stockpile.
- (2) Incoming Material. For testing as incoming material at the HMA plant, washed extraction shall be run at the minimum frequency of one sample per 250 tons (227 metric tons). A minimum of five samples are required for stockpiles less than 1000 tons (900 metric tons). The incoming material test results shall meet the tolerances specified herein.

The Contractor shall obtain and make available all test results from start of the initial stockpile sampled and tested at the shingle processing facility in accordance with the facility's QC Plan.

Before extraction, each field sample shall be split to obtain two samples of test sample size. One of the two test samples from the final split shall be labeled and stored for Department use. The Contractor shall extract the other test sample according to Department procedures. The Engineer reserves the right to test any sample (split or Department-taken) to verify Contractor test results.

1031.04 Evaluation of Tests. Evaluation of tests results shall be according to the following.

- (a) Evaluation of FRAP Test Results. All test results shall be compiled to include asphalt binder content, gradation and, when applicable (for slag), G_{mm} . A five test average of results from the original pile will be used in the mix designs. Individual extraction test results run thereafter, shall be compared to the average used for the mix design, and will be accepted if within the tolerances listed below.

Parameter	FRAP
No. 4 (4.75 mm)	$\pm 6 \%$
No. 8 (2.36 mm)	$\pm 5 \%$
No. 30 (600 μm)	$\pm 5 \%$
No. 200 (75 μm)	$\pm 2.0 \%$
Asphalt Binder	$\pm 0.3 \%$
G_{mm}	$\pm 0.03 \%$

- 1/ For stockpile with slag or steel slag present as determined in the current Manual of Test Procedures Appendix B 21, "Determination of Reclaimed Asphalt Pavement Aggregate Bulk Specific Gravity".

If any individual sieve and/or asphalt binder content tests are out of the above tolerances when compared to the average used for the mix design, the FRAP stockpile shall not be used in Hot-Mix Asphalt unless the FRAP representing those tests is removed from the stockpile. All test data and acceptance ranges shall be sent to the District for evaluation.

The Contractor shall maintain a representative moving average of five tests to be used for Hot-Mix Asphalt production.

With the approval of the Engineer, the ignition oven may be substituted for extractions according to the Illinois Test Procedure, "Calibration of the Ignition Oven for the Purpose of Characterizing Reclaimed Asphalt Pavement (RAP)" or Illinois Modified AASHTO T-164-11, Test Method A.

- (b) Evaluation of RAS Test Results. All of the test results, with the exception of percent unacceptable materials, shall be compiled and averaged for asphalt binder content and gradation. A five test average of results from the original pile will be used in the mix designs. Individual test results run thereafter, when compared to the average used for the mix design, will be accepted if within the tolerances listed below.

Parameter	RAS
No. 8 (2.36 mm)	± 5 %
No. 16 (1.18 mm)	± 5 %
No. 30 (600 µm)	± 4 %
No. 200 (75 µm)	± 2.5 %
Asphalt Binder Content	± 2.0 %

If any individual sieve and/or asphalt binder content tests are out of the above tolerances when compared to the average used for the mix design, the RAS shall not be used in Hot-Mix Asphalt unless the RAS representing those tests is removed from the stockpile. All test data and acceptance ranges shall be sent to the District for evaluation.

- (c) Quality Assurance by the Engineer. The Engineer may witness the sampling and splitting conduct assurance tests on split samples taken by the Contractor for quality control testing a minimum of once a month.

The overall testing frequency will be performed over the entire range of Contractor samples for asphalt binder content and gradation. The Engineer may select any or all split samples for assurance testing. The test results will be made available to the Contractor as soon as they become available.

The Engineer will notify the Contractor of observed deficiencies.

Differences between the Contractor's and the Engineer's split sample test results will be considered acceptable if within the following limits.

Test Parameter	Acceptable Limits of Precision	
	FRAP	RAS
% Passing: ^{1/}		
1 / 2 in.	5.0%	
No. 4	5.0%	
No. 8	3.0%	4.0%
No. 30	2.0%	3.0%
No. 200	2.2%	2.5%
Asphalt Binder Content	0.3%	1.0%
G _{mm}	0.030	

1/ Based on washed extraction.

In the event comparisons are outside the above acceptable limits of precision, the Engineer will immediately investigate.

- (d) Acceptance by the Engineer. Acceptable of the material will be based on the validation of the Contractor's quality control by the assurance process.

1031.05 Quality Designation of Aggregate in RAP and FRAP.

- (a) RAP. The aggregate quality of the RAP for homogenous, conglomerate, and conglomerate "D" quality stockpiles shall be set by the lowest quality of coarse aggregate in the RAP stockpile and are designated as follows.
- (1) RAP from Class I, Superpave/HMA (High ESAL), or (Low ESAL) IL-9.5L surface mixtures are designated as containing Class B quality coarse aggregate.
 - (2) RAP from Superpave/HMA (Low ESAL) IL-19.0L binder mixture is designated as Class D quality coarse aggregate.
 - (3) RAP from Class I, Superpave/HMA (High ESAL) binder mixtures, bituminous base course mixtures, and bituminous base course widening mixtures are designated as containing Class C quality coarse aggregate.
 - (4) RAP from bituminous stabilized subbase and BAM shoulders are designated as containing Class D quality coarse aggregate.

- (b) FRAP. If the Engineer has documentation of the quality of the FRAP aggregate, the Contractor shall use the assigned quality provided by the Engineer.

If the quality is not known, the quality shall be determined as follows. Fractionated RAP stockpiles containing plus #4 (4.75 mm) sieve coarse aggregate shall have a maximum tonnage of 5,000 tons (4,500 metric tons). The Contractor shall obtain a representative sample witnessed by the Engineer. The sample shall be a minimum of 50 lb (25 kg). The sample shall be extracted according to Illinois Modified AASHTO T 164 by a consultant prequalified by the Department for the specified testing. The consultant shall submit the test results along with the recovered aggregate to the District Office. The cost for this testing shall be paid by the Contractor. The District will forward the sample to the BMPR Aggregate Lab for MicroDeval Testing, according to Illinois Modified AASHTO T 327. A maximum loss of 15.0 percent will be applied for all HMA applications. The fine aggregate portion of the fractionated RAP shall not be used in any HMA mixtures that require a minimum of "B" quality aggregate or better, until the coarse aggregate fraction has been determined to be acceptable thru a MicroDeval Testing.

1031.06 Use of FRAP and/or RAS in HMA. The use of FRAP and/or RAS shall be a Contractor's option when constructing HMA in all contracts.

- (a) FRAP. The use of FRAP in HMA shall be as follows.

- (1) Coarse Aggregate Size (after extraction). The coarse aggregate in all FRAP shall be equal to or less than the nominal maximum size requirement for the HMA mixture to be produced.
- (2) Steel Slag Stockpiles. FRAP stockpiles containing steel slag or other expansive material, as determined by the Department, shall be homogeneous and will be approved for use in HMA (High ESAL and Low ESAL) mixtures regardless of lift or mix type.
- (3) Use in HMA Surface Mixtures (High and Low ESAL). FRAP stockpiles for use in HMA surface mixtures (High and Low ESAL) shall have coarse aggregate that is Class B quality or better. FRAP shall be considered equivalent to limestone for frictional considerations unless produced/screened to minus 3/8 inch.
- (4) Use in HMA Binder Mixtures (High and Low ESAL), HMA Base Course, and HMA Base Course Widening. FRAP stockpiles for use in HMA binder mixtures (High and Low ESAL), HMA base course, and HMA base course widening shall be FRAP in which the coarse aggregate is Class C quality or better.
- (5) Use in Shoulders and Subbase. FRAP stockpiles for use in HMA shoulders and stabilized subbase (HMA) shall be FRAP, Restricted FRAP, conglomerate, or conglomerate DQ.

- (b) RAS. RAS meeting Type 1 or Type 2 requirements will be permitted in all HMA applications as specified herein.
- (c) FRAP and/or RAS Usage Limits. Type 1 or Type 2 RAS may be used alone or in conjunction with FRAP in HMA mixtures up to a maximum of 5.0% by weight of the total mix.

When FRAP is used alone or FRAP is used in conjunction with RAS, the percent of virgin asphalt binder replacement (ABR) shall not exceed the amounts indicated in the table below for a given N Design.

Max Asphalt Binder Replacement for FRAP with RAS Combination

HMA Mixtures ^{1/2/}	Maximum % ABR		
	Binder/Leveling Binder	Surface	Polymer Modified ^{3/}
Ndesign			
30L	50	40	10
50	40	35	10
70	40	30	10
90	40	30	10 ^{4/}
4.75 mm N-50			30
SMA N-80			20

- 1/ For HMA "All Other" (shoulder and stabilized subbase) N-30, the percent asphalt binder replacement shall not exceed 50% of the total asphalt binder in the mixture.
- 2/ When the binder replacement exceeds 15 percent for all mixes, except for SMA and IL-4.75, the high and low virgin asphalt binder grades shall each be reduced by one grade (i.e. 25 percent binder replacement using a virgin asphalt binder grade of PG64-22 will be reduced to a PG58-28). When constructing full depth HMA and the ABR is less than 15 percent, the required virgin asphalt binder grade shall be PG64-28.
- 3/ When the ABR for SMA or IL-4.75 is 15 percent or less, the required virgin asphalt binder shall be SBS PG76-22 and the elastic recovery shall be a minimum of 80. When the ABR for SMA or IL-4.75 exceeds 15%, the virgin asphalt binder grade shall be SBS PG70-28 and the elastic recovery shall be a minimum of 80.
- 4/ For polymerized surface mix used for overlays, with up to 10 percent ABR, an SBS PG70-22 will be required. However if used in full depth HMA, an SBS PG70-28 will be required.

1031.07 HMA Mix Designs. At the Contractor's option, HMA mixtures may be constructed utilizing RAP/FRAP and/or RAS material meeting the detailed requirements specified herein.

- (a) FRAP and/or RAS. FRAP and /or RAS mix designs shall be submitted for verification. If additional FRAP or RAS stockpiles are tested and found to be within tolerance, as defined under "Evaluation of Tests" herein, and meet all requirements herein, the additional FRAP or RAS stockpiles may be used in the original design at the percent previously verified.
- (b) RAS. Type 1 and Type 2 RAS are not interchangeable in a mix design. A RAS stone bulk specific gravity (Gsb) of 2.300 shall be used for mix design purposes.

1031.08 HMA Production. HMA production utilizing FRAP and/or RAS shall be as follows.

To remove or reduce agglomerated material, a scalping screen, gator, crushing unit, or comparable sizing device approved by the Engineer shall be used in the RAS and FRAP feed system to remove or reduce oversized material. If material passing the sizing device adversely affects the mix production or quality of the mix, the sizing device shall be set at a size specified by the Engineer.

If during mix production, corrective actions fail to maintain FRAP, RAS or QC/QA test results within control tolerances or the requirements listed herein the Contractor shall cease production of the mixture containing FRAP or RAS and conduct an investigation that may require a new mix design.

- (a) RAS. RAS shall be incorporated into the HMA mixture either by a separate weight depletion system or by using the RAP weigh belt. Either feed system shall be interlocked with the aggregate feed or weigh system to maintain correct proportions for all rates of production and batch sizes. The portion of RAS shall be controlled accurately to within ± 0.5 percent of the amount of RAS utilized. When using the weight depletion system, flow indicators or sensing devices shall be provided and interlocked with the plant controls such that the mixture production is halted when RAS flow is interrupted.
- (b) HMA Plant Requirements. HMA plants utilizing FRAP and/or RAS shall be capable of automatically recording and printing the following information.
 - (1) Dryer Drum Plants.
 - a. Date, month, year, and time to the nearest minute for each print.
 - b. HMA mix number assigned by the Department.
 - c. Accumulated weight of dry aggregate (combined or individual) in tons (metric tons) to the nearest 0.1 ton (0.1 metric ton).

- d. Accumulated dry weight of RAS and FRAP in tons (metric tons) to the nearest 0.1 ton (0.1 metric ton).
 - e. Accumulated mineral filler in revolutions, tons (metric tons), etc. to the nearest 0.1 unit.
 - f. Accumulated asphalt binder in gallons (liters), tons (metric tons), etc. to the nearest 0.1 unit.
 - g. Residual asphalt binder in the RAS and FRAP material as a percent of the total mix to the nearest 0.1 percent.
 - h. Aggregate RAS and FRAP moisture compensators in percent as set on the control panel. (Required when accumulated or individual aggregate and RAS and FRAP are printed in wet condition.)
 - i. When producing mixtures with FRAP and/or RAS, a positive dust control system shall be utilized.
 - j. Accumulated mixture tonnage.
 - k. Dust Removed (accumulated to the nearest 0.1 ton)
- (2) Batch Plants.
- a. Date, month, year, and time to the nearest minute for each print.
 - b. HMA mix number assigned by the Department.
 - c. Individual virgin aggregate hot bin batch weights to the nearest pound (kilogram).
 - d. Mineral filler weight to the nearest pound (kilogram).
 - e. RAS and FRAP weight to the nearest pound (kilogram).
 - f. Virgin asphalt binder weight to the nearest pound (kilogram).
 - g. Residual asphalt binder in the RAS and FRAP material as a percent of the total mix to the nearest 0.1 percent.

The printouts shall be maintained in a file at the plant for a minimum of one year or as directed by the Engineer and shall be made available upon request. The printing system will be inspected by the Engineer prior to production and verified at the beginning of each construction season thereafter.

1031.09 RAP in Aggregate Surface Course and Aggregate Shoulders. The use of

RAP or FRAP in aggregate surface course and aggregate shoulders shall be as follows.

- (a) Stockpiles and Testing. RAP stockpiles may be any of those listed in Article 1031.02, except "Non-Quality" and "FRAP". The testing requirements of Article 1031.03 shall not apply. RAP used to construct aggregate surface course and aggregate shoulders shall be according to the current Bureau of Materials and Physical Research's Policy Memorandum, "Reclaimed Asphalt Pavement (RAP) for Aggregate Applications"
- (b) Gradation. One hundred percent of the RAP material shall pass the 1 1/2 in. (37.5mm) sieve. The RAP material shall be reasonably well graded from coarse to fine. RAP material that is gap-graded, FRAP, or single sized will not be accepted for use as Aggregate Surface Course and Aggregate Shoulders."

BDE SPECIAL PROVISIONS
For the January 15 and March 4, 2016 Lettings

The following special provisions indicated by an "x" are applicable to this contract and will be included by the Project Development and Implementation Section of the BD&E. An * indicates a new or revised special provision for the letting.

<u>File Name</u>	<u>#</u>	<u>Special Provision Title</u>	<u>Effective</u>	<u>Revised</u>
80240	1	Above Grade Inlet Protection	July 1, 2009	Jan. 1, 2012
80099	2	Accessible Pedestrian Signals (APS)	April 1, 2003	Jan. 1, 2014
80274	3	Aggregate Subgrade Improvement	April 1, 2012	Jan. 1, 2016
80192	4	Automated Flagger Assistance Device	Jan. 1, 2008	
80173	5	Bituminous Materials Cost Adjustments	Nov. 2, 2006	July 1, 2015
80241	6	Bridge Demolition Debris	July 1, 2009	
50261	7	Building Removal-Case I (Non-Friable and Friable Asbestos)	Sept. 1, 1990	April 1, 2010
50481	8	Building Removal-Case II (Non-Friable Asbestos)	Sept. 1, 1990	April 1, 2010
50491	9	Building Removal-Case III (Friable Asbestos)	Sept. 1, 1990	April 1, 2010
50531	10	Building Removal-Case IV (No Asbestos)	Sept. 1, 1990	April 1, 2010
80360	11	Coarse Aggregate Quality	July 1, 2015	
80310	12	Coated Galvanized Steel Conduit	Jan. 1, 2013	Jan. 1, 2015
80341	13	Coilable Nonmetallic Conduit	Aug. 1, 2014	Jan. 1, 2015
80198	14	Completion Date (via calendar days)	April 1, 2008	
80199	15	Completion Date (via calendar days) Plus Working Days	April 1, 2008	
80293	16	Concrete Box Culverts with Skews > 30 Degrees and Design Fills ≤ 5 Feet	April 1, 2012	April 1, 2015
80294	17	Concrete Box Culverts with Skews ≤ 30 Degrees Regardless of Design Fill and Skews > 30 Degrees with Design Fills > 5 Feet	April 1, 2012	April 1, 2014
80311	18	Concrete End Sections for Pipe Culverts	Jan. 1, 2013	
80334	19	Concrete Gutter, Curb, Median, and Paved Ditch	April 1, 2014	Aug. 1, 2014
80277	20	Concrete Mix Design – Department Provided	Jan. 1, 2012	Jan. 1, 2014
80261	21	Construction Air Quality – Diesel Retrofit	June 1, 2010	Nov. 1, 2014
80335	22	Contract Claims	April 1, 2014	
80029	23	Disadvantaged Business Enterprise Participation	Sept. 1, 2000	Jan. 2, 2015
80358	24	Equal Employment Opportunity	April 1, 2015	
80265	25	Friction Aggregate	Jan. 1, 2011	Nov. 1, 2014
80229	26	Fuel Cost Adjustment	April 1, 2009	July 1, 2015
80329	27	Glare Screen	Jan. 1, 2014	
80304	28	Grooving for Recessed Pavement Markings	Nov. 1, 2012	Aug. 1, 2014
80246	29	X Hot-Mix Asphalt – Density Testing of Longitudinal Joints	Jan. 1, 2010	April 1, 2012
80322	30	Hot-Mix Asphalt – Mixture Design Composition and Volumetric Requirements	Nov. 1, 2013	Nov. 1, 2014
80323	31	Hot-Mix Asphalt – Mixture Design Verification and Production	Nov. 1, 2013	Nov. 1, 2014
80347	32	Hot-Mix Asphalt – Pay for Performance Using Percent Within Limits – Jobsite Sampling	Nov. 1, 2014	July 1, 2015
80348	33	Hot-Mix Asphalt – Prime Coat	Nov. 1, 2014	
80315	34	Insertion Lining of Culverts	Jan. 1, 2013	Nov. 1, 2013
80351	35	Light Tower	Jan. 1, 2015	
80336	36	Longitudinal Joint and Crack Patching	April 1, 2014	
80324	37	LRFD Pipe Culvert Burial Tables	Nov. 1, 2013	April 1, 2015
80325	38	LRFD Storm Sewer Burial Tables	Nov. 1, 2013	April 1, 2015
80045	39	Material Transfer Device	June 15, 1999	Aug. 1, 2014
80342	40	Mechanical Side Tie Bar Inserter	Aug. 1, 2014	Jan. 1, 2015
80165	41	Moisture Cured Urethane Paint System	Nov. 1, 2006	Jan. 1, 2010
80361	42	Overhead Sign Structures Certification of Metal Fabricator	Nov. 1, 2015	
80337	43	Paved Shoulder Removal	April 1, 2014	

HOT-MIX ASPHALT - DENSITY TESTING OF LONGITUDINAL JOINTS (BDE)

Effective: January 1, 2010

Revised: April 1, 2012

Description. This work shall consist of testing the density of longitudinal joints as part of the quality control/quality assurance (QC/QA) of hot-mix asphalt (HMA). Work shall be according to Section 1030 of the Standard Specifications except as follows.

Quality Control/Quality Assurance (QC/QA). Delete the second and third sentence of the third paragraph of Article 1030.05(d)(3) of the Standard Specifications.

Add the following paragraphs to the end of Article 1030.05(d)(3) of the Standard Specifications:

"Longitudinal joint density testing shall be performed at each random density test location. Longitudinal joint testing shall be located at a distance equal to the lift thickness or a minimum of 4 in. (100 mm), from each pavement edge. (i.e. for a 5 in. (125 mm) lift the near edge of the density gauge or core barrel shall be within 5 in. (125 mm) from the edge of pavement.) Longitudinal joint density testing shall be performed using either a correlated nuclear gauge or cores.

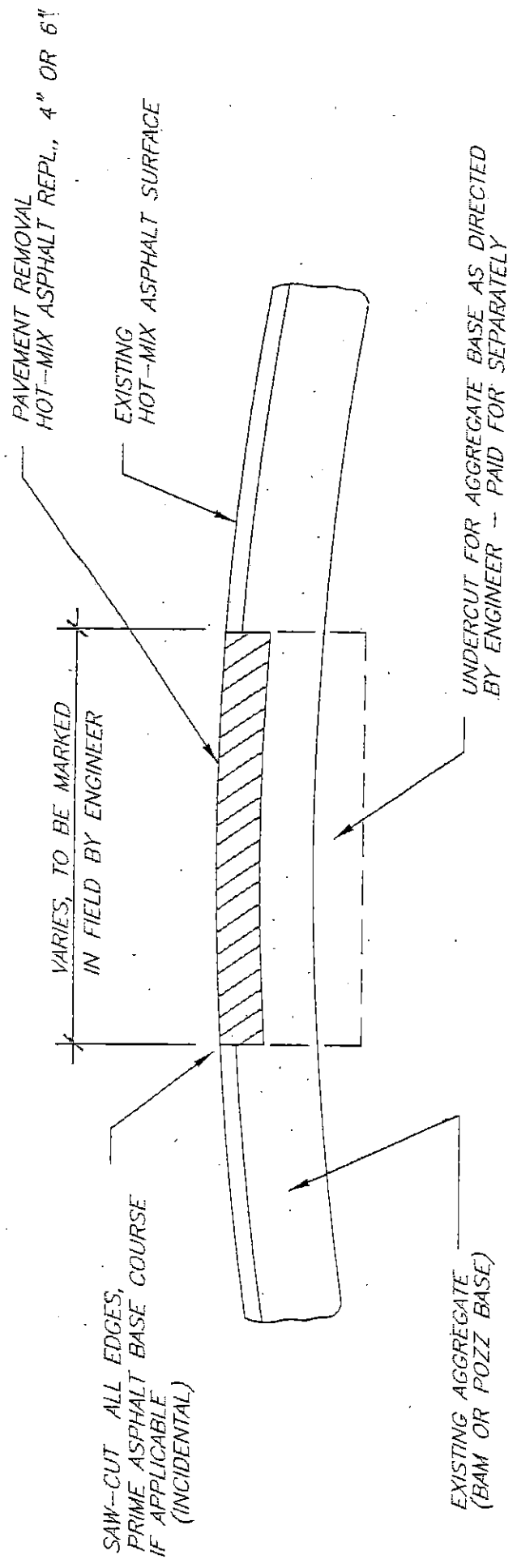
- a. Confined Edge. Each confined edge density shall be represented by a one-minute nuclear density reading or a core density and shall be included in the average of density readings or core densities taken across the mat which represents the Individual Test.
- b. Unconfined Edge. Each unconfined edge joint density shall be represented by an average of three one-minute density readings or a single core density at the given density test location and shall meet the density requirements specified herein. The three one-minute readings shall be spaced ten feet apart longitudinally along the unconfined pavement edge and centered at the random density test location."

Revise the Density Control Limits table in Article 1030.05(d)(4) of the Standard Specifications to read:

"Mixture Composition	Parameter	Individual Test (includes confined edges)	Unconfined Edge Joint Density Minimum
IL-4.75	Ndesign = 50	93.0 – 97.4%	91.0%
IL-9.5, IL-12.5	Ndesign ≥ 90	92.0 – 96.0%	90.0%
IL-9.5, IL-9.5L, IL-12.5	Ndesign < 90	92.5 – 97.4%	90.0%
IL-19.0, IL-25.0	Ndesign ≥ 90	93.0 – 96.0%	90.0%
IL-19.0, IL-19.0L, IL-25.0	Ndesign < 90	93.0 – 97.4%	90.0%

SMA	Ndesign = 50 & 80	93.5 – 97.4%	91.0%
All Other	Ndesign = 30	93.0 - 97.4%	90.0%”

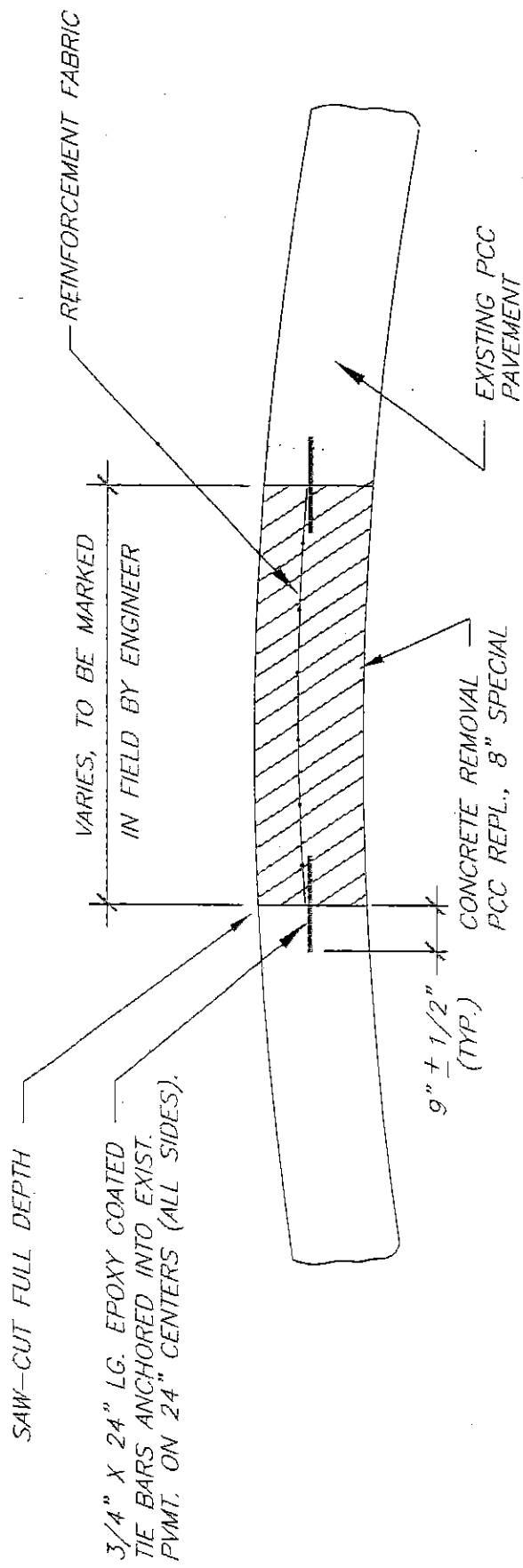
80246



CLASS D PATCHES, 4" or 6"

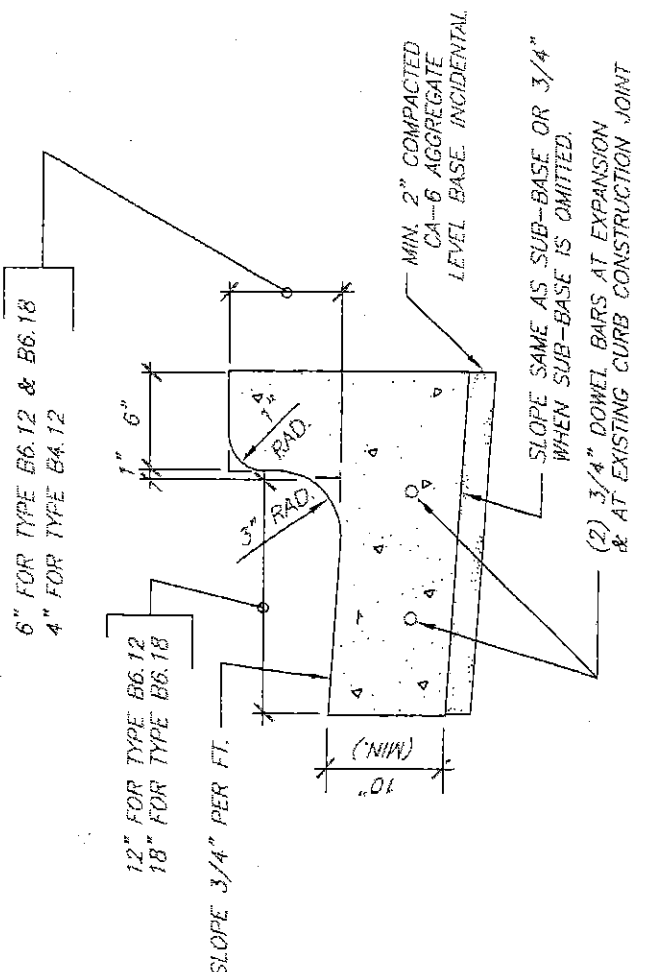
N.T.S.

R.W.B
06/08/05
C:\CADFILES\RESURFACING\DETAILS

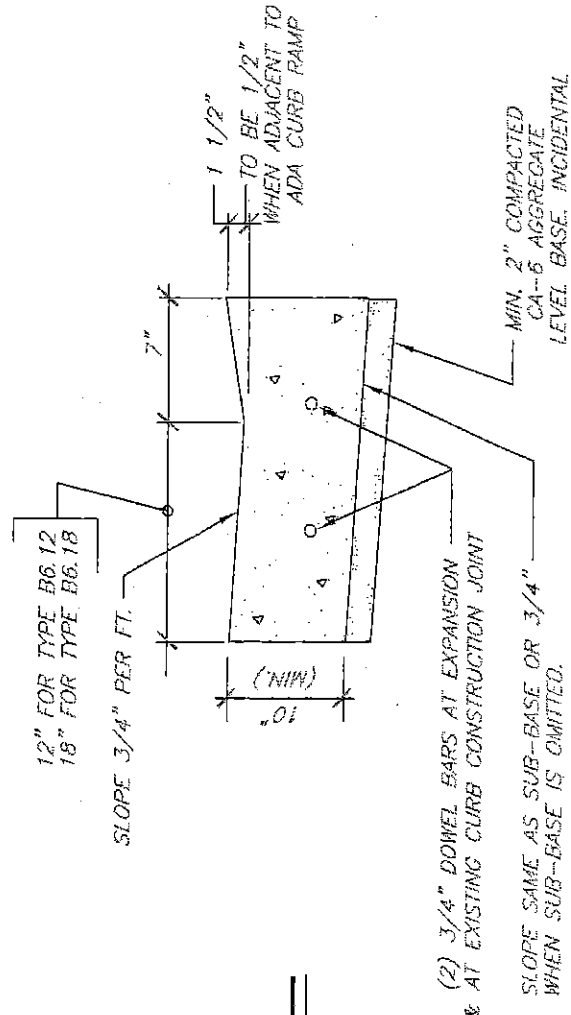


PAVEMENT REMOVAL,
PCC REPLACEMENT, 8" SPECIAL

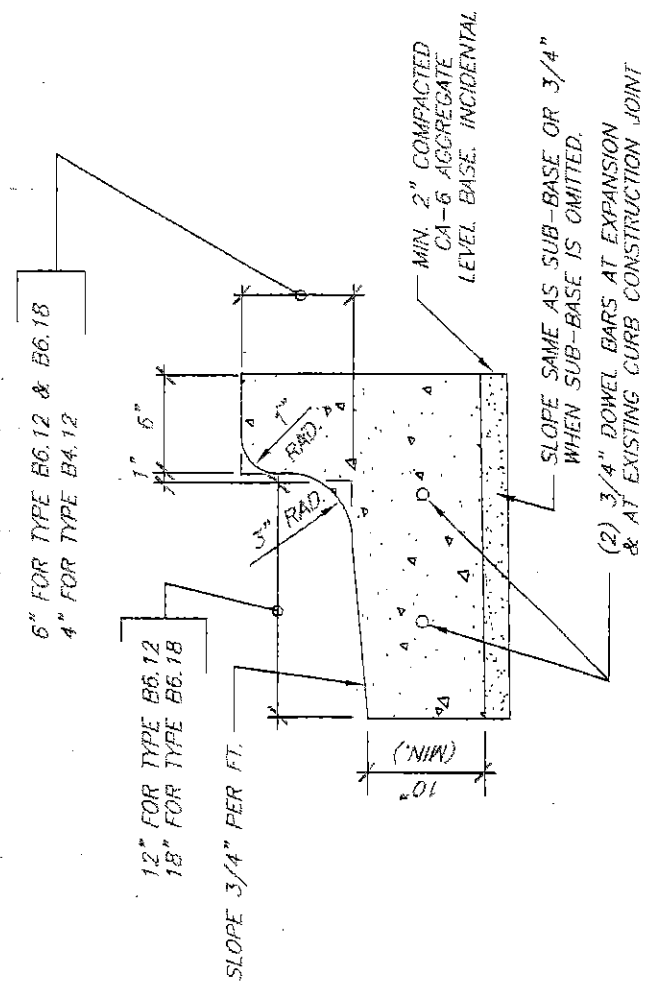
N.T.S.



BARRIER CURB



DEPRESSED CURB



BARRIER CURB WITH REVERSED PITCH

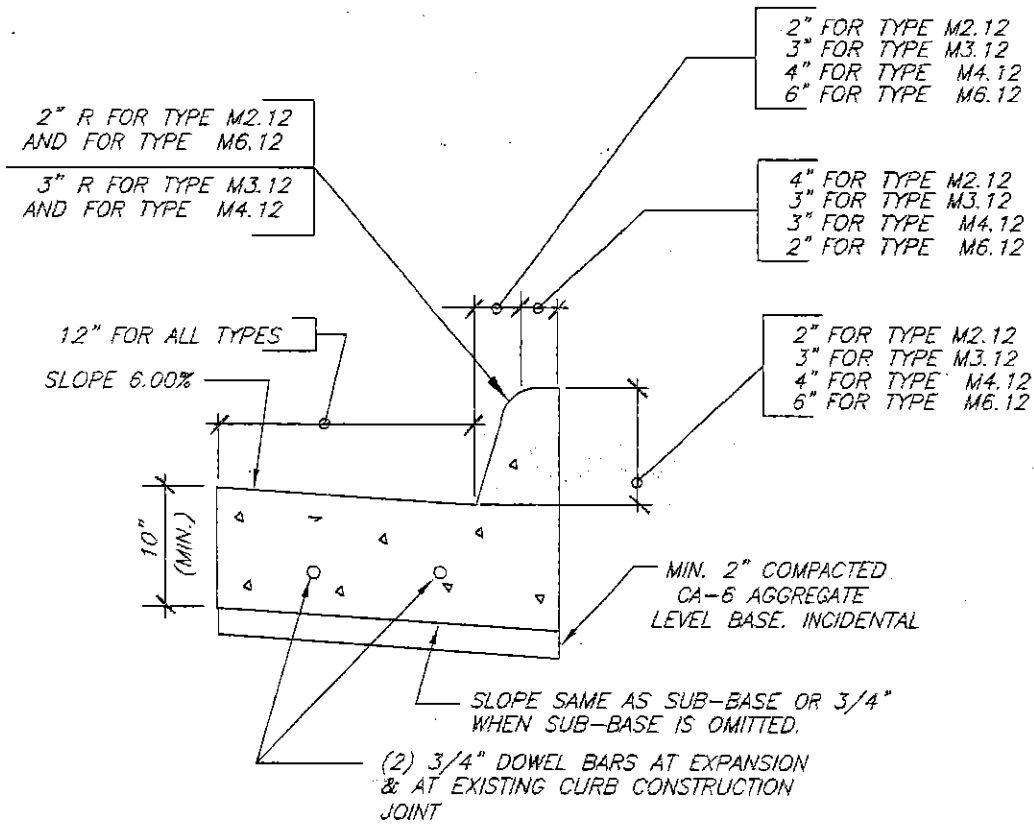
COMBINATION CONCRETE CURB AND GUTTER - BARRIER

N.T.S.

JOINT SPACING ON CENTERS:
 15' FOR CONTRACTIONS
 90' FOR EXPANSION

WHERE APPLICABLE NEW CURB SHALL BE TIED TO ADJACENT CONCRETE PAVEMENT OR BASE WITH NO. 6 (3/4") BARS AT 24" CENTERS IN ACCORDANCE WITH DETAILS FOR LONGITUDINAL CONSTRUCTION JOINT SHOWN ON STANDARD 420001





MOUNTABLE CURB

JOINT SPACING ON CENTERS:
15' FOR CONTRACTIONS
90' FOR EXPANSION

COMBINATION CONCRETE CURB &
GUTTER-MOUNTABLE

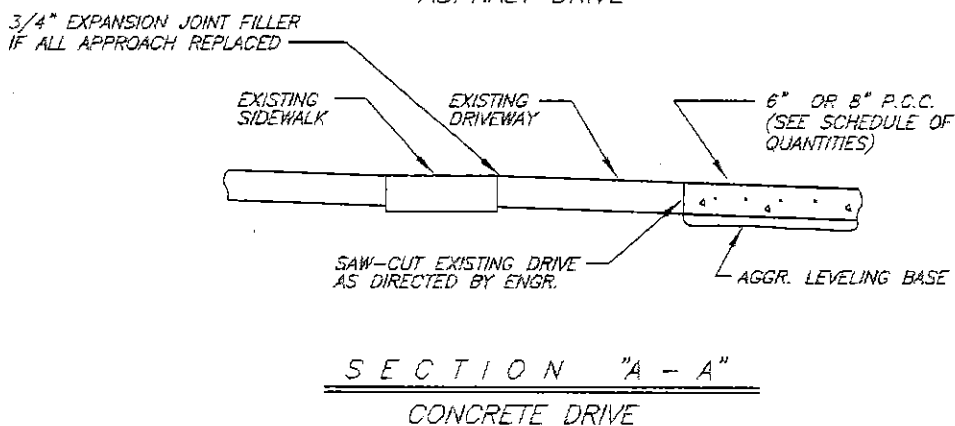
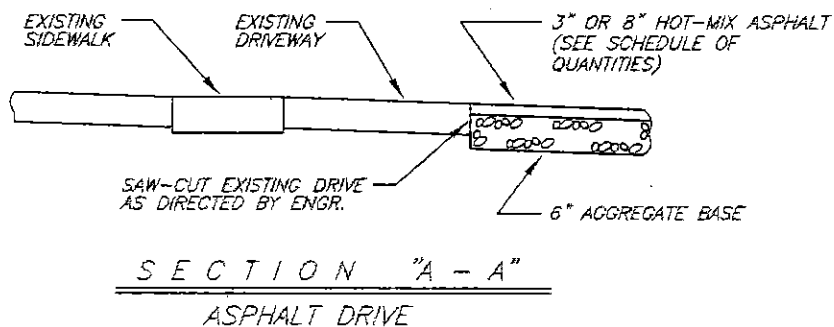
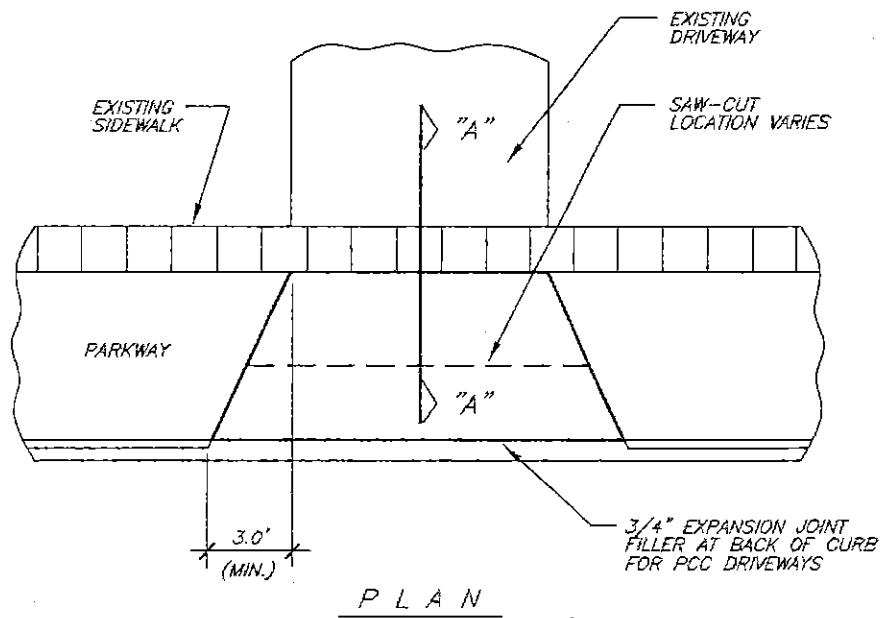
N.T.S.

STANDARD DESIGN

WHERE APPLICABLE NEW CURB SHALL BE TIED TO ADJACENT
CONCRETE PAVEMENT OR BASE WITH NO. 6 (3/4") BARS
AT 24" CENTERS IN ACCORDANCE WITH DETAILS FOR
LONGITUDINAL CONSTRUCTION JOINT SHOWN ON STANDARD 420001

R.W.B
06/08/05
C:\CADFILES\RESURFACING\DETAILS



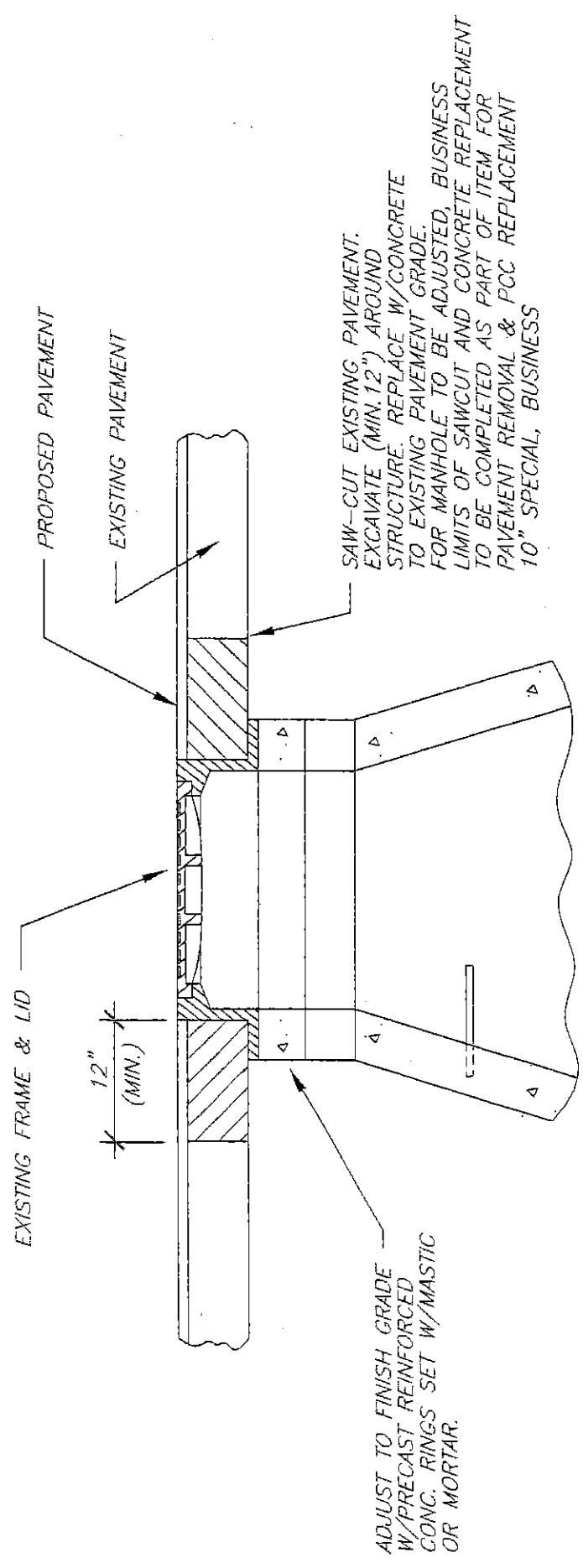


DRIVEWAY REMOVAL & REPLACEMENT

N.T.S.

R.W.B
06/08/05
C:\CADFILES\RESURFACING\DETAILS





SAW-CUT EXISTING PAVEMENT. EXCAVATE (MIN. 12") AROUND STRUCTURE. REPLACE W/CONCRETE TO EXISTING PAVEMENT GRADE. FOR MANHOLE TO BE ADJUSTED, BUSINESS LIMITS OF SAWCUT AND CONCRETE REPLACEMENT TO BE COMPLETED AS PART OF ITEM FOR PAVEMENT REMOVAL & PCC REPLACEMENT 10" SPECIAL, BUSINESS

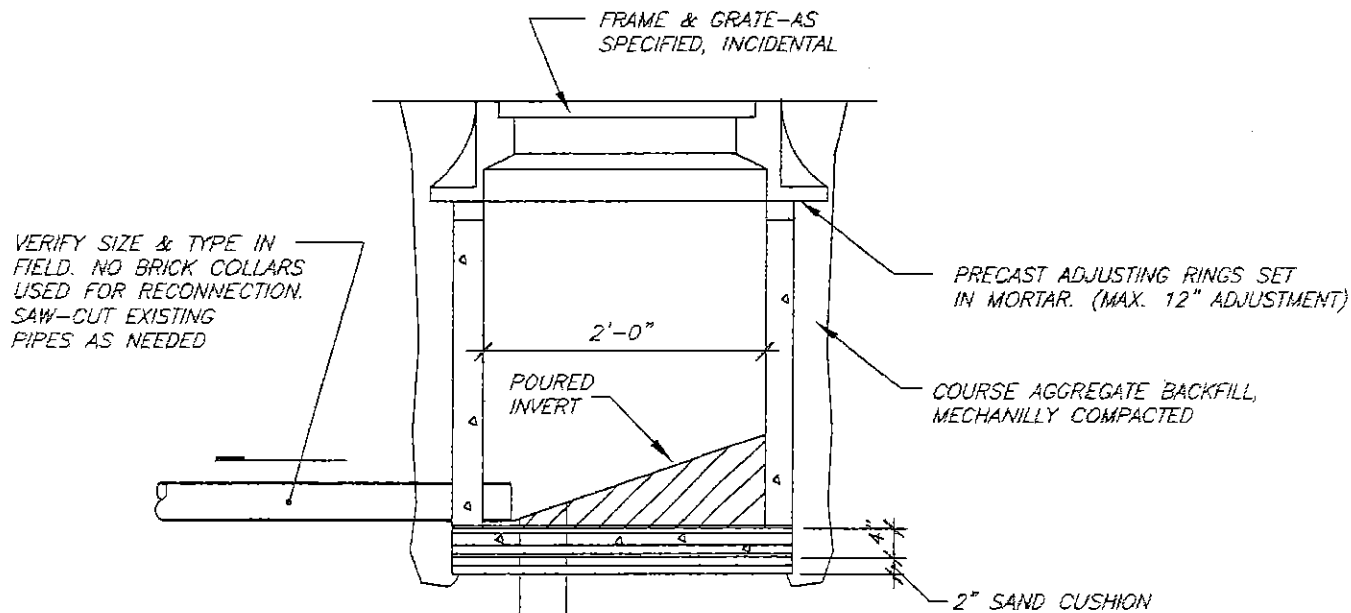
ADJUST TO FINISH GRADE W/PRECAST REINFORCED CONC. RINGS SET W/MASTIC OR MORTAR.

NOTES:

1. AFTER MANHOLE HAS BEEN ADJUSTED AND IF STREET IS OPEN TO TRAFFIC, A TYPE 1 BARRICADE W/FLASHER SHALL BE PLACED AT EACH MANHOLE.
2. SANITARY MANHOLE AND MANHOLE TO BE ADJUSTED, BUSINESS TO BE SET W/MASTIC

MANHOLE ADJUSTMENT DETAIL

N.T.S.



NOTE: INSIDE WALL OF INLET TO BE FLUSH WITH FACE OF CURB FOR TYPE I FRAME OR BACK OF CURB FOR TYPE 3 & TYPE II FRAME

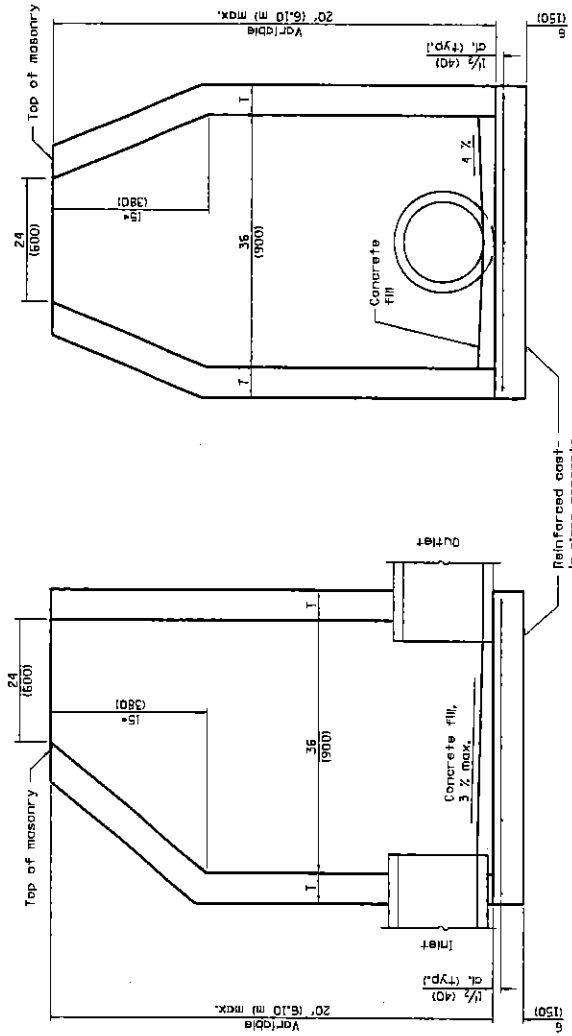
**TYPE "A" INLET
NEW/REPLACEMENT**

N.T.S.

R.W.B
06/08/05
C:\CADFILES\RESURFACING\DETAILS



• For precast reinforced concrete sections, this dimension may vary from the dimension given to plus 6 (150).



ELEVATION - CONCENTRIC

ELEVATION - ECCENTRIC

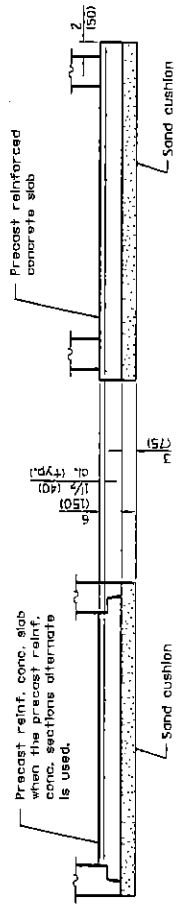
ALTERNATE MATERIALS FOR WALLS	T (min.)
Concrete Masonry Unit	5 (125)
Brick Masonry	6 (200)
Precast Reinforced Concrete Section	3 (75)
Cast-In-Place Concrete	6 (150)

GENERAL NOTES
 Bottom slabs shall be reinforced with a minimum of 0.20 sq. in./ft. (420 sq. mm/m) in both directions with a maximum spacing of 12 (300).

Bottom slabs may be connected to the riser as determined by the fabricator; however, only a single row of reinforcement around the perimeter may be utilized.

See Standard 60260 for optional Precast Reinforced Concrete Flat Slab Top.

All dimensions are in inches (millimeters) unless otherwise shown.



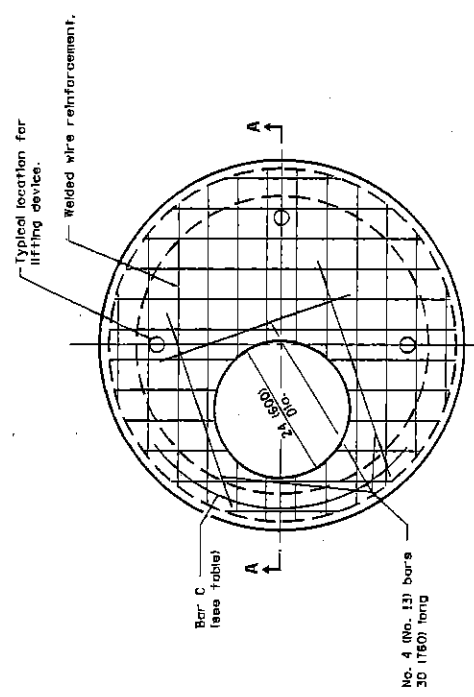
ALTERNATE BOTTOM SLAB

DATE	REVISIONS
1-1-11	Detailed reinf. in slabs. Added max. limit to height.
1-1-09	Revised general notes. Switched units to English Imperial.

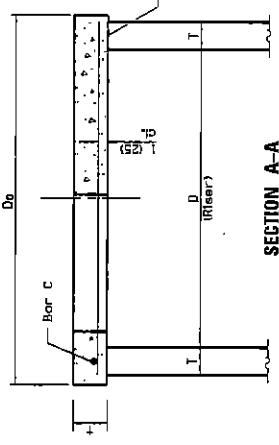
Illinois Department of Transportation
 PASSED January 1, 2011
 ENGINEER OF HIGHWAY AND STRUCTURES
 APPROVED [Signature] January 1, 2011
 ENGINEER OF DESIGN AND ENVIRONMENT

INLET - TYPE B

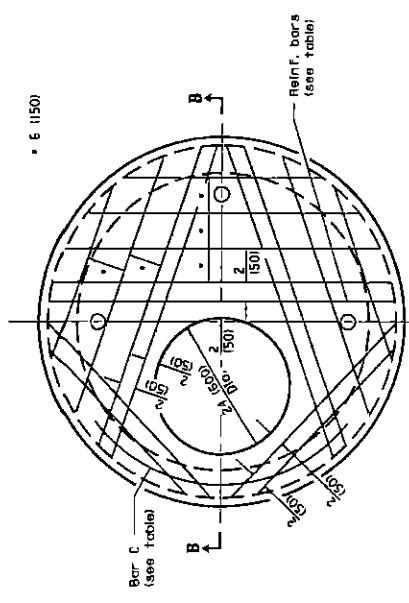
STANDARD 602306-03



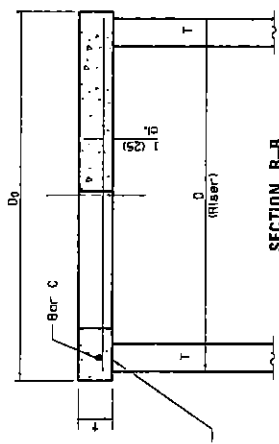
PLAN WELDED WIRE FABRIC



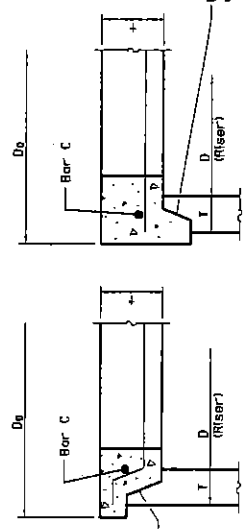
SECTION A-A



PLAN REINFORCEMENT BARS



SECTION B-B



ALTERNATE JOINT CONFIGURATIONS

TABLE

D	T	D _o (in./m)	#	Reinforcement size each direction	No. 4 (No. 13) Bar C size	No. 4 (No. 13) Bar C Length	Radius
36 (900)		27	6	0.20 sq. in./ft. (150)	No. 4 (No. 13)	4'-0"	19 (480)
4'-0" (11.2 m)		+	6	0.35 sq. in./ft. (150)	No. 5 (No. 16)	4'-6"	28 (690)
5'-0" (15.2 m)		+	8	0.35 sq. in./ft. (150)	No. 5 (No. 16)	5'-0"	32 (810)

GENERAL NOTES
 The flat slab top may be used in lieu of the tapered top shown on Standards 602001, 602011, 602016, 602306, 602401, or 602501 at the option of the Contractor or when field conditions prohibit the use of tapered tops.

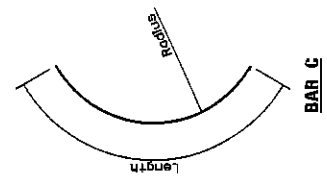
All dimensions are in millimeters (inches) unless otherwise shown.


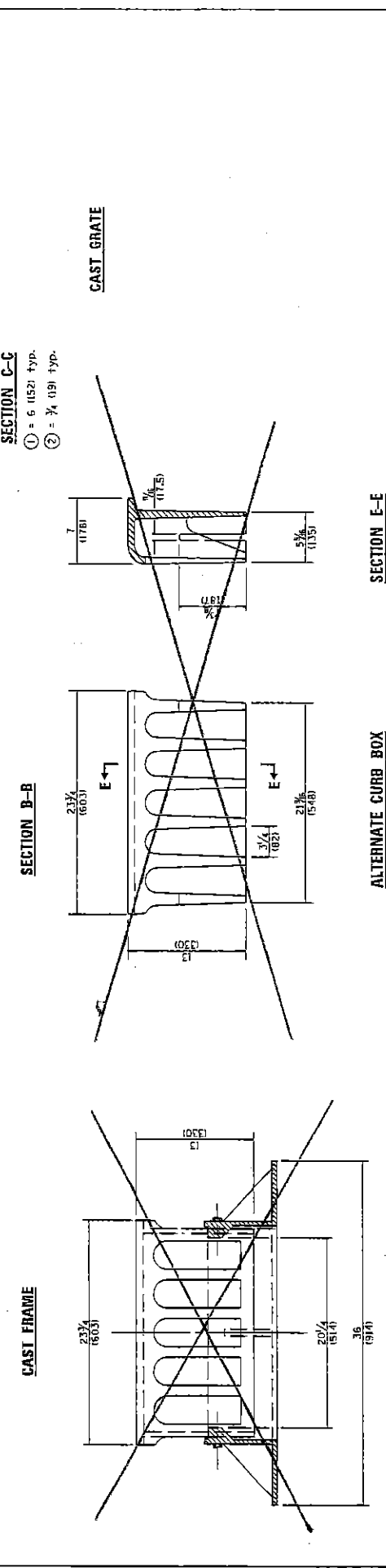
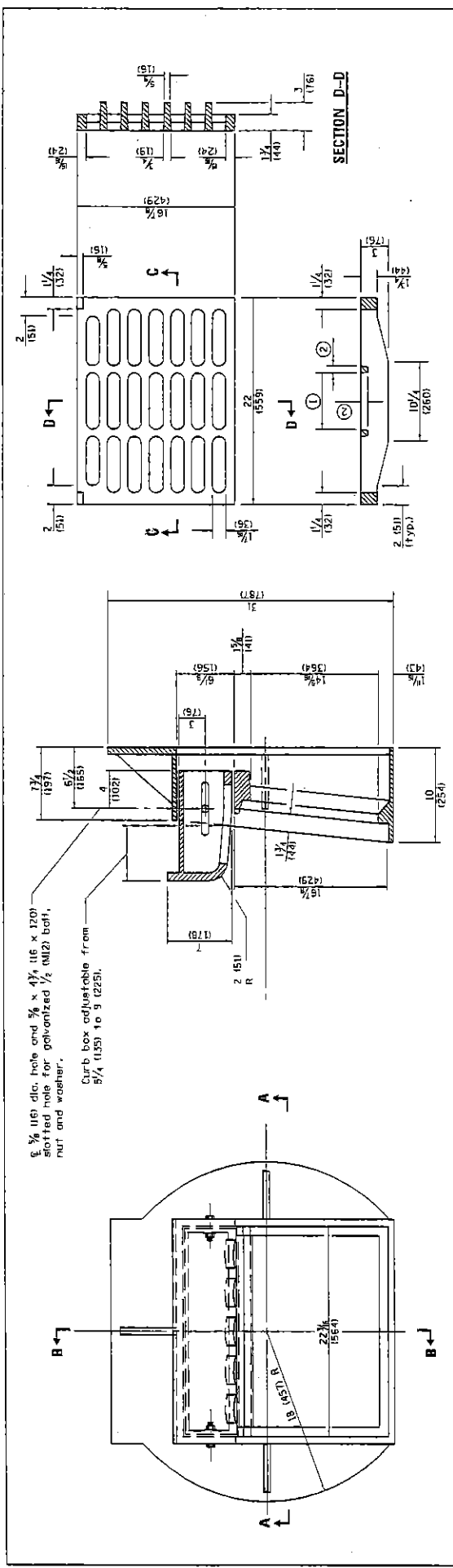
PRECAST REINFORCED CONCRETE FLAT SLAB TOP

STANDARD 602601-04

DATE	REVISIONS
4-1-16	Changed terminology to 'welded wire reinforcement'.
1-3-14	Omitted detail for lifting hole or lifting loop.

Illinois Department of Transportation
 PASSED: [Signature] 2016
 ENGINEER OF POLICY AND PROCEDURES
 APPROVED: [Signature] 2016
 ENGINEER OF DESIGN AND ENVIRONMENT





5/8 (16) dia. hole and 3/8 x 4 1/2 (116 x 120) slotted hole for galvanized 1/2 (M12) bolt, nut and washer.
 Curb box adjustable from 5/4 (133) to 9 (225).

SECTION C-C
 ① = 6 (152) typ.
 ② = 3/4 (19) typ.

All dimensions are in inches (millimeters) unless otherwise shown.

DATE	REVISIONS
1-1-15	Revised dimensions of frame and alternate curb box.
1-1-09	Switched units to English Imperial.

FRAME AND GRATE TYPE 3

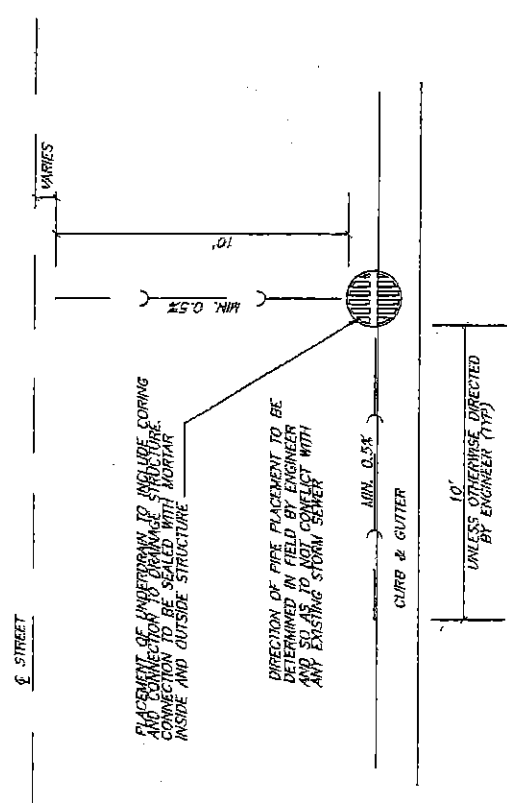
STANDARD 604006-05

Illinois Department of Transportation
 PREPARED January 1, 2015
 REVIEWED BY [Signature] January 1, 2015
 APPROVED BY [Signature] January 1, 2015
 ENGINEER OF DESIGN AND ENVIRONMENT

ISSUED 1-1-15

PLAN VIEW OF UNDERDRAIN PLACEMENT OPTIONS

N.T.S.



PLACEMENT OF UNDERDRAIN TO INCLUDE CORING AND CONNECTION TO STORM SEWER CONNECTION TO BE SEALED WITH MORTAR INSIDE AND OUTSIDE STRUCTURE

DIRECTION OF PIPE PLACEMENT TO BE DETERMINED IN FIELD BY ENGINEER AND TO BE IN CONTACT WITH ANY EXISTING STORM SEWER

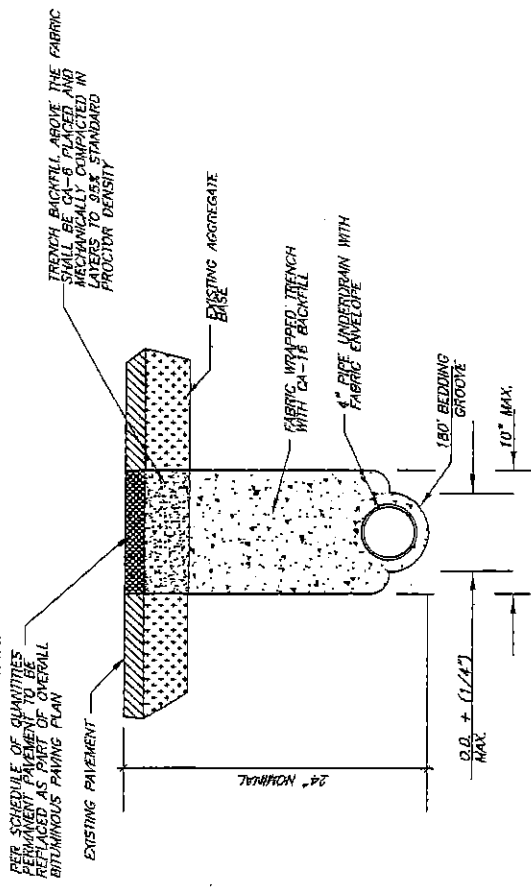
MIN. 0.5%

CURB & GUTTER

UNLESS OTHERWISE DIRECTED BY ENGINEER (TYP)

PIPE UNDERDRAIN PERPENDICULAR TO EDGE OF PAVEMENT

N.T.S.



PER SCHEDULE OF QUANTITIES PERMANENT PAVEMENT TO BE REPLACED AS PART OF OVERALL BITUMINOUS PAVING PLAN

TRENCH BACKFILL ABOVE THE FABRIC SHALL BE CA-18 PLACED AND MECHANICALLY COMPACTED IN LAYERS TO 95% STANDARD PROCTOR DENSITY

EXISTING AGGREGATE

FABRIC WRAPPED TRENCH WITH CA-18 BACKFILL

1" PIPE UNDERDRAIN WITH FABRIC ENVELOPE

180° BEDDING GROOVE

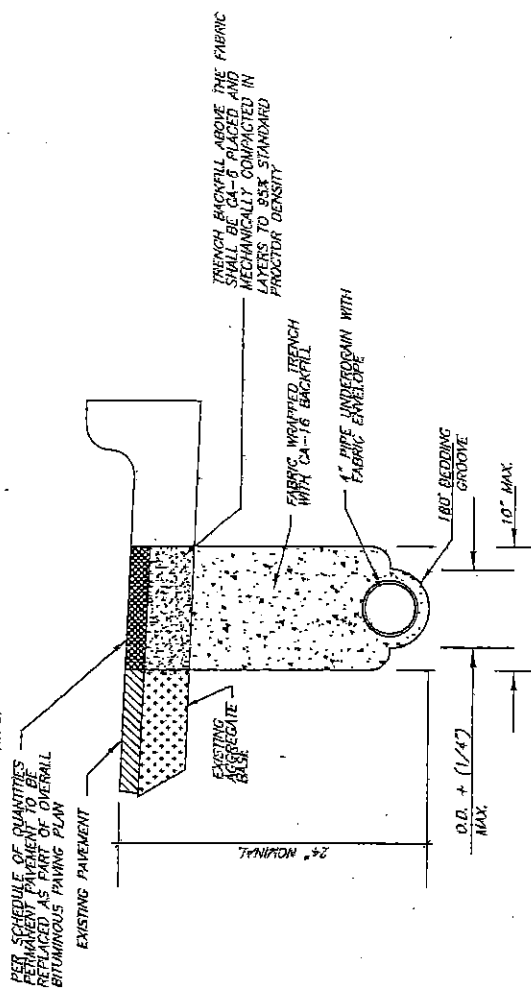
10" MAX.

0.0' ± (1/4") MAX.

24" NOMINAL

PIPE UNDERDRAIN PARALLEL TO CURB

N.T.S.



PER SCHEDULE OF QUANTITIES PERMANENT PAVEMENT TO BE REPLACED AS PART OF OVERALL BITUMINOUS PAVING PLAN

TRENCH BACKFILL ABOVE THE FABRIC SHALL BE CA-18 PLACED AND MECHANICALLY COMPACTED IN LAYERS TO 95% STANDARD PROCTOR DENSITY

FABRIC WRAPPED TRENCH WITH CA-18 BACKFILL

1" PIPE UNDERDRAIN WITH FABRIC ENVELOPE

180° BEDDING GROOVE

10" MAX.

0.0' ± (1/4") MAX.

24" NOMINAL

PIPE UNDERDRAIN 4"

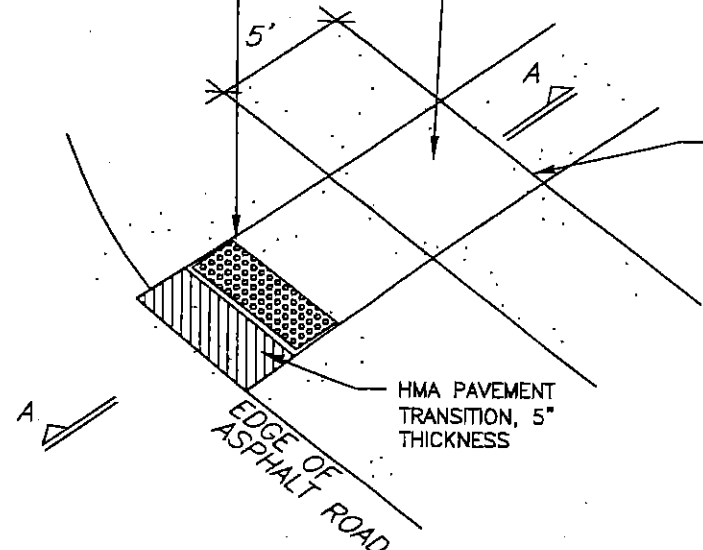
N.T.S.

R.W.B
06/08/05
C:\CADFILES\RESURFACING\DETAILS

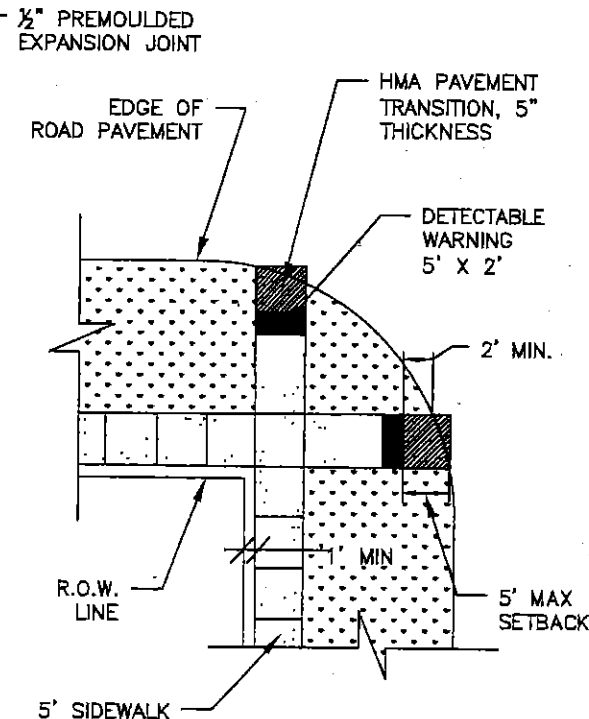


DETECTABLE WARNINGS
5' X 2'

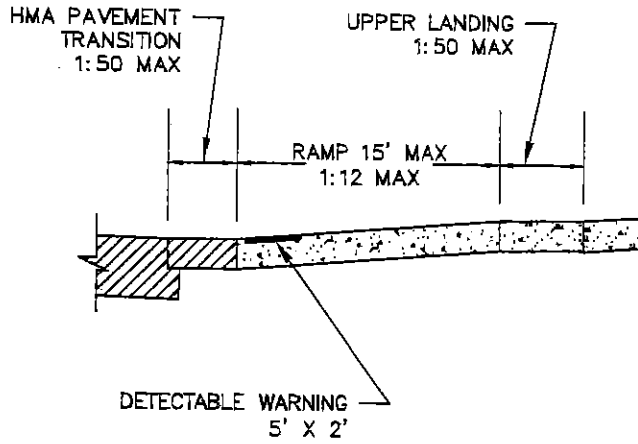
UPPER LANDING
5' X 5'
1:50 MAX SLOPE



ISOMETRIC VIEW



PLAN




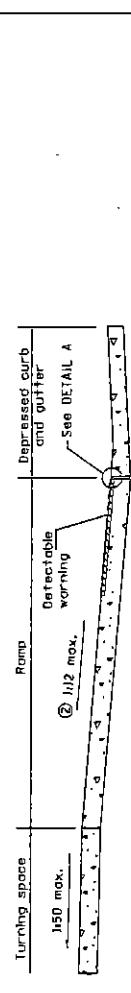
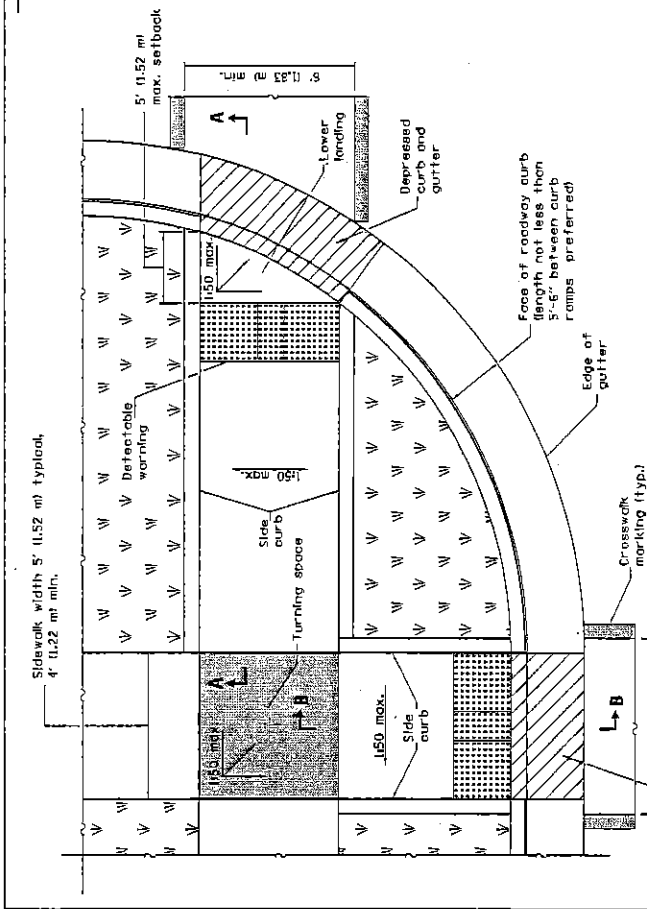
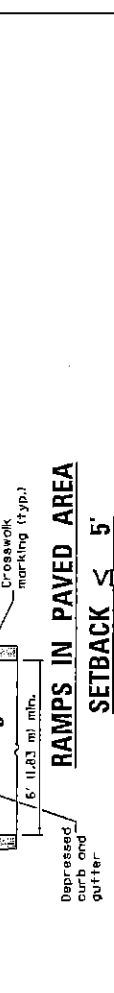
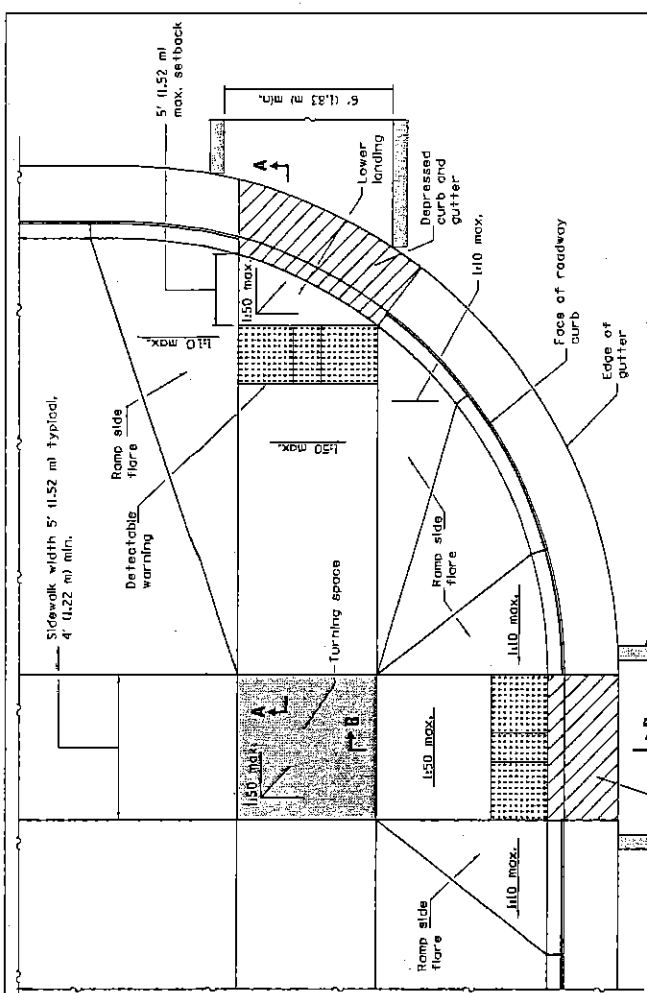
SECTION A-A

RAMPS SHALL MEET REQUIREMENTS OF IDOT STD. DETAILS FOR CURB RAMPS.

INSERT ADA DETECTABLE WARNING SURFACE TILE AS SPECIFIED. DYED CONCRETE NOT ALLOWED.

THE TYPE OF DETECTABLE WARNING TILE SHALL BE ARMOR-TILE, CAST IN PLACE SYSTEM, OR ACCESS TILE TACTILE SYSTEMS OR APPROVED EQUAL.

N.T.S.	DATE	REVISIONS	DRAWN BY	APPVD BY	STANDARD DETAIL
	04/12/07		D.J.G.		<p>A.D.A RAMPS ON NON-CURBED STREETS</p>
	03/25/11		S.A.V.	A.J.S.	
	03/26/12		T.J.T.	A.J.S.	
	03/01/15		A.J.S.	A.J.S.	
DRAWING NO.SWK-03					
I:\LIBRARY\DETAILS\SIDEWALK\SWK-03					

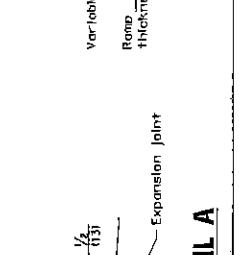
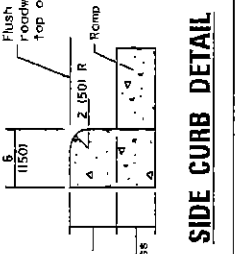


SECTION A-A
 The running slope of the curb ramp shall not require the ramp length to exceed 15' (4.5 m).

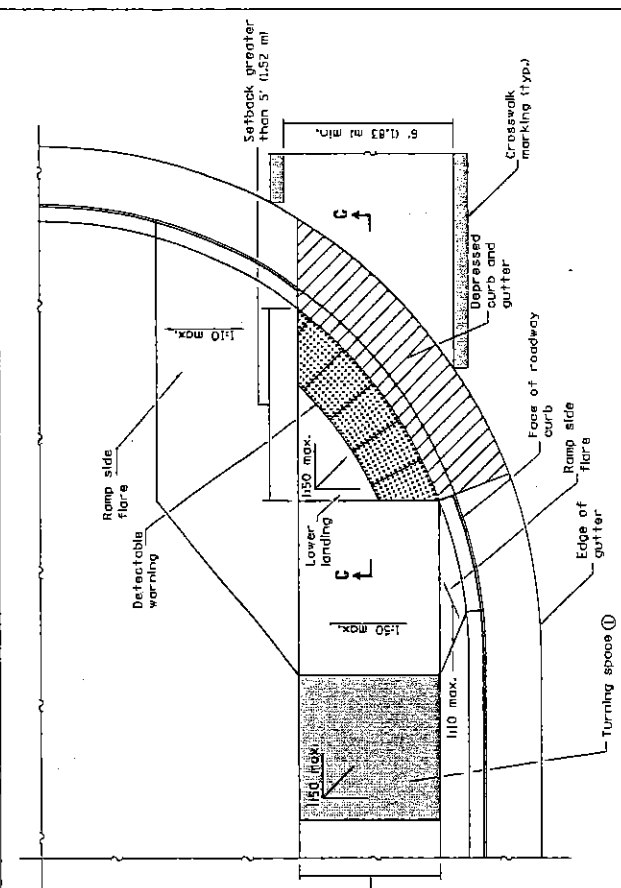
SECTION B-B
 The running slope of the curb ramp shall not require the ramp length to exceed 15' (4.5 m).

DATE	REVISIONS
1-1-15	① not appl. to Int. sidewalks. Rev. gen. notes. CHG Upper landing to Turning space.
1-1-13	② widened crosswalk markings to 6' (1.83 m) min. inside dimension. Rev. Gen. Notes.

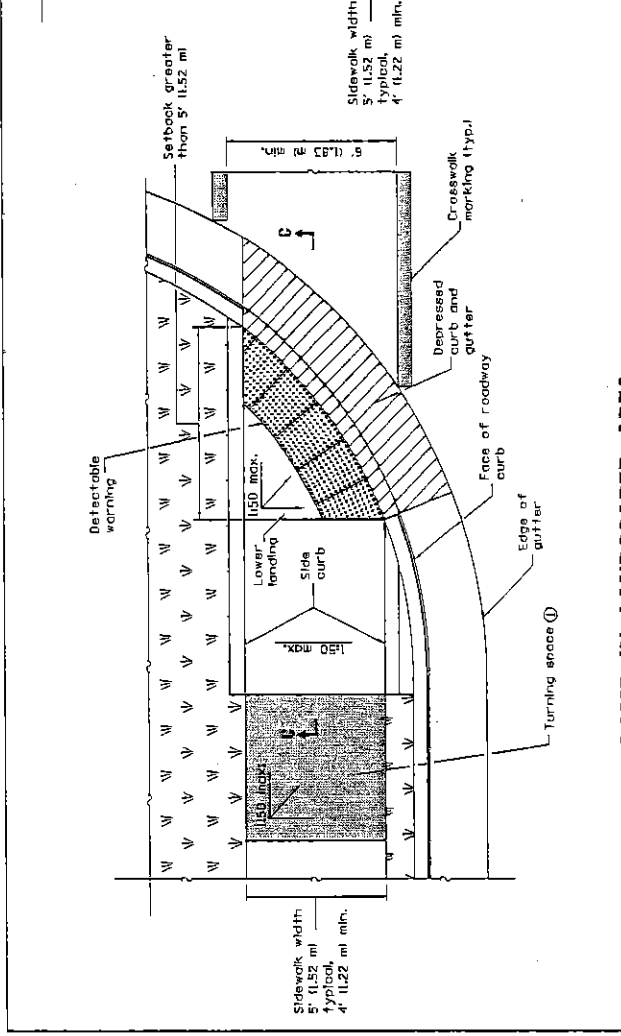
See Sheet 2 for GENERAL NOTES.
PERPENDICULAR CURB RAMPS FOR SIDEWALKS
 STANDARD 424001-08
 (Sheet 1 of 2)



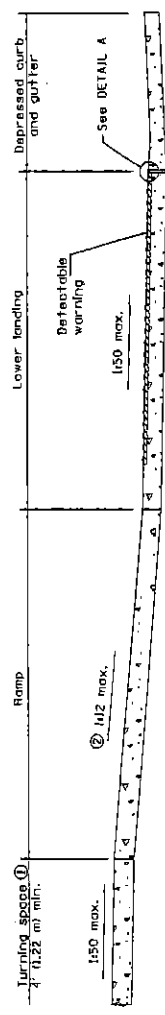
Illinois Department of Transportation
 PASSED: [Signature] January 1, 2015
 ENGINEER OF PUBLIC WORKS AND PROCEDURES
 APPROVED: [Signature] January 1, 2015
 ENGINEER OF PUBLIC WORKS AND PROCEDURES



RAMP IN LANDSCAPED AREA
SETBACK > 5'



RAMP IN PAVED AREA
SETBACK > 5'



SECTION C-C

- ① Turning space not required for ramp slopes flatter than 1:20.
- ② The running slope of the curb ramp shall not require the ramp length to exceed 15' (4.5 m).

GENERAL NOTES

All slope ratios are expressed as units of vertical displacement to units of horizontal displacement (V:H).

Where the turning space is constrained on a side opposite a ramp, the minimum length of the turning space in the direction of the ramp-run shall be 5' (1.52 m), where 1:50 maximum slope is shown, list is preferred.

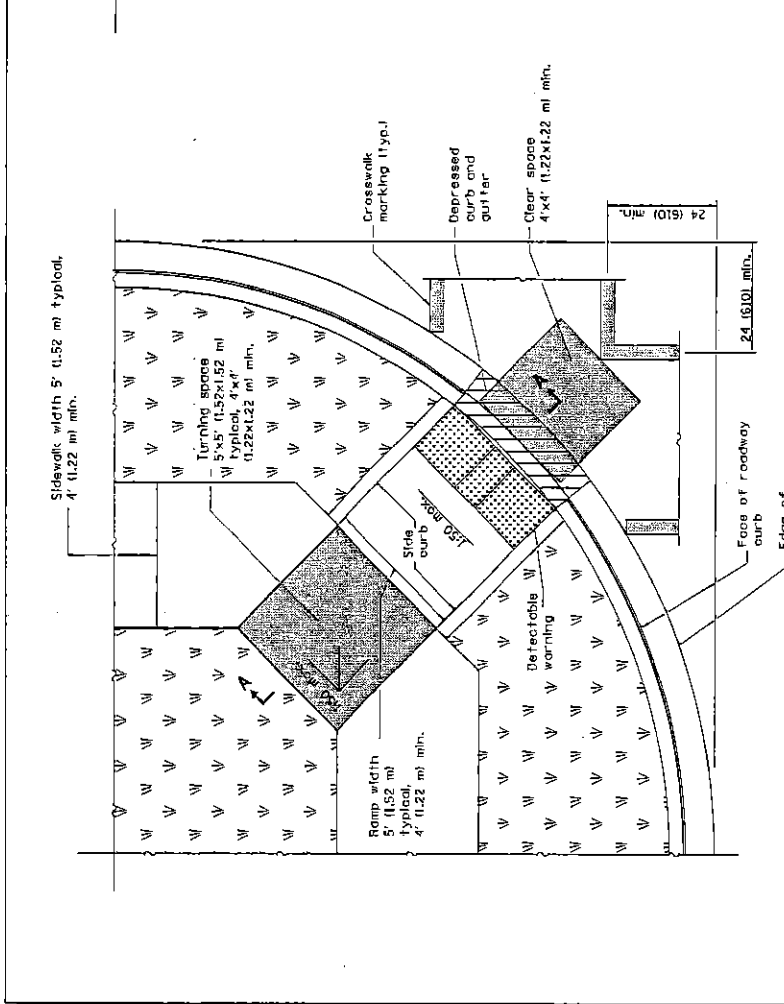
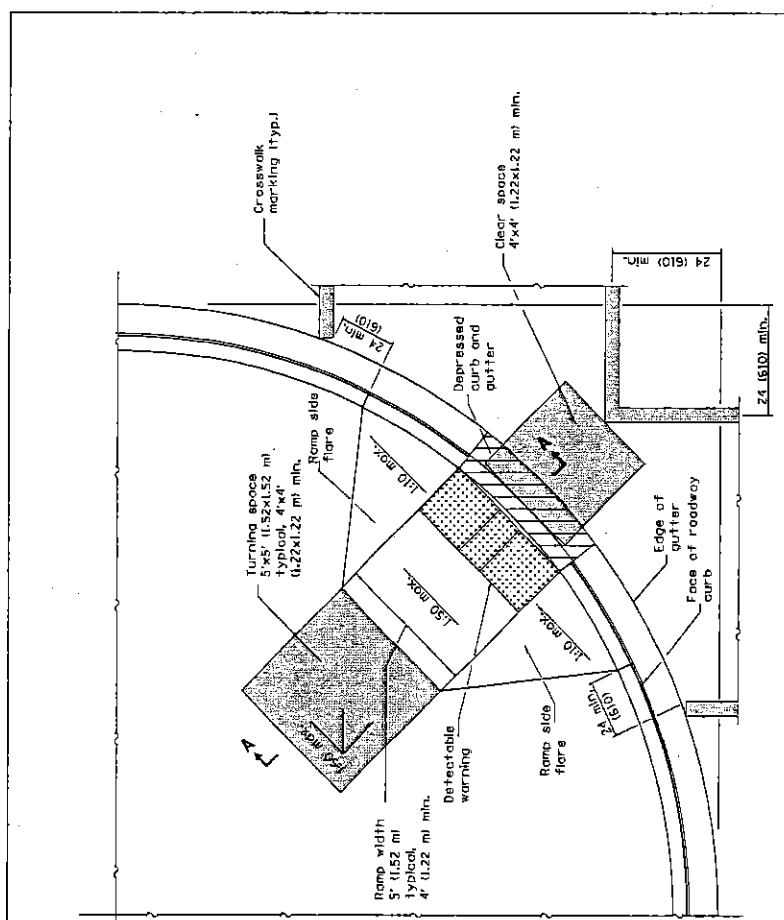
See Standard 606001 for details of depressed curb adjacent to curb ramp.

All dimensions are in inches (millimeters) unless otherwise shown.

PERPENDICULAR CURB RAMPS FOR SIDEWALKS
 (Sheet 2 of 2)
STANDARD 424001-08

Illinois Department of Transportation
 ISSUED 1-1-97

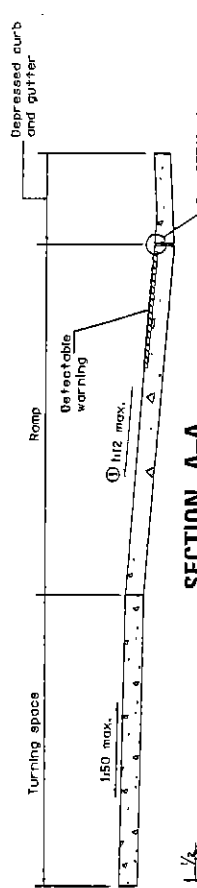
DESIGNED BY: JONATHAN L. ... 2015
 CHECKED BY: ... 2015
 APPROVED BY: ... 2015
 ENGINEER OF DESIGN AND SURVEILLANCE



GENERAL NOTES

This Standard shall only be used for curb radii of 20 ft. (6.1 m) or greater.
 Where the turning space is constrained on a side curb, the minimum length of the turning space in the direction of the ramp run shall be 5' (1.52 m).
 Where 1:50 maximum slope is shown, 1:64 is preferred.
 All slope ratios are expressed as units of vertical displacement to units of horizontal displacement (V:H).
 See Standard 60600 for details of depressed curb adjacent to curb ramp.
 All dimensions are in inches (millimeters) unless otherwise shown.

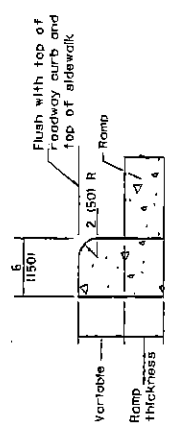
RAMP IN PAVED AREA



SECTION A-A

① The running slope of the curb ramp shall not require the ramp length to exceed 15' (4.5 m).

RAMP IN LANDSCAPED AREA



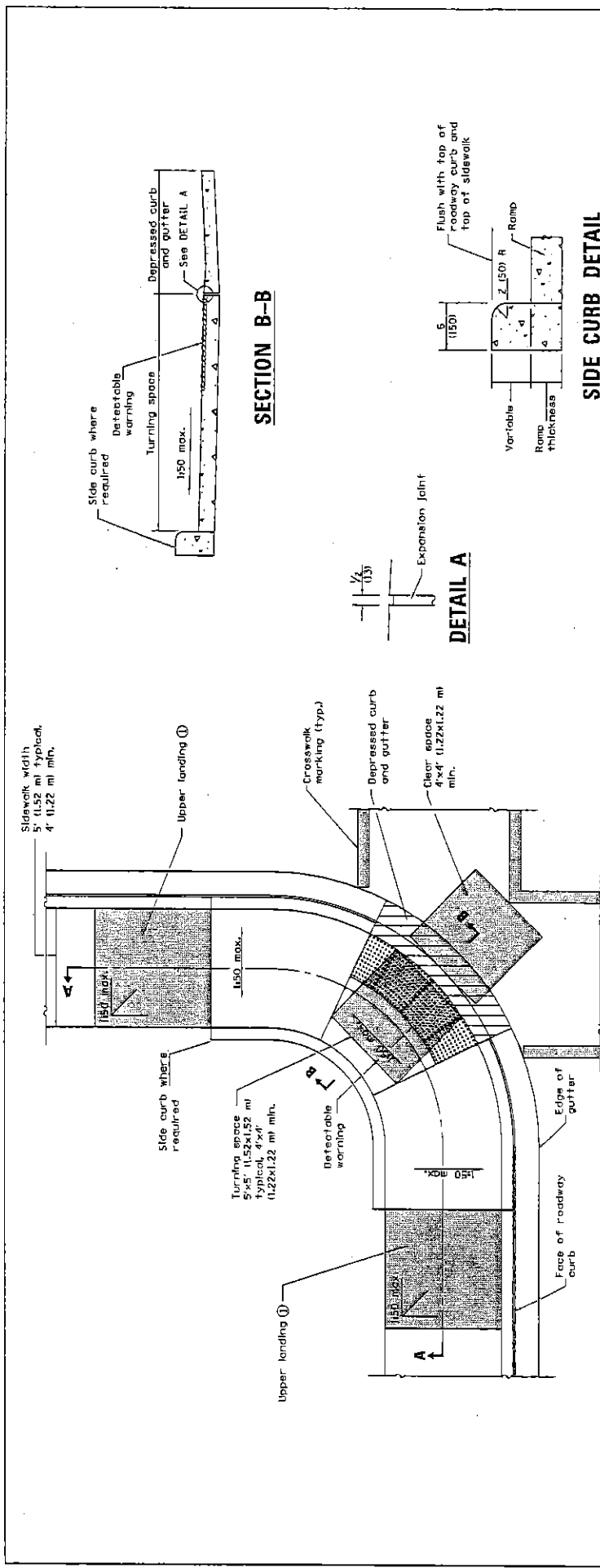
SIDE CURB DETAIL

DATE	REVISIONS
1-1-15	Changed 'Upper landing' to 'Turning space'. Added note reg. const. turning space.
1-1-13	Revised General Notes.

DIAGONAL CURB RAMPS FOR SIDEWALKS

STANDARD 424006-02

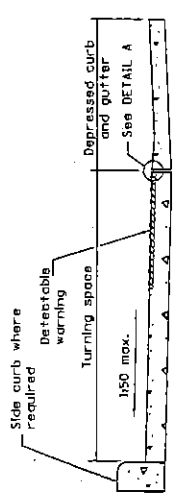
Illinois Department of Transportation
 PASSED AUGUST 11, 2015
 ENGINEER OF THE TEST AND PROCEDURES
 APPROVED AUGUST 11, 2015
 ENGINEER OF DESIGN AND ENVIRONMENT



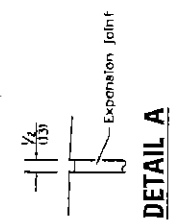
CORNER PARALLEL CURB RAMP

SECTION A-A

- ① Upper landings not required for ramp slopes flatter than 1:20.
- ② The running slope of the curb ramp shall not require the ramp length to exceed 15' (4.5 m).



SECTION B-B



DETAIL A

SIDE CURB DETAIL

GENERAL NOTES

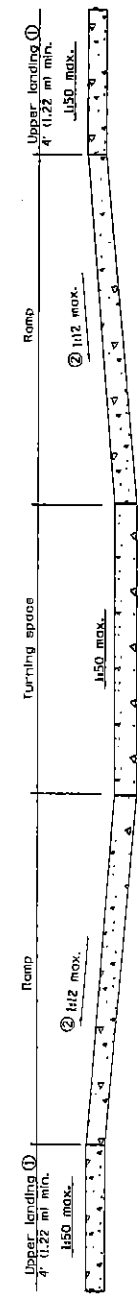
All slope ratios are expressed as units of vertical displacement to units of horizontal displacement (V/H).

Where the turning space is constrained on a slide composite, the minimum length of the turning space in the direction of the ramp-run shall be 5' (1.52 m).

Where 1:50 maximum slope is shown, 1:64 is preferred.

See Standard 606001 for details of depressed curb adjacent to curb ramp.

All dimensions are in inches (millimeters) unless otherwise shown.

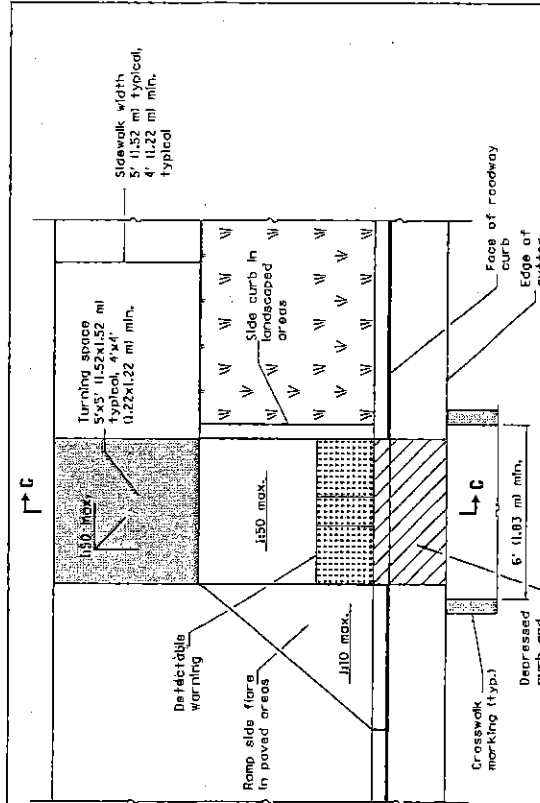


Illinois Department of Transportation
 PASSED: [Signature] J. [Signature] 2018
 ENGINEER OF PUBLIC WORKS
 APPROVED: [Signature] J. [Signature] 2018
 ENGINEER OF DESIGN AND ENVIRONMENT

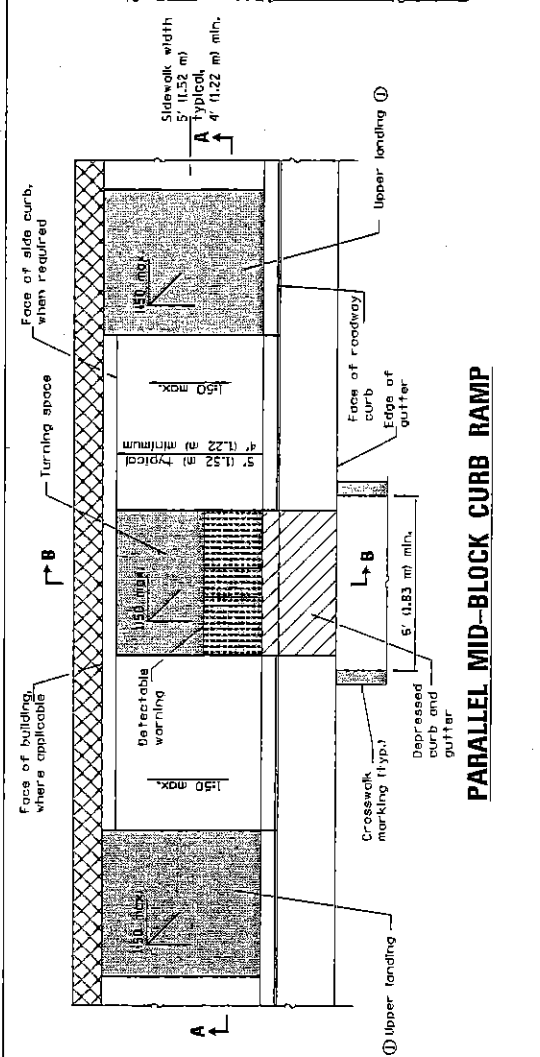
DATE	REVISIONS
1-1-15	Changed 'Lower landing' to 'Turning space'. Added x-walk markings. Added note ②.
1-1-13	Revised General Notes.

CORNER PARALLEL CURB RAMPS FOR SIDEWALKS

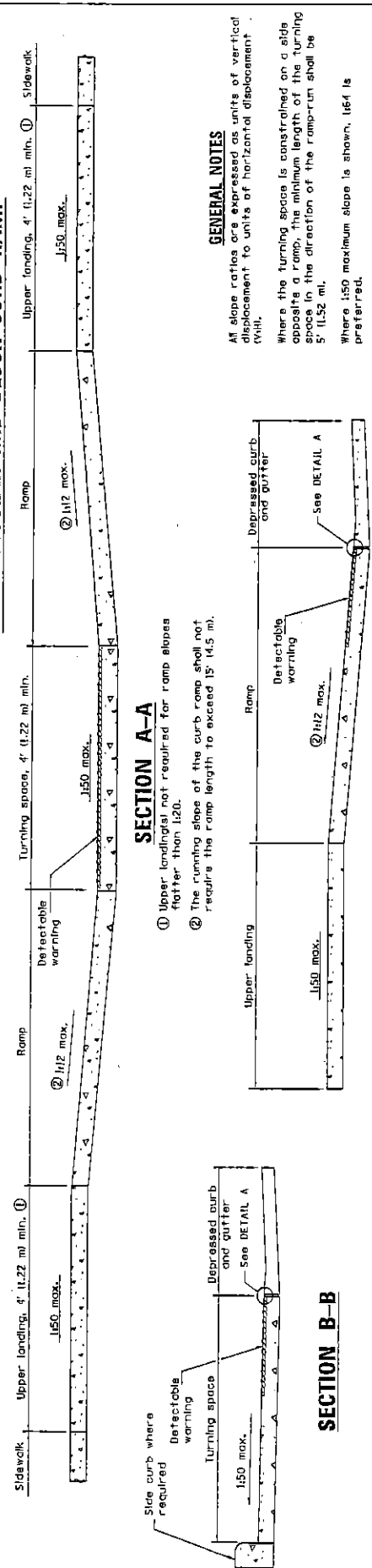
STANDARD 424011-02



PARALLEL MID-BLOCK CURB RAMP



PERPENDICULAR MID-BLOCK CURB RAMP

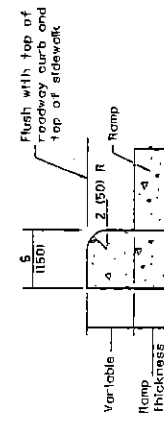


SECTION A-A

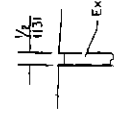
- ① Upper landing not required for ramp slopes flatter than 1:20.
- ② The running slope of the curb ramp shall not require the ramp length to exceed 15' (4.5 m).

SECTION B-B

SECTION C-C



SIDE CURB DETAIL



DETAIL A

GENERAL NOTES

All slope ratios are expressed as units of vertical displacement to units of horizontal displacement (1:10).

Where the turning space is constrained on a side opposing a ramp, the minimum length of the turning space in the direction of the ramp-run shall be 5' (1.52 m).

Where 1:50 maximum slope is shown, 1:64 is preferred.

See Standard 606001 for details of depressed curb adjacent to curb ramp.

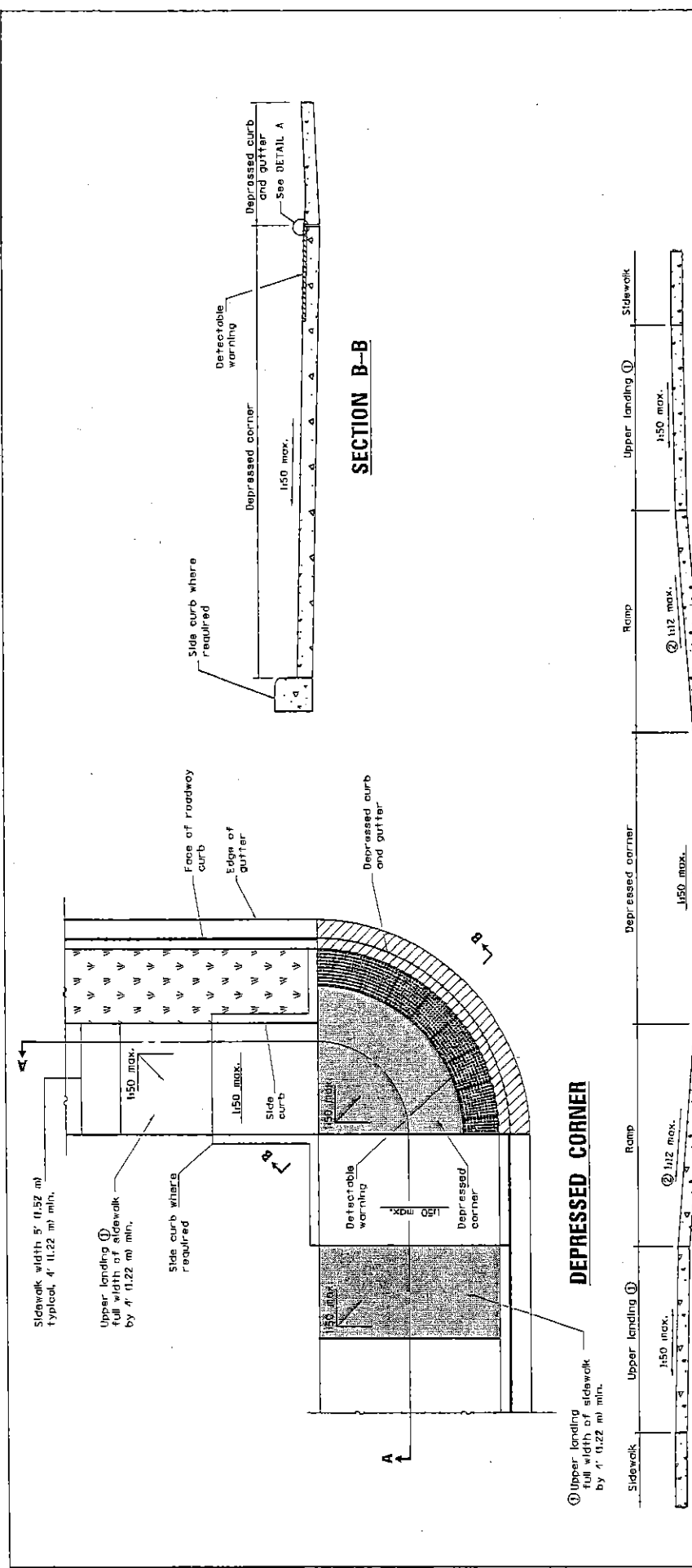
All dimensions are in inches (millimeters) unless otherwise shown.

ISSUED	1-12
APPROVED	2015
ENGINEER OF DESIGN AND PROVISIONS	2015
APPROVED	2015
ENGINEER OF DESIGN AND PROVISIONS	2015
APPROVED	2015
ENGINEER OF DESIGN AND PROVISIONS	2015

DATE	REVISIONS
1-1-15	Changed 'lower landing' to 'turning space'. Added note ②. Rev. Gen. Notes.
1-1-13	Widened crosswalk markings to 5' (1.83 m) min. inside dimension. Rev. Gen. Notes.

MID-BLOCK CURB RAMPS FOR SIDEWALKS

STANDARD 424016-02



SECTION A-A

① Upper landing(s) not required for ramp slopes flatter than 1:20.

② The running slope of the curb ramp shall not require the ramp length to exceed 15' (4.5 m).

SECTION B-B

DEPRESSED CORNER

Upper landing ① 150 max.

Ramp ② 1:12 max.

Sidewalk

DETAILED NOTES

This standard shall only be used for curb radii of 6 ft. (1.83 m) or greater.

All slope ratios are expressed as units of vertical displacement to units of horizontal displacement (V:H).

Where 1:50 maximum slope is shown, 1:64 is preferred.

See Standard 606001 for details of depressed curb adjacent to curb ramp.

All dimensions are in inches (millimeters) unless otherwise shown.

DATE	REVISIONS
1-1-15	Added note ②.
1-1-14	Revised sidewalk width.
	Revised gen. notes to limit curb rad. to 6' (1.83 m) min.

DEPRESSED CORNER FOR SIDEWALKS

STANDARD 424021-03

DETAIL A

1/2 (127)

Expansion joint

Variable thickness

Ramp thickness

2 (50) R

Flush with top of roadway curb and top of sidewalk

APPROVED

Illinois Department of Transportation

DESIGNED BY: [Signature]

CHECKED BY: [Signature]

ENGINEER OF HIGHWAY AND PROCEDURES

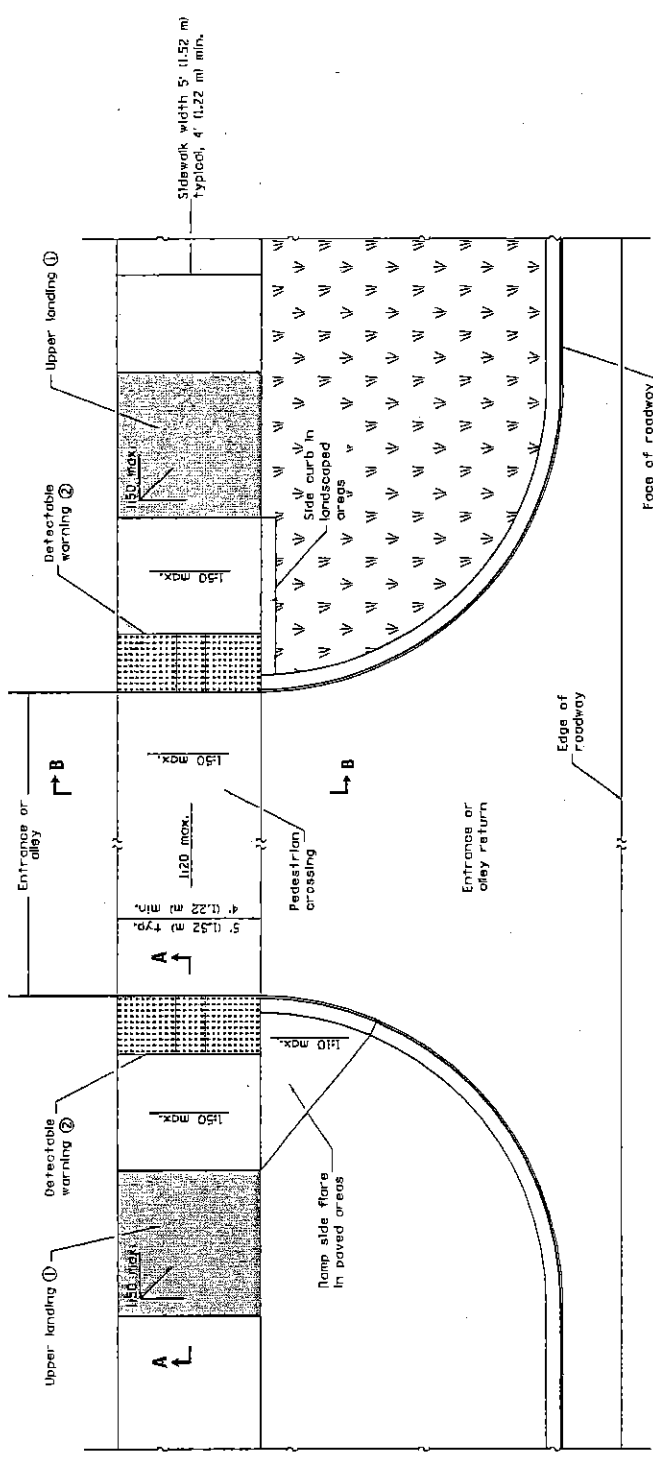
APPROVED BY: [Signature]

DESIGNED BY: [Signature]

ENGINEER OF DESIGN AND ENVIRONMENT

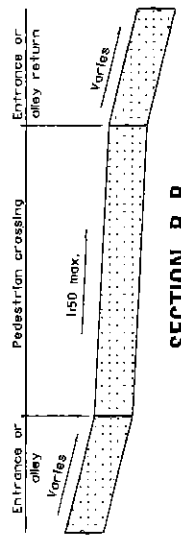
DATE: 2016

PROJECT: [Blank]

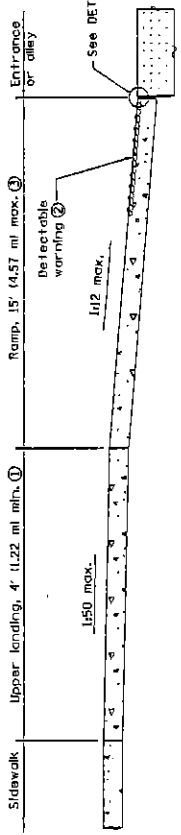


- ② Detectable warning shall only be installed at entrances/alleys with permanent traffic control devices (i.e. stop signs, signals).
- ③ Where possible, maintain the grade of the sidewalk across the entrance/ally to avoid the need for ramps and upper landings.

ENTRANCE / ALLEY PEDESTRIAN CROSSING

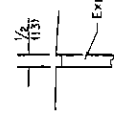


SECTION B-B



SECTION A-A

① Upper landing not required for ramp slopes flatter than 1:20.



DETAIL A

GENERAL NOTES

All slope ratios are expressed as units of vertical displacement to units of horizontal displacement (V:H).

Where 1:50 maximum slope is shown, 1:64 is preferred.

All dimensions are in inches (millimeters) unless otherwise shown.

DATE	REVISIONS
1-1-13	Revised General Notes.
1-1-12	New standard.

ENTRANCE / ALLEY PEDESTRIAN CROSSINGS

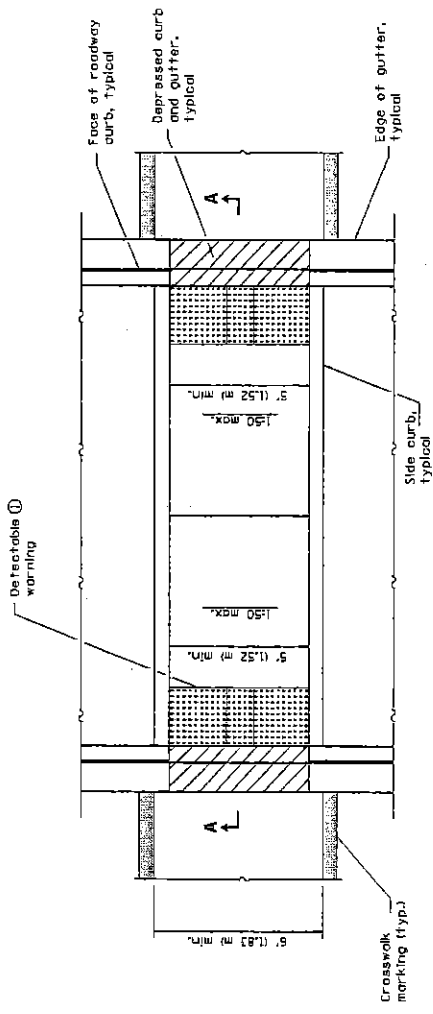
STANDARD 424026-01

Illinois Department of Transportation

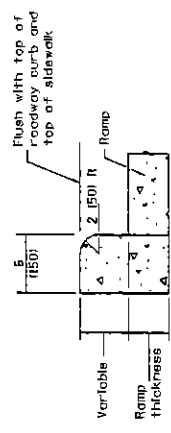
ISSUED 1-1-12

APPROVED: *Michael Bond* 2013
 ENGINEER OF POLICY AND PROCEDURES

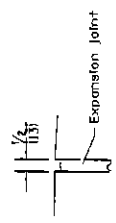
APPROVED: *Michael Bond* 2013
 ENGINEER OF DESIGN AND ENVIRONMENT



MEDIAN PEDESTRIAN CROSSING



SIDE CURB DETAIL



DETAIL A



SECTION A-A

① 0mm1 detectable warnings when distance between back of curbs is less than 6' (1.83 m).

GENERAL NOTES

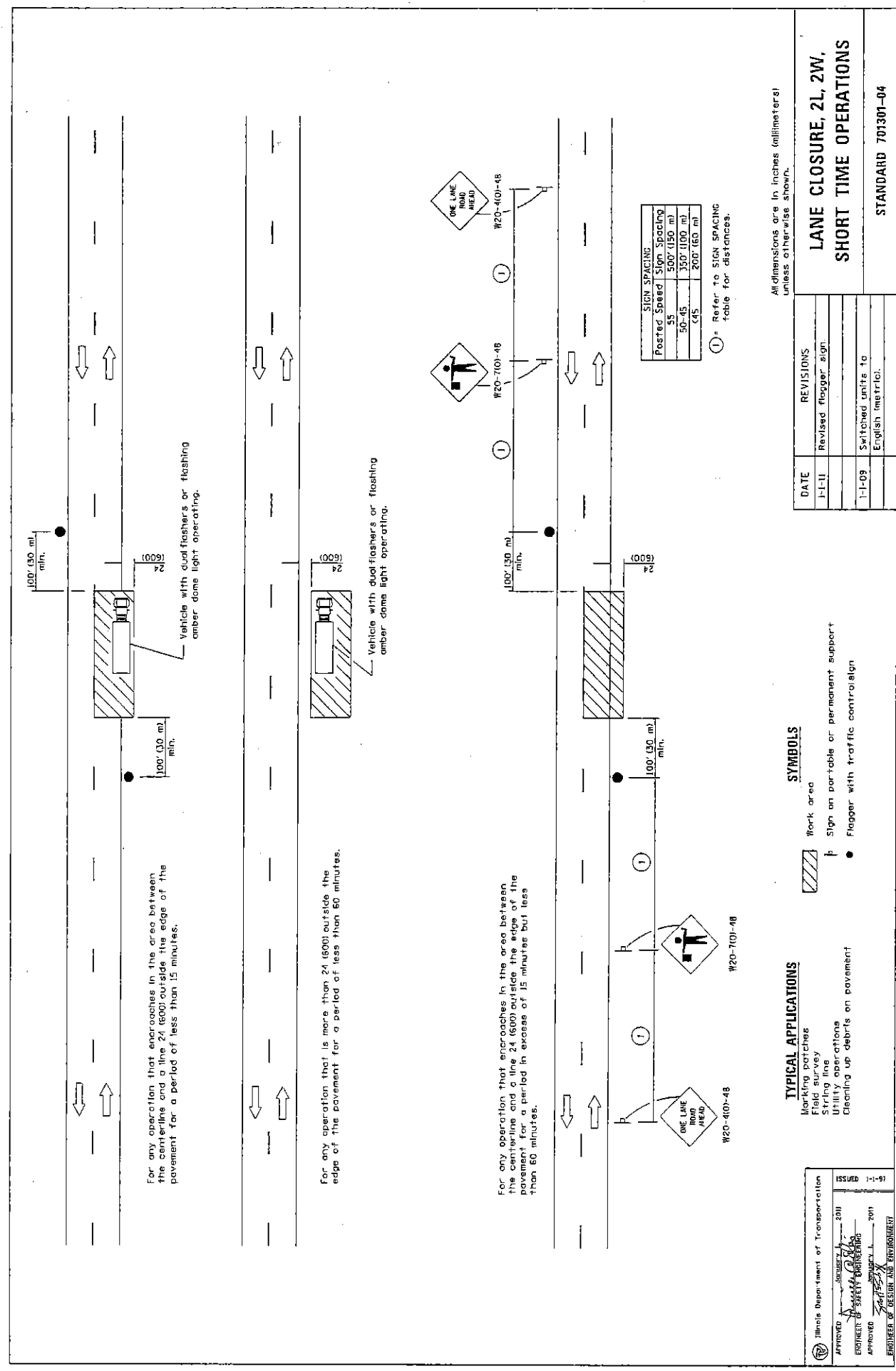
All slope ratios are expressed as units of vertical displacement to units of horizontal displacement (V:H).
Where 1:50 maximum slope is shown, 1:64 is preferred.
See Standard 606001 for details of depressed curb adjacent to curb ramp.
All dimensions are in inches (millimeters) unless otherwise shown.

Illinois Department of Transportation	
ISSUED	January 1, 2013
APPROVED	FOR POLICY AND PROCEDURES
APPROVED	FOR DESIGN AND ENVIRONMENT

DATE	REVISIONS
1-1-12	Widened crosswalk to 6' (1.83 m) min. Inside dimension.
1-1-12	Revised General Notes.
1-1-12	New standard.

MEDIAN PEDESTRIAN CROSSINGS

STANDARD 424031-01



For any operation that encroaches in the area between the centerline and a line 24 (600) outside the edge of the pavement for a period of less than 15 minutes.

For any operation that is more than 24 (600) outside the edge of the pavement for a period of less than 60 minutes.

For any operation that encroaches in the area between the centerline and a line 24 (600) outside the edge of the pavement for a period in excess of 15 minutes but less than 60 minutes.

All dimensions are in inches (millimeters) unless otherwise shown.

LANE CLOSURE, 2L, 2W, SHORT TIME OPERATIONS

STANDARD 707301-04

DATE	REVISIONS
1-1-11	Revised flagger sign.
1-1-09	Switched units to English (metric).

SYMBOLS

- Work area
- Sign on portable or permanent support
- Flagger with traffic control sign

TYPICAL APPLICATIONS

- Marking patches
- Field survey
- String line
- Utility operations
- Cleaning up debris on pavement

Illinois Department of Transportation

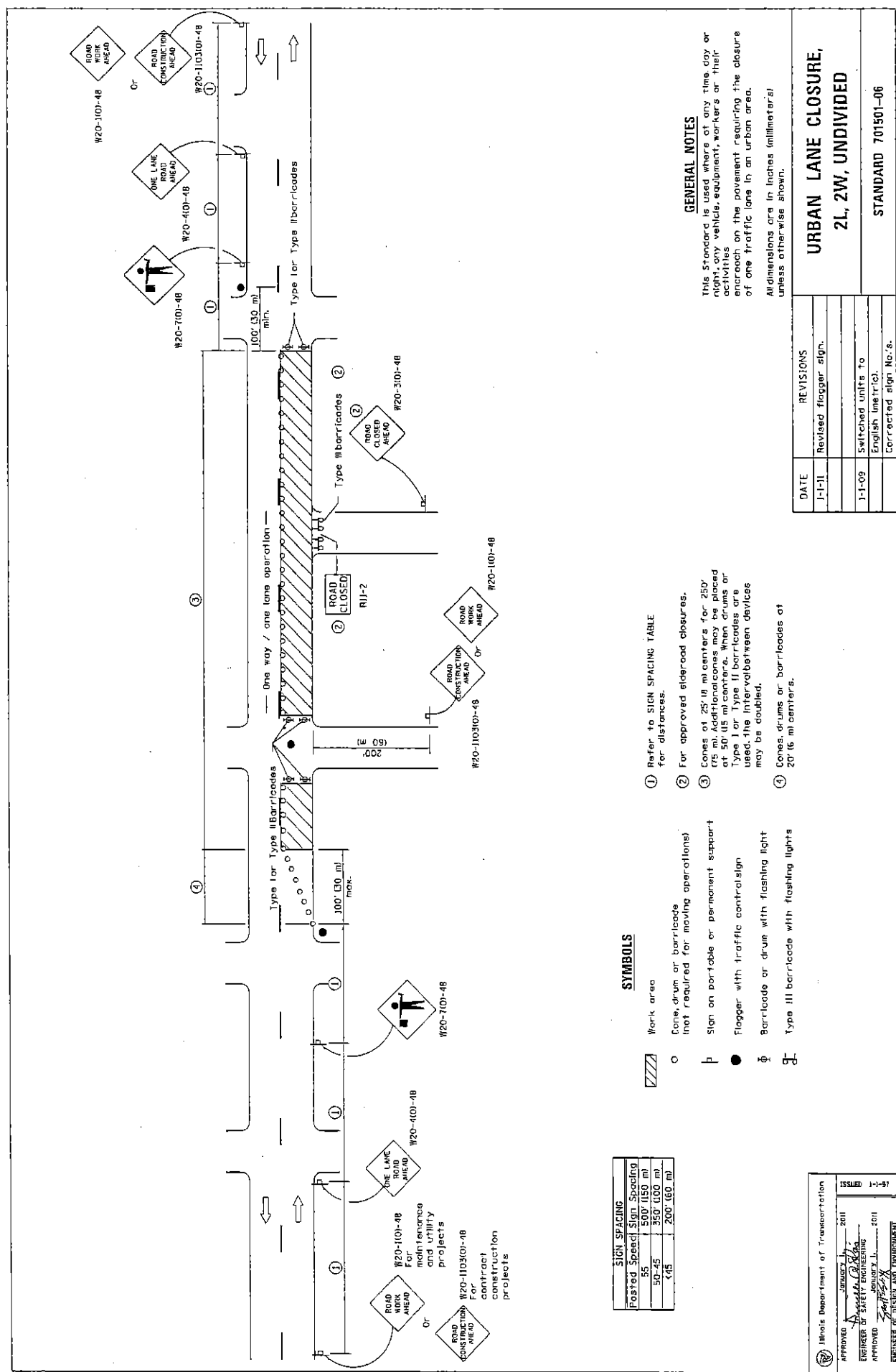
APPROVED: [Signature] 2011

ENGINEER: [Signature] 2011

APPROVED: [Signature] 2011

ENGINEER OF DESIGN AND ENVIRONMENT

ISSUED: 1-1-91



SIGN SPACING	
Posted Speed	Sign Spacing
55	500' (150 m)
50-45	350' (100 m)
45	200' (60 m)

SYMBOLS

- Work area
- Cones, drums or barricade not required for moving operations
- Sign on portable or permanent support
- Flagger with traffic control sign
- Barricade or drum with flashing light
- Type III barricade with flashing lights

- 1 Refer to SIGN SPACING TABLE for distances.
- 2 For approved at-grade closures.
- 3 Cones of 25' (8 m) centers for 250' (75 m). Additional cones may be placed at 50' (15 m) centers. When drums or Type I or Type II barricades are used, the interval between devices may be doubled.
- 4 Cones, drums or barricades at 20' (6 m) centers.

GENERAL NOTES

This Standard is used where at any time day or night, any vehicle, equipment, workers or their activities encroach on the pavement requiring the closure of one traffic lane in an urban area.

All dimensions are in inches (millimeters) unless otherwise shown.

URBAN LANE CLOSURE, 2L, 2W, UNDIVIDED	
DATE	REVISIONS
I-1-11	Revised flagger sign.
I-1-09	Switched units to English (metric).
	Corrected sign No.'s.
STANDARD 701501-06	

Illinois Department of Transportation

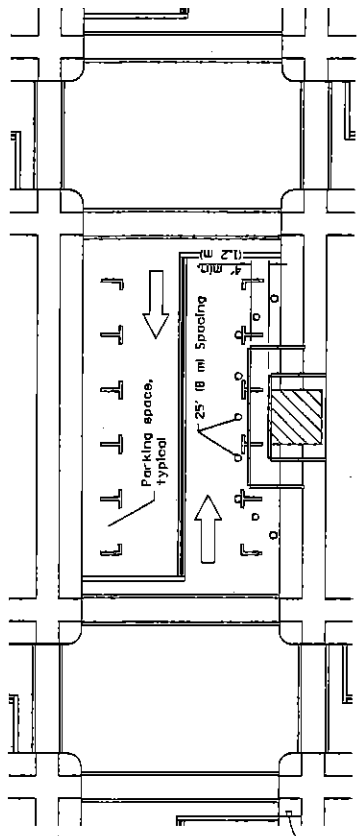
APPROVED: *[Signature]* 2011
 ENGINEER OF SAFETY ENGINEERING

ISSUED: 1-1-97

APPROVED: *[Signature]* 2011
 ENGINEER OF SAFETY ENGINEERING

APPROVED: *[Signature]* 2011
 ENGINEER OF SAFETY ENGINEERING

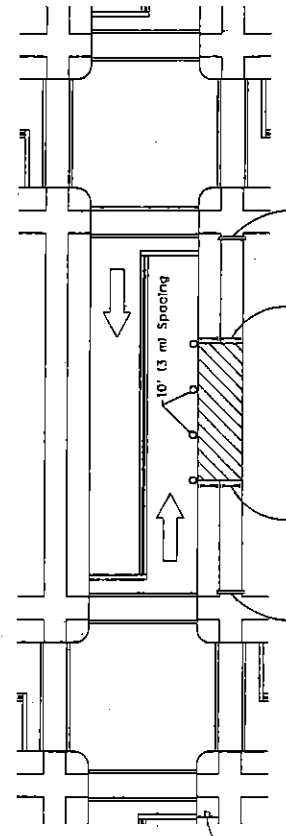
① Omit whenever duplicated by road work traffic control.



W20-1103101-48 for contract construction projects

or
W20-1101-48 for maintenance and utility projects

SIDEWALK DIVERSION



W20-1103101-48 for contract construction projects

or
W20-1101-48 for maintenance and utility projects

SIDEWALK CLOSURE

GENERAL NOTES

This Standard is used where, at any time, pedestrian traffic must be rerouted due to work being performed.

This Standard must be used in conjunction with other Traffic Control & Protection Standards when roadway traffic is affected.

Temporary facilities shall be detectable and accessible.

The temporary pedestrian facilities shall be provided on the same side of the closed facilities whenever possible.

The SIDEWALK CLOSED / USE OTHER SIDE sign shall be placed at the nearest crosswalk or intersection to each end of the closure. Where the closure occurs at a corner, the signs shall be erected on the corner, then a minimum of 10 feet from the closure. The SIDEWALK CLOSED sign shall be used at the ends of the actual closure.

Type III barricades and R11-2-4830 signs shall be positioned as shown in "ROAD CLOSED TO ALL TRAFFIC" detail on Standard 701801.

All dimensions are in inches (millimeters) unless otherwise shown.

DATE	REVISIONS
4-1-15	Revised orange safety fence from standard as this is covered in the std. spec.
1-1-12	Added SIDEWALK DIVERSION. Modified appearance of plan views. Renamed Std.

SIDEWALK, CORNER OR CROSSWALK CLOSURE

(Sheet 1 of 2)

STANDARD 701801-06

SYMBOLS

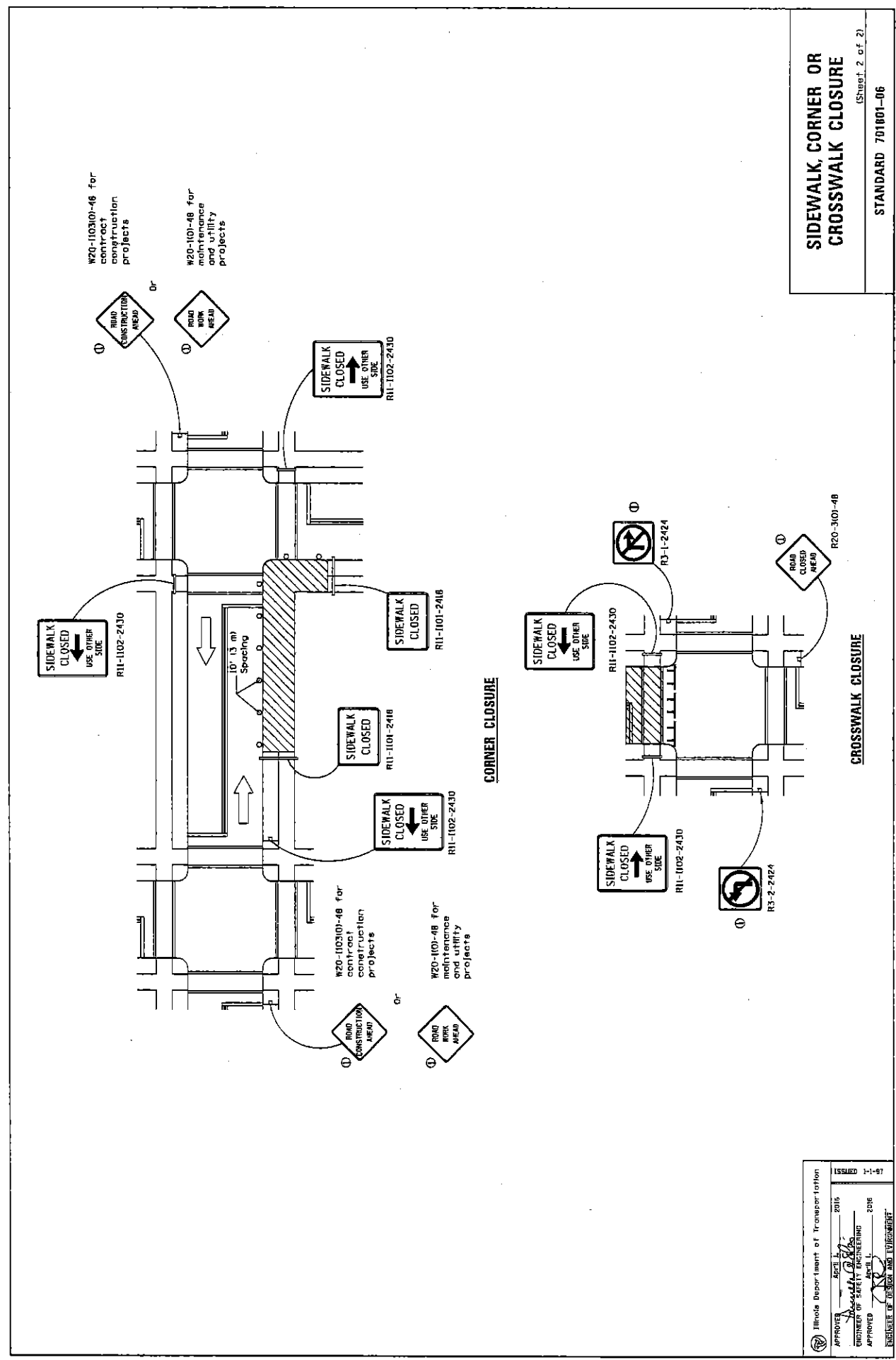
- Work area
- Sign on portable or permanent support
- Barricade or drum
- Cone, drum or barricade
- Type III barricade
- Detectable pedestrian channelizing barricade

Illinois Department of Transportation

APPROVED: [Signature] APR 11 2016
ENGINEER OF SAFETY ENGINEERING

APPROVED: [Signature] APR 11 2016
ENGINEER OF DESIGN AND ENVIRONMENT

ISSUED 1-1-97



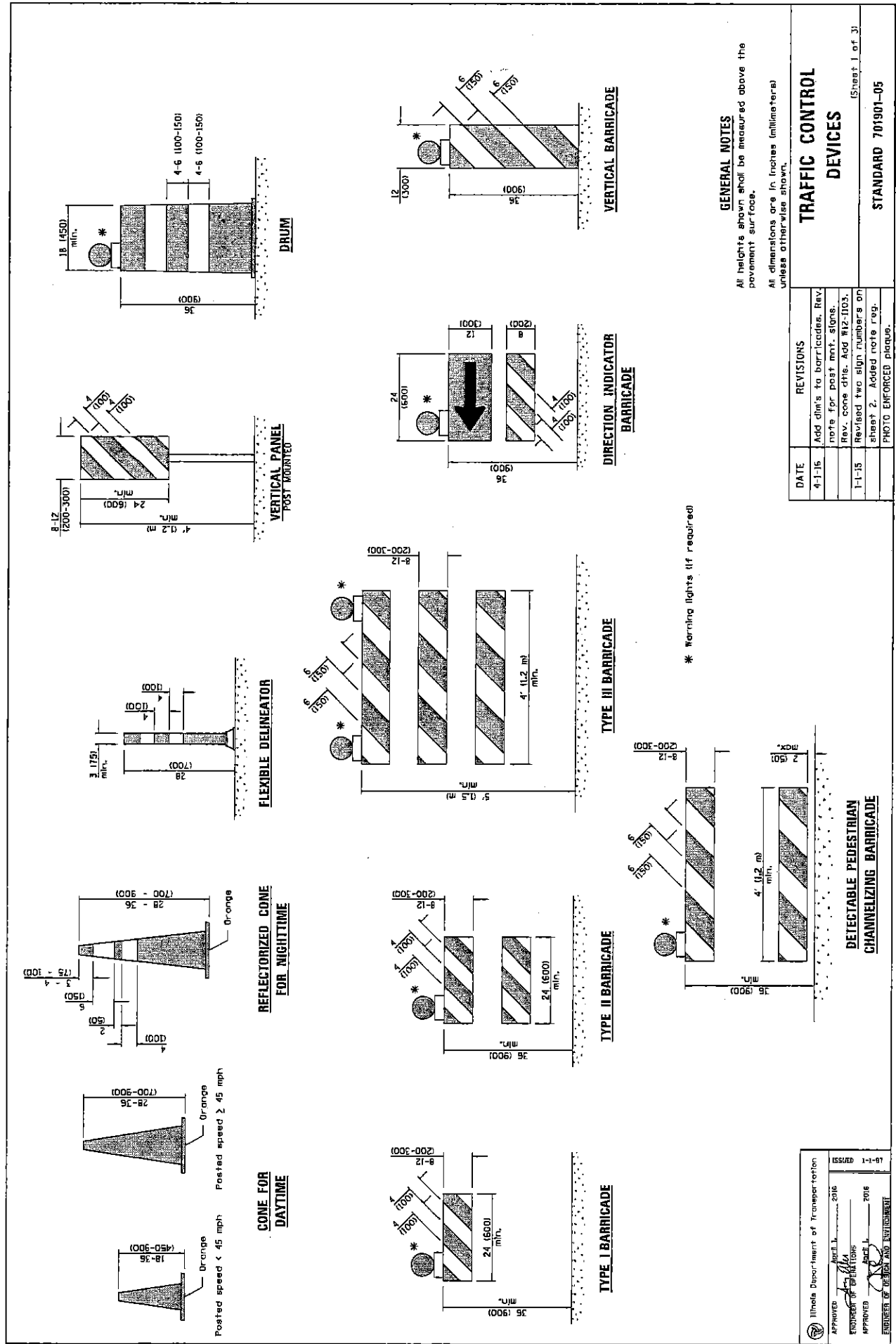
SIDEWALK, CORNER OR CROSSWALK CLOSURE
 (Sheet 2 of 2)
 STANDARD 701801-06

Illinois Department of Transportation

ISSUED 1-1-97

APPROVED: *[Signature]* 2015
 ENGINEER OF SAFETY ENGINEERING

APPROVED: *[Signature]* 2016
 ENGINEER OF DESIGN AND ENVIRONMENT



GENERAL NOTES
All heights shown shall be measured above the pavement surface.
All dimensions are in inches (millimeters) unless otherwise shown.

TRAFFIC CONTROL DEVICES	
DATE	REVISIONS
4-1-16	Add dim's to barricades. Rev. note for post mnt. signs.
	Rev. cone dths. Add W12-103.
1-1-15	Revised two sign numbers on sheet 2. Added note reg. PHOTO ENFORCED plaque.
	(Sheet 1 of 3)
STANDARD 701901-05	

* Warning lights (if required)

Illinois Department of Transportation	ISSUED 1-1-07
APPROVED [Signature]	2016
ENGINEER OF OPERATIONS	
APPROVED [Signature]	2016
ENGINEER OF DESIGN AND ENVIRONMENT	

ROAD CONSTRUCTION NEXT X MILES
G20-1104(0)-6036

END CONSTRUCTION
G20-1105(0)-6024

This signing is required for all projects 2 miles (3200 m) or more in length.

ROAD CONSTRUCTION NEXT X MILES sign shall be placed 500' (150 m) in advance of project limits.

END CONSTRUCTION sign shall be erected at the end of the job unless another job is within 2 miles (3200 m).

Dual sign displays shall be utilized on multi-lane highways.

WORK LIMIT SIGNING

WORK ZONE SPEED LIMIT	WZ-1-115(0)-3618
PHOTO ENFORCED	RZ-1-364B
XXXX FINE MINIMUM	R10-1108p-361B *****
	RZ-1066-3618

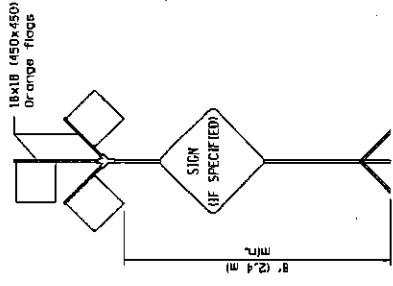
Sign assembly as shown on Standards or as allowed by District Operations.

END WORK ZONE SPEED LIMIT
G20-1103(0)-6036

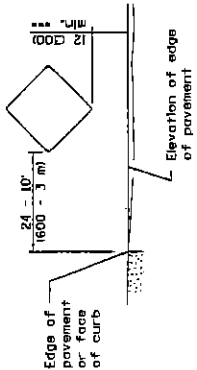
This sign shall be used when the above sign assembly is used.

HIGHWAY CONSTRUCTION SPEED ZONE SIGNS

***** R10-1108p shall only be used along roadways under the jurisdiction of the State.

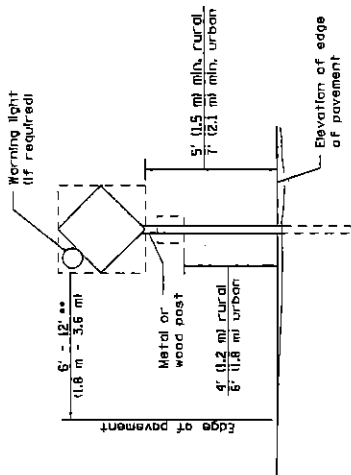


HIGH LEVEL WARNING DEVICE




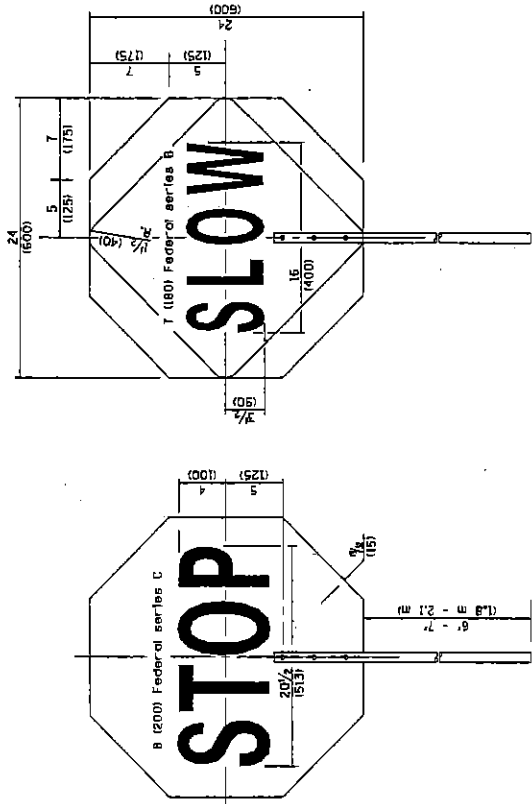
SIGNS ON TEMPORARY SUPPORTS

*** When work operations exceed four days, this dimension shall be 9' (1.5 m) min. If temporary supports are used, the height shall be sufficient to be seen completely above the devices.



POST MOUNTED SIGNS

** When curb or paved shoulder are present this dimension shall be 24 (600) to the face of curb or 6' (1.8 m) to the outside edge of the paved shoulder.



W12-1103-4848

WIDTH RESTRICTION SIGN

XX-XX" width and X miles are variable.

FLAGGER TRAFFIC CONTROL SIGN

TRAFFIC CONTROL DEVICES

Illinois Department of Transportation

APPROVED: _____ DATE: 2/16

ENGINEER OF OPERATIONS: _____

APPROVED: _____ DATE: 2/16

ENGINEER OF DESIGN AND ENVIRONMENT: _____

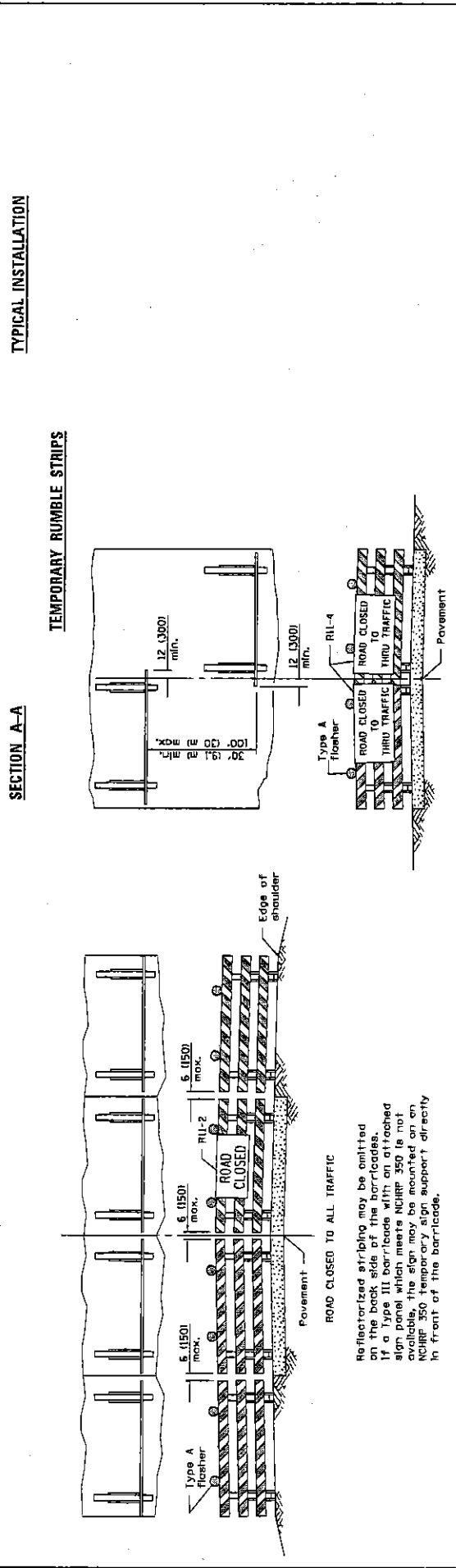
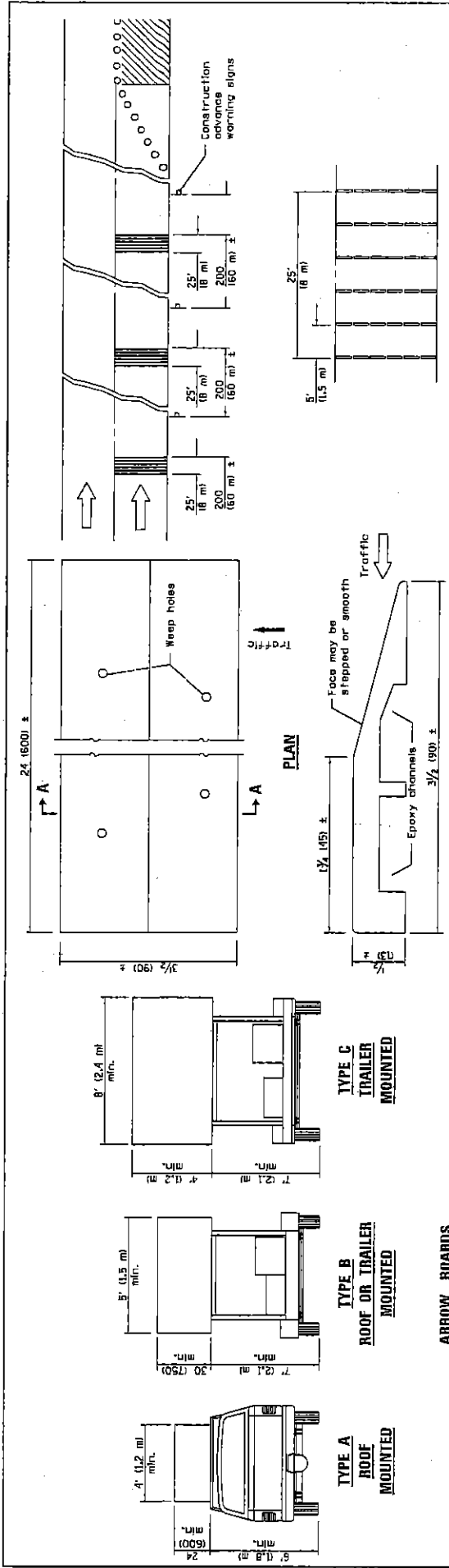
ISSUED: 1-1-97

FLAGGER TRAFFIC CONTROL SIGN

TRAFFIC CONTROL DEVICES

STANDARD 701901-05

(Sheet 2 of 3)



TRAFFIC CONTROL DEVICES

STANDARD 701901-05

ISSUED 1-1-97

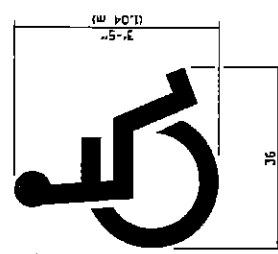
Illinois Department of Transportation

APPROVED DATE 2016


ENGINEER OF OPERATIONS

APPROVED DATE 2016


ENGINEER OF DESIGN AND PROCUREMENT



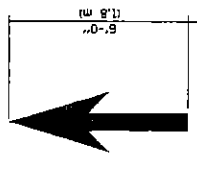
INTERNATIONAL SYMBOL OF ACCESSIBILITY



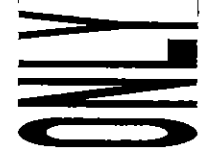
SHARED LANE SYMBOL



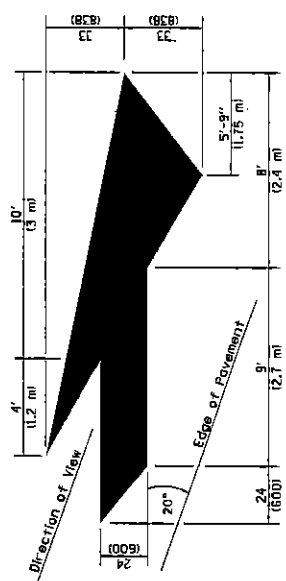
BIKE SYMBOL
(Arrow is optional.)



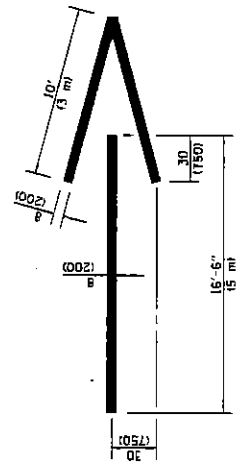
20' (6.1 m) urban
50' (15.2 m) rural
(Between arrow and word or between words)



WORD AND ARROW LAYOUT



LANE-REDUCTION ARROW
Right lane-reduction arrow shown.
Use mirror image for left lane.



WRONG WAY ARROW

TYPICAL PAVEMENT MARKINGS
STANDARD 780001-05
(Sheet 3 of 3)

Illinois Department of Transportation
 APPROVED: [Signature] JANUARY 3, 2015
 ENGINEER OF OPERATIONS
 APPROVED: [Signature] JANUARY 1, 2015
 ENGINEER OF DESIGN AND ENVIRONMENT
 ISSUED: 1-1-97

2016 RESURFACING (A)
SCHEDULE OF QUANTITIES

STREET	FROM	TO	LENGTH (FT)	WIDTH (FT)	TOT. IMP. AREA (SQ)	HMA SURF. CSE. MIX D (TON)	MIN. THICKNESS (IN)	LEVEL BIND (TON)
64TH ST	W. END	BELMONT RD	326	34	1266	106	1.50	53
BANBURY RD	BRIGHTON ST	HASTINGS AVE	251	28	781	66	1.50	
BATES PL	LOOMES AVE	N. END	144	22.5	384	32	1.50	16
BELMONT RD	64TH ST	63RD ST	567	42	2666	224	1.50	112
BREASTED AVE	E. OF WELLS	W. OF PRIDEHAM	765	25	2150	181	1.50	90
BRIGHTON ST	HASTINGS AVE	BANBURY RD	765	28	2408	202	1.50	
ELM ST	WARREN AVE	ROGERS ST	268	18-21	654	55	1.50	27
FOREST AVE	SHERMAN AVE	OGDEN AVE	219	24	605	51	1.50	42
HASTINGS AVE	WOODWARD AVE	BANBURY RD	938	28	2972	250	1.50	
HATHAWAY LN	WHIDDEN AVE	S END	284	25	814	68	1.50	34
INVERNESS RD	JANES AVE	LEMOND AVE	1347	15-28	2586	217	1.50	145
LOOMES AVE	WOODWARD AVE	PRENTISS DR	1125	22	2836	238	1.50	119
MIDDAUGH AVE	CHICAGO AVE	N. OF GRANT ST	1542	22-24.5	4301	361	1.50	301
NASH ST	PRENTISS DR	BREASTED ST	547	25	1579	133	1.50	66
OTTO PL	N END	LOOMES AVE	286	22	782	66	1.50	33
PRENTISS CT / WINDSOR CT	PRENTISS DR	EAST CUL DE SAC	517	25	1562	131	1.50	66
PRENTISS DR	WOODWARD AVE	SPRINGSIDE AVE	1930	34.5	8124	796	1.75	341
PRENTISS DR	PUFFER RD	WOODWARD AVE	1640	38	7053	691	1.75	296
PRIDEHAM	N. OF WHIDDEN	BREASTED AVE	569	25	1621	136	1.50	68
PRINCE ST	SHERMAN AVE W.	OGDEN AVE	458	24	1251	105	1.50	88
SARATOGA AVE	PRAIRIE AVE	CHICAGO AVE	626	24.5	1738	146	1.50	88
SHERMAN AVE	SARATOGA AVE	MAIN ST	940	21-24	2327	195	1.50	130
STAIR ST	PRENTISS DR	N. END	313	22	814	68	1.50	34
STONEWALL AVE	BRIGHTON ST	63RD ST	118	28.6	417	35	1.50	
WALNUT AVE	S. END	COLLEGE ST	936	20-21	2393	201	1.50	121
WARREN AVE	WASHINGTON ST	PROSPECT AVE	1026	21-26	2684	225	1.50	150
WARREN PARKING F & METER	WASHINGTON ST	PROSPECT AVE	956	7-18.5	1608	135	1.50	68
WELLS ST	BREASTED AVE	WHIDDEN AVE	731	21-25	2096	176	1.50	88
WHIDDEN AVE	PRIDEHAM ST	WELLS ST	533	25	1534	129	1.50	64
Totals >			20667		62006	5419		2640
Miles >							3.91	

SCHEDULE OF QUANTITIES

2016 RESURFACING (A)
SCHEDULE OF QUANTITIES

STREET	AVG. THICKNESS (IN)	HMA BINDER (TON)	AVG. THICKNESS (IN)	BIT. PRIME (GAL)	AGG. PRIME (TON)	CL D, Special 2" (SY)	CL D, Ty 4 4" (SY)	CL D, Special 4" (SY)	CL D, Ty 4 6" (SY)	CL D, Special 6" (SY)
64TH ST	0.75			190	3					
BANBURY RD	0.00	109	2.50	78	2					
BATES PL	0.75			58	1		120			
BELMONT RD	0.75			400	5					
BREASTED AVE	0.75			323	4		603	50		
BRIGHTON ST	0.00	337	2.50	241	5					
ELM ST	0.75			98	1		300			
FOREST AVE	1.25			91	1					
HASTINGS AVE	0.00	416	2.50	297	6					
HATHAWAY LN	0.75			122	2		207			
INVERNESS RD	1.00			388	5		1200	97	200	
LOOMES AVE	0.75			425	6		1400			
MIDDAUGH AVE	1.25			645	9					
NASH ST	0.75			237	3		320	100		
OTTO PL	0.75			117	2		350			
PRENTISS CT / WINDSOR CT	0.75			234	3		111			
PRENTISS DR	0.75			1219	16				700	341
PRENTISS DR	0.75			1058	14		1003		150	50
PRIDEHAM	0.75			243	3		400	67		
PRINCE ST	1.25			188	3					
SARATOGA AVE	0.90			261	3	156				
SHERMAN AVE	1.00			349	5		500	26		
STAIR ST	0.75			122	2		133			
STONEWALL AVE	0.00	58	2.50	42	1					
WALNUT AVE	0.90			359	5		1150			
WARREN AVE	1.00			403	5		700	100	400	88
WARREN PARKING F & METER	0.75			241	3		600		300	
WELLS ST	0.75			314	4		530		200	
WHIDDEN AVE	0.75			230	3		400		93	
		920		8973	125	156	10027	440	2043	479

SCHEDULE OF QUANTITIES

2016 RESURFACING (A)
SCHEDULE OF QUANTITIES

STREET	PAVE REM & HMA REPL 8" (SY)	PAVE REM & PCC REPL 8" (SY)	PAVE REM & HMA REPL 10" (SY)	PGE SPECIAL (CY)	HAUL SPECIAL WASTE (LOAD)	CURB REM. (LF)	C & G TY M-3.12 (LF)	C & G TY M-3.12 R.FORCE (LF)
64TH ST	106					165		
BANBURY RD				15		80		
BATES PL						265	265	
BELMONT RD	272		100		1	874		
BREASTED AVE						340		
BRIGHTON ST				45		260		
ELM ST				5				
FOREST AVE	30					20		
HASTINGS AVE				43		320		
HATHAWAY LN						100		
INVERNESS RD				215				
LOOMES AVE				12		2198	2168	
MIDDAUGH AVE	180	50				385		
NASH ST						246	98	
OTTO PL						623	623	
PRENTISS CT / WINDSOR CT						327	327	
PRENTISS DR						1604		
PRENTISS DR						1467		
PRIDEHAM						451		
PRINCE ST	75			20		340		
SARATOGA AVE	162					61		
SHERMAN AVE	50	40		35	1	504		
STAIR ST						367	277	90
STONEWALL AVE				5		35		
WALNUT AVE				70				
WARREN AVE				110	2	94		
WARREN PARKING F & METER				74		22		
WELLS ST				7		265		
WHIDDEN AVE						629		
	875	90	100	656	4	12042	3758	90

SCHEDULE OF QUANTITIES

2016 RESURFACING (A)
SCHEDULE OF QUANTITIES

STREET	C & G TY B-4.12 (LF)	C & G TY B-6.0 (LF)	C & G TY B-6.12 (LF)	C & G TY B-6.12 REINFORCE(LF)	C & G TY B-6.18 (LF)	C & G TY B-6.18 REINFORCE(LF)	M.H. ADJ. (EA)	M.H. ADJ. SPECIAL (EA)
64TH ST			165					
BANBURY RD			80					
BATES PL								
BELMONT RD				874			5	1
BREASTED AVE			340					1
BRIGHTON ST			260					
ELM ST							1	
FOREST AVE					20		1	
HASTINGS AVE			320					
HATHAWAY LN			100					
INNERNESS RD							1	3
LOOMES AVE			30				1	1
MIDDAUGH AVE		65	30		290		5	
NASH ST			148					
OTTO PL							2	
PRENTISS CT / WINDSOR CT							2	
PRENTISS DR			1604				6	9
PRENTISS DR		30	1363	74				2
PRIDEHAM			451					
PRINCE ST						56	4	
SARATOGA AVE					284		5	
SHERMAN AVE	364		140		61			
STAIR ST								
STONEWALL AVE			35					
WALNUT AVE							1	
WARREN AVE			94				3	2
WARREN PARKING F & METER			22					
WELLS ST			265					1
WHIDDEN AVE			629					
	364	95	6076	948	655	56	37	20

SCHEDULE OF QUANTITIES

2016 RESURFACING (A)
SCHEDULE OF QUANTITIES

STREET	M.H. ADJ. W/NEW TY 1 FR (EA)	M.H. RECON (EA)	IN. ADJ. (EA)	IN. ADJ. W/NEW TY 3 FR SP (EA)	IN. ADJ W/NEW TY 1 FR (EA)	NEW 2' IN. W/ TY 1 FR. OL (EA)	NEW 3' IN. W/ SALVAGE (EA)	UNDERDRAINS 4" (LF)
64TH ST								
BANBURY RD								
BATES PL								
BELMONT RD			3					
BREASTED AVE		1	7					
BRIGHTON ST			3					20
ELM ST								
FOREST AVE								
HASTINGS AVE			5					60
HATHAWAY LN			1					
INVERNESS RD								
LOOMES AVE			5	1				
MIDDAUGH AVE			1					
NASH ST			4					
OTTO PL			4					
PRENTISS CT / WINDSOR CT			1					
PRENTISS DR			7	2				
PRENTISS DR			2					
PRIDEHAM			4				1	
PRINCE ST			4	1	1			
SARATOGA AVE			1					
SHERMAN AVE			6	1		1		
STAIR ST			1					
STONEWALL AVE								
WALNUT AVE								
WARREN AVE	1			1				
WARREN PARKING F & METER								
WELLS ST			3					
WHIDDEN AVE			4					
	1	1	66	6	1	1	1	80

SCHEDULE OF QUANTITIES

2016 RESURFACING (A)
SCHEDULE OF QUANTITIES

STREET	INLET FILTERS (EA)	INLET FILTERS CLEANING (EA)	HMA SURF.REM. 2" (SY)	HMA SURF.REM. 2.25" (SY)	HMA SURF.REM. 3" (SY)	HMA SURF.REM. 4" (SY)	HMA SURF.REM. VARI 2"-4.5" (SY)	AGG BASE PREP (SY)
64TH ST			1266					
BANBURY RD						781		781
BATES PL			384					
BELMONT RD			2666					
BREASTED AVE	8	8	2150					
BRIGHTON ST	5	5				2408		2408
ELM ST			654					
FOREST AVE							605	
HASTINGS AVE	7	7	138					
HATHAWAY LN	4	4	814			2834		2834
INVERNESS RD			2586					
LOOMES AVE	6	6	2836					
MIDDAUGH AVE			603					3698
NASH ST	4	4	1579					
OTTO PL	4	4	782					
PRENTISS CT / WINDSOR CT	3	3		1562				
PRENTISS DR	17	17	661		7463			
PRENTISS DR	6	6			7053			
PRIDEHAM	5	5	1621					
PRINCE ST							1251	
SARATOGA AVE				1738				
SHERMAN AVE			1281	221				825
STAIR ST	2	2	814					
STONEWALL AVE						417		417
WALNUT AVE			2393					
WARREN AVE			2684					
WARREN PARKING F & METER								
WELLS ST	3	3	1100	996				
WHIDDEN AVE	4	4	1534					
	78	78	30154	4517	14516	6440	6379	6440

SCHEDULE OF QUANTITIES

2016 RESURFACING (A)
SCHEDULE OF QUANTITIES

STREET	AGG BASE REPAIR (TON)	TEMP ACCESS AGG (TON)	CR. JT. & FLAN (TON)	SIDEWALK REMOVE (SF)	SIDEWALK 5" (SF)	SIDEWALK 6" (SF)	SIDEWALK 8" (SF)	SIDEWALK 10" (SF)	DETECTABLE WARNINGS (SF)
64TH ST			3	1005	825		180		20
BANBURY RD	27	4		125	75	50			
BATES PL				964	721	243			
BELMONT RD			5	3291	2170		816	305	40
BREASTED AVE				60	60				36
BRIGHTON ST	84	9		565	500				40
ELM ST									
FOREST AVE			2						
HASTINGS AVE	100	9		1130	950	125			50
HATHAWAY LN				30	30				12
INVERNESS RD									
LOOMES AVE				3244	2512	732			20
MIDDAUGH AVE			10	1735	1675				120
NASH ST				30	30				12
OTTO PL				1145	810	335			20
PRENTISS CT / WINDSOR CT									
PRENTISS DR			20	4500	4000	400			360
PRENTISS DR			15	830	575		255		24
PRIDEHAM				30	30				12
PRINCE ST			5	245	245				20
SARATOGA AVE				925	925				80
SHERMAN AVE			3	375	375				30
STAIR ST				1490	1299	191			20
STONEWALL AVE	15								
WALNUT AVE									
WARREN AVE				940	940				50
WARREN PARKING F & METER									
WELLS ST				180	180				22
WHIDDEN AVE				30	30				12
	226	22	63	22869	18957	2076	1251	305	1000

SCHEDULE OF QUANTITIES

2016 RESURFACING (A)
SCHEDULE OF QUANTITIES

STREET	DÉCOR PAVER DRIVE (SY)	DÉCOR PAVER WALK (SY)	AGG. SHOULD (TON)	PKWY REST (SY)	SUPPLEMENT WATER (UNIT)	TEMP HMA RAMP (SY)	ROOT PRUNE (EA)	HMA WALK REMOVE (SY)	HMA WALK 3" (SY)
64TH ST				73					
BANBURY RD				34					
BATES PL				89					
BELMONT RD				325	1	7			
BREASTED AVE				175			1	37	37
BRIGHTON ST				137					
ELM ST			17						
FOREST AVE				4					
HASTINGS AVE				211					
HATHAWAY LN				51				10	10
INVERNESS RD			83						
LOOMES AVE	7			615	1				
MIDDAUGH AVE	2	1	12	300	1			7	7
NASH ST				90					
OTTO PL				175					
PRENTISS CT / WINDSOR CT				110					
PRENTISS DR				856	1	11			
PRENTISS DR				588	1	7		14	14
PRIDEHAM				191					
PRINCE ST				116					
SARATOGA AVE				103					
SHERMAN AVE				286	1				
STAIR ST				128					
STONEWALL AVE				12					
WALNUT AVE			58						
WARREN AVE			32	130		5			
WARREN PARKING F & METER				7					
WELLS ST				170				14	14
WHIDDEN AVE				200	1			14	14
	9	1	202	5176	7	30	1	96	96

SCHEDULE OF QUANTITIES

2016 RESURFACING (A)
SCHEDULE OF QUANTITIES

STREET	HMA DRIVE REMOVE (SY)	HMA DRIVE 3" (SY)	HMA DRIVE 8" (SY)	PCC DRIVE REMOVE (SY)	PCC DRIVE 6" (SY)	PCC DRIVE 8" (SY)	PCC DRIVE 10" (SY)	SHORT TERM PAVE MARK (LF)	WORK ZONE MARK REM (SF)
64TH ST	56		56						
BANBURY RD	23	23							
BATES PL	32	32							
BELMONT RD	239	44	195	112		68	44	260	30
BREASTED AVE	33	33							
BRIGHTON ST	62	62							
ELM ST									
FOREST AVE									
HASTINGS AVE	69	69							
HATHAWAY LN	10	10							
INNERNESS RD									
LOOMES AVE	730	730							
MIDDAUGH AVE	24	24							
NASH ST	30	30		10	10				
OTTO PL	137	137							
PRENTISS CT / WINDSOR CT									
PRENTISS DR	147	147		30	30				
PRENTISS DR	39	40	39	104	104	29		142	15
PRIDEHAM	40	40		29	29			150	17
PRINCE ST	31	31							
SARATOGA AVE									
SHERMAN AVE	6	6							
STAIR ST	72	72							
STONEWALL AVE									
WALNUT AVE									
WARREN AVE				30	30				
WARREN PARKING F & METER									
WELLS ST	7	7							
WHIDDEN AVE	90	90							
	1877	1587	290	315	144	97	44	552	62

SCHEDULE OF QUANTITIES

2016 RESURFACING (A)
SCHEDULE OF QUANTITIES

STREET	YEL. PAVT. MARK. LINE 4" (LF)	WH. PAVT. MARK. LINE 4" (LF)	WH. PAVT. MARK. LINE 6" (LF)	WH. PAVT. MARK. LINE 12" (LF)	WH. PAVT. MARK. LINE 24" (LF)	PAVT. MARK. LET & SYM (SF)	BIKE & ARROW SET (EA)
64TH ST		365			17		
BANBURY RD							
BATES PL							
BELMONT RD	420	332	220		24	36.4	
BREASTED AVE							
BRIGHTON ST							
ELM ST					12		
FOREST AVE					24		
HASTINGS AVE			64		14		
HATHAWAY LN							
INVERNESS RD							
LOOMES AVE			45		11		
MIDDAUGH AVE				30	48		
NASH ST							
OTTO PL							
PRENTISS CT / WINDSOR CT							
PRENTISS DR	538	2850	246		39	36.4	
PRENTISS DR	458	1360	3066		26	36.4	14
PRIDEHAM							
PRINCE ST					12		
SARATOGA AVE					24		
SHERMAN AVE		360			33		
STAIR ST	45						
STONEWALL AVE				96	18		
WALNUT AVE							
WARREN AVE					13		
WARREN PARKING F & METER	1418	98					
WELLS ST					23		
WHIDDEN AVE							
	2879	5365	3641	126	338	109.2	14

SCHEDULE OF QUANTITIES

2016 RESURFACING (A)
SCHEDULE OF QUANTITIES

STREET	BIKE & SHARED LANE SET (EA)	EROSION BARRIER, SP (LF)
64TH ST		
BANBURY RD		
BATES PL		
BELMONT RD		
BREASTED AVE		
BRIGHTON ST		
ELM ST		
FOREST AVE		
HASTINGS AVE		
HATHAWAY LN		20
INVERNESS RD		
LOOMES AVE		180
MIDDAUGH AVE		
NASH ST		
OTTO PL		65
PRENTISS CT / WINDSOR CT		
PRENTISS DR	19	
PRENTISS DR	3	375
PRIDEHAM		250
PRINCE ST		
SARATOGA AVE		
SHERMAN AVE		
STAIR ST		
STONEWALL AVE		
WALNUT AVE		
WARREN AVE		
WARREN PARKING F & METER		
WELLS ST		125
WHIDDEN AVE		
	22	1015

SCHEDULE OF QUANTITIES

Village of Downers Grove – 2016 Resurfacing (A)

V. BID and CONTRACT FORM (Village)

***THIS BID WHEN ACCEPTED AND SIGNED BY AN AUTHORIZED SIGNATORY OF THE VILLAGE OF DOWNERS GROVE SHALL BECOME A CONTRACT BINDING UPON BOTH PARTIES.

Entire Form Must Be Completed If a Submitted Bid Is To Be Considered For Award

BIDDER:

GENEVA CONSTRUCTION CO.

Company Name

03/23/2016
Date

P.O. BOX 998

Street Address of Company

CASS@GENEVA CONSTRUCTION.NET
E-mail Address

AURORA, IL 60507-0998

City, State, Zip

CASS W. PRICE, VICE PRESIDENT
Contact Name (Print)


630-892-4357

Business Phone

630-774-9122
24-Hour Telephone

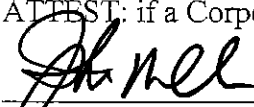
630-892-7738

Business Fax


Signature of Officer, Partner or Sole Proprietor

ATTEST: if a Corporation

CASS W. PRICE, VICE PRESIDENT
Print Name & Title


Signature of Corporation Secretary Treasurer

We hereby agree to furnish the Village of Downers Grove all necessary materials, equipment, labor, etc. to complete the project within the timeframe specified herein and in accordance with the provisions, instructions and specifications for the unit prices shown on the Schedule of Prices.

VILLAGE OF DOWNERS GROVE:

ATTEST:

Authorized Signature

Village Clerk

Title

Date

Date



In compliance with the specifications, the above-signed offers and agrees, if this Bid is accepted within 90 calendar days from the date of opening, to furnish any or all of the services upon which prices are quoted, at the price set opposite each item, delivered at the designated point within the time specified above.

Village of Downers Grove - 2016 Resurfacing (A)

V. BID and CONTRACT FORM (Contractor)

*****THIS BID WHEN ACCEPTED AND SIGNED BY AN AUTHORIZED SIGNATORY OF THE VILLAGE OF DOWNERS GROVE SHALL BECOME A CONTRACT BINDING UPON BOTH PARTIES.**

Entire Form Must Be Completed If a Submitted Bid Is To Be Considered For Award

BIDDER:	
GENEVA CONSTRUCTION CO.	03/23/2016
Company Name	Date
P.O. BOX 998	Cass P Geneva Construction
Street Address of Company	E-mail Address
AURORA, IL 60507-0998	CASS W. PRICE, VICE PRESIDENT
City, State, Zip	Contact Name (Print)
630-892-4357	630-774-9122
Business Phone	24-Hour Telephone
630-892-7738	
Business Fax	Signature of Officer, Partner or Sole Proprietor
ATTEST: if a Corporation	CASS W. PRICE, VICE PRESIDENT
	Print Name & Title
Signature of Corporation Secretary Treasurer	
We hereby agree to furnish the Village of Downers Grove all necessary materials, equipment, labor, etc. to complete the project within the timeframe specified herein and in accordance with the provisions, instructions and specifications for the unit prices shown on the Schedule of Prices.	

VILLAGE OF DOWNERS GROVE:

ATTEST:

Authorized Signature

Village Clerk

Title

Date

Date

In compliance with the specifications, the above-signed offers and agrees, if this Bid is accepted within 90 calendar days from the date of opening, to furnish any or all of the services upon which prices are quoted, at the price set opposite each item, delivered at the designated point within the time specified above.

Village of Downers Grove - 2016 Resurfacing (A)

SCHEDULE OF PRICES:

VILLAGE OF DOWNERS GROVE 2016 RESURFACING (A), BID #ST-004A-16

ITEM NO.	ITEM	QUANTITY	UNIT	UNIT PRICE	TOTAL COST
1	Hot-Mix Asphalt Surface Course, Mix D, N50	5,419	Ton	64.00	346,816.00
2	Leveling Binder (Machine Method), N50	2,640	Ton	64.00	168,960.00
3	Hot-Mix Asphalt Binder Course, IL-19.0, N50	920	Ton	64.00	58,880.00
4	Bituminous Materials (Prime Coat)	8,973	Gal.	0.01	89.73
5	Aggregate (Prime Coat)	125	Ton	0.01	1.25
6	Class D Patches, 2" Special	156	S.Y.	22.50	3510.00
7	Class D Patches, Type IV, 4"	10,027	S.Y.	29.00	290,783.00
8	Class D Patches, 4" Special	440	S.Y.	34.00	14,960.00
9	Class D Patches, Type IV, 6"	2,043	S.Y.	41.50	84,784.50
10	Class D Patches, 6" Special	479	S.Y.	48.00	22,992.00
11	Pavement Removal & HMA Replacement, 8" Special	875	S.Y.	51.00	44,625.00
12	Pavement Removal & PCC Replacement, 8" Special	90	S.Y.	76.00	6840.00
13	Pavement Removal & HMA Replacement, 10" Special	100	S.Y.	78.00	7800.00
14	Porous Granular Embankment, Special	656	C.Y.	55.00	36,080.00
15	Additional Hauling Surcharge, Non-Hazardous Special Waste	4	Load	700.00	2800.00
16	Combination Concrete Curb & Gutter Removal	12,042	L.F.	5.35	64,424.70
17	Combination Concrete Curb & Gutter, Type M-3.12	3,758	L.F.	18.00	67,644.00
18	Combination Concrete Curb & Gutter, Type M-3.12 Reinforced	90	L.F.	21.00	1890.00
19	Combination Concrete Curb & Gutter, Type B-4.12	364	L.F.	22.00	8008.00
20	Combination Concrete Curb & Gutter, Type B-6.0	95	L.F.	18.00	1710.00
21	Combination Concrete Curb & Gutter, Type B-6.12	6,076	L.F.	18.00	109,368.00
22	Combination Concrete Curb & Gutter, Type B-6.12 Reinforced	948	L.F.	22.00	20,856.00

Village of Downers Grove – 2016 Resurfacing (A)

23	Combination Concrete Curb & Gutter, Type B-6.18	655	L.F.	28.00	18,340.00
24	Combination Concrete Curb & Gutter, Type B-6.18 Reinforced	56	L.F.	30.00	1680.00
25	Manhole to be Adjusted	37	EA.	335.00	12,395.00
26	Manhole to be Adjusted, Special	20	EA.	550.00	11,000.00
27	Manhole to be Adjusted W/ New Ty 1 Fr & OL	1	EA.	835.00	835.00
28	Manhole to be Reconstructed	1	EA.	1250.00	1250.00
29	Inlet to be Adjusted	66	EA.	295.00	19,470.00
30	Inlet to be Adjusted W/ New Ty 3 Fr. & Grate, Special	6	EA.	660.00	3960.00
31	Inlet to be Adjusted W/ New Ty 1 Fr. & OL	1	EA.	660.00	660.00
32	Inlet, Type A, 24" W/ New Ty 1 Fr. & OL	1	EA.	2600.00	2600.00
33	Inlet, Type B, 36" W/ Salvaged Fr. & Grate	1	EA.	2250.00	2250.00
34	Pipe Underdrain, 4"	80	L.F.	50.00	4000.00
35	Inlet Filters	78	EA.	150.00	11,700.00
36	Inlet Filters Cleaning	78	EA.	50.00	3900.00
37	Hot-Mix Asphalt Surface Removal, 2.0"	30,154	S.Y.	2.50	75,385.00
38	Hot-Mix Asphalt Surface Removal, 2.25"	4,517	S.Y.	3.00	13,551.00
39	Hot-Mix Asphalt Surface Removal, 3.0"	14,516	S.Y.	3.75	54,435.00
40	Hot-Mix Asphalt Surface Removal, 4.0"	6,440	S.Y.	4.75	30,590.00
41	Hot-Mix Asphalt Surface Removal, Variable Depth, 2" to 4.5"	6,379	S.Y.	4.00	25,516.00
42	Preparation of Aggregate Base	6,440	S.Y.	0.65	4186.00
43	Aggregate Base Repair	226	Ton	29.00	6554.00
44	Aggregate for Temporary Access	22	Ton	12.50	275.00
45	Mixture For Cracks, Joints & Flangeways	63	Ton	440.00	27,720.00
46	Portland Cement Concrete Sidewalk Removal	22,869	S.F.	1.05	24,012.45
47	Portland Cement Concrete Sidewalk, 5"	18,957	S.F.	6.25	118,481.25
48	Portland Cement Concrete Sidewalk, 6"	2,076	S.F.	6.40	13,286.40
49	Portland Cement Concrete Sidewalk, 8"	1,251	S.F.	7.40	9257.40

Village of Downers Grove - 2016 Resurfacing (A)

50	Portland Cement Concrete Sidewalk, 10"	305	S.F.	8.10	2470.50
51	Detectable Warnings	1,000	S.F.	19.00	19000.00
52	Decorative Paver Driveway Removal & Replacement	9	S.Y.	61.67	555.03
53	Decorative Paver Sidewalk Removal & Replacement	1	S.Y.	61.67	61.67
54	Aggregate Shoulders, Type B	202	Ton	37.50	7575.00
55	Parkway Restoration	5,176	S.Y.	10.45	54,089.20
56	Supplemental Watering	7	Unit	20.00	140.00
57	Temporary Ramp, Hot-Mix Asphalt	30	S.Y.	25.00	750.00
58	Tree Root Pruning	1	EA.	500.00	500.00
59	Hot-Mix Asphalt Walkway Removal	96	S.Y.	8.00	768.00
60	Hot-Mix Asphalt Walkway Pavement, 3"	96	S.Y.	28.00	2688.00
61	Hot-Mix Asphalt Driveway Removal	1,877	S.Y.	7.30	13,702.10
62	Hot-Mix Asphalt Driveway Pavement, 3"	1,587	S.Y.	23.00	36501.00
63	Hot-Mix Asphalt Driveway Pavement, 8"	290	S.Y.	52.00	15,080.00
64	Portland Cement Concrete Driveway Removal	315	S.Y.	6.30	1984.50
65	Portland Cement Concrete Driveway Pavement, 6"	144	S.Y.	62.00	8928.00
66	Portland Cement Concrete Driveway Pavement, 8"	97	S.Y.	70.00	6790.00
67	Portland Cement Concrete Driveway Pavement, 10"	44	S.Y.	78.00	3432.00
68	Short Term Pavement Marking, 4"	552	L.F.	0.70	386.40
69	Work Zone Pavement Marking, Removal	62	S.F.	1.00	62.00
70	Thermoplastic Pavement Marking Line, 4" Yellow	2,879	L.F.	0.58	1669.92
71	Thermoplastic Pavement Marking Line, 4" White	5,365	L.F.	0.58	3111.70
72	Thermoplastic Pavement Marking Line, 6" White	3,641	L.F.	1.20	4369.20
73	Thermoplastic Pavement Marking Line, 12" White	126	L.F.	1.80	226.80
74	Thermoplastic Pavement Marking Line, 24" White	338	L.F.	3.25	1098.50
75	Thermoplastic Pavement Marking, Letters & Symbols	109.2	S.F.	3.25	354.90

Village of Downers Grove – 2016 Resurfacing (A)

76	Preformed Thermoplastic Pavement Marking - Bike & Arrow Set	14	EA.	285.00	3990.00
77	Preformed Thermoplastic Pavement Marking - Bike / Shared Lane Symbol Set	22	EA.	260.00	5720.00
78	Erosion Barrier, Special	1,015	L.F.	2.00	2030.00
79	Erosion, Sedimentation & Dust Control	1	L.S.	7500.00	7500.00
80	Construction Staking	1	L.S.	2000.00	2000.00
81	Traffic Control, Maintenance of Traffic, Detours	1	L.S.	50,000.00	50,000.00

TOTAL BID--> 2118,646.00

Village of Downers Grove – 2016 Resurfacing (A)

BIDDER'S CERTIFICATION (page 1 of 3)

With regard to 2016 Resurfacing (A), Bidder GENEVA CONSTRUCTION CO.
(Name of Project) (Name of Bidder)

hereby certifies the following:

1. Bidder is not barred from bidding this Contract as a result of violations of Section 720 ILCS 5/33E-3 (Bid Rigging) or 720 ILCS 5/33E-4 (Bid-Rotating);
2. Bidder certifies that it has a written sexual harassment policy in place and full compliance with 775 ILCS 5/2-105(A)(4);
3. Bidder certifies that not less than the prevailing rate of wages as determined by the Village of Downers Grove, DuPage County or the Illinois Department of Labor shall be paid to all laborers, workers and mechanics performing work for the Village of Downers Grove. All bonds shall include a provision as will guarantee the faithful performance of such prevailing wage clause. Bidder agrees to comply with the Illinois Prevailing Wage Act, 820 ILCS 130/1 *et seq.*, for all work completed. Bidder agrees to pay the prevailing wage and require that all of its subcontractors pay prevailing wage to any laborers, workers or mechanics who perform work pursuant to this Contract or related subcontract. Bidder and each subcontractor shall keep or cause to be kept an accurate record of names, occupations and actual wages paid to each laborer, workman and mechanic employed by the Bidder in connection with the contract. This record shall be sent to the Village on a monthly basis along with the invoice and shall be open to inspection at all reasonable hours by any representative of the Village or the Illinois Department of Labor and must be preserved for five (5) years following completion of the contract. Bidder certifies that Bidder and any subcontractors working on the project are aware that filing false payroll records is a Class A misdemeanor and that the monetary penalties for violations are to be paid pursuant to law by the Bidder, contractor and subcontractor. The Village shall not be liable for any underpayments. If applicable: Since this is a contract for a fixed public works project, as defined in 820 ILCS 130/2, Contractor agrees to post at the job site in an easily accessible place, the prevailing wages for each craft or type of worker or mechanic needed to execute the contract or work to be performed;
4. Bidder certifies that it is in full compliance with the Federal Highway Administrative Rules on Controlled Substances and Alcohol Use and Testing, 49 C.F.R. Parts 40 and 382 and that all employee drivers are currently participating in a drug and alcohol testing program pursuant to the Rules;
5. Bidder further certifies that it is not delinquent in the payment of any tax administered by the Department of Revenue, or that Bidder is contesting its liability for the tax delinquency or the amount of a tax delinquency in accordance with the procedures established by the appropriate Revenue Act. Bidder further certifies that if it owes any tax payment(s) to the Department of Revenue, Bidder has entered into an agreement with the Department of Revenue for the payment of all such taxes that are due, and Bidder is in compliance with the agreement.

Village of Downers Grove - 2016 Resurfacing (A)

BIDDER'S CERTIFICATION (page 2 of 3)

BY: CASS W. PRICE, VICE PRESIDENT
Bidder's Authorized Agent

36-1126960

FEDERAL TAXPAYER IDENTIFICATION NUMBER

or _____
Social Security Number

Subscribed and sworn to before me
this 22nd day of March, 2016.

Anne M Thacker
Notary Public



(Fill Out Applicable Paragraph Below)

(a) Corporation

The Bidder is a corporation organized and existing under the laws of the State of Illinois, which operates under the Legal name of GENEVA CONSTRUCTION CO., and the full names of its Officers are as follows:

President: John P. Bryan

Secretary: Michael P. Bryan

Treasurer: John Miller

and it does have a corporate seal. (In the event that this bid is executed by other than the President, attach hereto a certified copy of that section of Corporate By-Laws or other authorization by the Corporation which permits the person to execute the offer for the corporation.)

(b) Partnership

Signatures and Addresses of All Members of Partnership:

Village of Downers Grove - 2016 Resurfacing (A)

BIDDER'S CERTIFICATION (page 3 of 3)

The partnership does business under the legal name of: _____
which name is registered with the office of _____ in the state of _____

(c) Sole Proprietor

The Bidder is a Sole Proprietor whose full name is: _____
and if operating under a trade name, said trade name is: _____
which name is registered with the office of _____ in the state of _____

6. Are you willing to comply with the Village's insurance requirements within 13 days of the award of the contract? YES

INSURER'S NAME: Travelers

AGENT: Hub International

Street Address: 1005 Laraway Rd

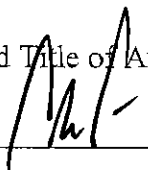
City, State, Zip Code: New Lenox, IL 60451

Telephone Number: 815-485-4100

I/We hereby affirm that the above certifications are true and accurate and that I/we have read and understand them.

Print Name of Company: GENEVA CONSTRUCTION CO.

Print Name and Title of Authorizing Signature: CASS W. PRICE, VICE PRESIDENT

Signature: 

Date: 03 | 23 | 2016

Village of Downers Grove - 2016 Resurfacing (A)

MUNICIPAL REFERENCE LIST

Municipality: Warrrenv. Ilc
 Address: 35 528 Manning Ave Warrrenv. Ilc IL 60555
 Contact Name: Phil Kuchler Phone #: 630-393-9050
 Name of Project: 2015 MFT
 Contract Value: \$ 1,947,799.63 Date of Completion: 10/2015

Municipality: City of Geneva
 Address: 1800 South St Geneva IL 60134
 Contact Name: Elton Orozco Phone #: 630-282-1501
 Name of Project: 2015 MFT
 Contract Value: \$ 2,222,138.55 Date of Completion: 09/2015

Municipality: City of Aurora
 Address: 44 E Downer Pl Aurora IL 60507
 Contact Name: Chris List Phone #: 630-256-3200
 Name of Project: 2015 MFT
 Contract Value: \$ 2,578,642.62 Date of Completion: 09/2015

Municipality: North Aurora
 Address: 25 East State St North Aurora IL 60542
 Contact Name: Mike Gluck Phone #: 630-897-8249
 Name of Project: 2015 Streets Improvements
 Contract Value: \$ 1,160,490.72 Date of Completion: 10/2016

Municipality: Kane County
 Address: 41 W on Burlington Rd St Charles
 Contact Name: Dave Boesch Phone #: 630-845-7875
 Name of Project: 2015 Resurfacing
 Contract Value: \$ 4,122,722.61 Date of Completion: 08/2016

Village of Downers Grove - 2016 Resurfacing (A)

SUBCONTRACTORS LIST

The Bidder hereby states the following items of work will not be performed by its organization. (List items to be subcontracted as well as the names, addresses and phone numbers of the subcontractors.)

1) JE LAND WORKS Type of Work LANDSCAPE

Addr: PO Box 4245 Aurora IL City Aurora State IL Zip 60507

2) MARK II Type of Work STRIPING

Addr: 643 Parkwood City Romeoville State IL Zip 60446

3) NATISCO Type of Work TRAFFIC CONTROL

Addr: 808 Forestwood ~~8800 Forestwood~~ City Romeoville State IL Zip 60446

4) _____ Type of Work _____

Addr: _____ City _____ State _____ Zip _____

5) _____ Type of Work _____

Addr: _____ City _____ State _____ Zip _____

6) _____ Type of Work _____

Addr: _____ City _____ State _____ Zip _____

7) _____ Type of Work _____

Addr: _____ City _____ State _____ Zip _____

8) _____ Type of Work _____

Addr: _____ City _____ State _____ Zip _____

Village of Downers Grove - 2016 Resurfacing (A)



VENDOR W-9 REQUEST FORM

The law requires that we maintain accurate taxpayer identification numbers for all individuals and partnerships to whom we make payments, because we are required to report to the I.R.S all payments of \$600 or more annually. We also follow the I.R.S. recommendation that this information be maintained for all payees including corporations.

Please complete the following substitute W-9 letter to assist us in meeting our I.R.S. reporting requirements. The information below will be used to determine whether we are required to send you a Form 1099. Please respond as soon as possible, as failure to do so will delay our payments.

BUSINESS (PLEASE PRINT OR TYPE):

NAME: GENEVA CONSTRUCTION CO.

ADDRESS: P.O. BOX 998

CITY: AURORA, IL 60507-0998

STATE: _____

ZIP: _____

PHONE: 630-892-4357 FAX: 630-892-7738

TAX ID #(TIN): 36-1126960

(If you are supplying a social security number, please give your full name)

REMIT TO ADDRESS (IF DIFFERENT FROM ABOVE):

NAME: _____

ADDRESS: _____

CITY: _____

STATE: _____ ZIP: _____

TYPE OF ENTITY (CIRCLE ONE):

- Individual
- Sole Proprietor
- Partnership
- Medical Corporation
- Charitable/Nonprofit
- Limited Liability Company -Individual/Sole Proprietor
- Limited Liability Company-Partnership
- Limited Liability Company-Corporation
- Government Agency

SIGNATURE: [Handwritten Signature]

DATE: 03/22/2016

Village of Downers Grove – 2016 Resurfacing (A)

Apprenticeship and Training Certification

(Does not apply to federal aid projects. Applicable only to maintenance and construction projects that use Motor Fuel Tax funds or state grant monies.)

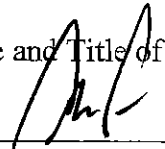
Name of Bidder: GENEVA CONSTRUCTION CO.

In accordance with the provisions of Section 30-22 (6) of the Illinois Procurement Code, the Bidder certifies that it is a participant, either as an individual or as part of a group program, in the approved apprenticeship and training programs applicable to each type of work or craft that the bidder will perform with its own forces. The Bidder further certifies for work that will be performed by subcontract that each of its subcontractors submitted for approval either (a) is, at the time of such bid, participating in an approved, applicable apprenticeship and training program; or (b) will, prior to commencement of performance of work pursuant to this Contract, begin participation in an approved apprenticeship and training program applicable to the work of the subcontract. The Illinois Department of Labor, at any time before or after award, may require the production of a copy of each applicable Certificate of Registration issued by the United States Department of Labor evidencing such participation by the contractor and any or all of its subcontractors. Applicable apprenticeship and training programs are those that have been approved and registered with the United States Department of Labor. The Bidder shall list in the space below, the official name of the program sponsor holding the Certificate of Registration for all of the types of work or crafts in which the Bidder is a participant and that will be performed with the Bidder's forces. Types of work or craft work that will be subcontracted shall be included and listed as subcontract work. The list shall also indicate any type of work or craft job category that does not have an applicable apprenticeship or training program. **The Bidder is responsible for making a complete report and shall make certain that each type of work or craft job category that will be utilized on the project is accounted for and listed. Return this with the Bid.**

SEE ATTACHED

The requirements of this certification and disclosure are a material part of the Contract, and the Contractor shall require this certification provision to be included in all approved subcontracts. In order to fulfill this requirement, it shall not be necessary that an applicable program sponsor be currently taking or that it will take applications for apprenticeship, training or employment during the performance of the work of this Contract.

Print Name and Title of Authorizing Signature: CASS W. PRICE, VICE PRESIDENT

Signature: 

Date: 03/23/2016

BUY AMERICA CERTIFICATION

Certification requirement for procurement of steel, iron, or manufactured products when Federal funds (Grant Agreement or Cooperative Agreement) are used.

Instructions:

Bidder to complete the Buy America Certification listed below. Bidder shall certify EITHER COMPLIANCE OR NON-COMPLIANCE (not both). This Certification MUST BE submitted with the Bidder's bid response. Special Note: Make sure you have signed only one of the above statements – either Compliance OR Non-Compliance (not both).

Certificate of Compliance

The bidder or offeror hereby certifies that it **will meet** the requirements of 49 U.S.C. 5323(j)(1), as amended, and the applicable regulations in 49 CFR Part 661.

Signature 

Company Name GENEVA CONSTRUCTION CO.

Title CASS W. PRICE, VICE PRESIDENT

Date 03/23/2016

Certificate of Non-Compliance

The bidder or offeror hereby certifies that it **cannot comply** with the requirements of 49 U.S.C. 5323(j)(1), as amended, and 49 C.F.R. 661, but it may qualify for an exception pursuant to 49 U.S.C. 5323(j)(2)(A), 5323(j)(2)(B), or 5323(j)(2)(D), and 49 C.F.R. 661.7.

Signature _____

Company Name _____

Title _____

Date _____

AFTER THIS CERTIFICATE HAS BEEN EXECUTED, A BIDDER MAY NOT SEEK A WAIVER.

Note: The U.S./Canadian Free Trade Agreement does not supersede the Buy America requirement.

Village of Downers Grove – 2016 Resurfacing (A)

Suspension or Debarment Certificate
--

Non-Federal entities are prohibited from contracting with or making sub-awards under covered transactions to parties that are suspended or debarred or whose principals are suspended or debarred. Covered transactions include procurement for goods or services equal to or in excess of \$100,000.00. Contractors receiving individual awards for \$100,000.00 or more and all sub-recipients must certify that the organization and its principals are not suspended or debarred.

By submitting this offer and signing this certificate, the Bidder certifies to the best of its knowledge and belief, that the company and its principals:

1. Are not presently debarred, suspended, proposed for debarment, declared ineligible or voluntarily excluded from covered transactions by any federal, state or local governmental entity, department or agency;
2. Have not within a three-year period preceding this Bid been convicted of or had a civil judgment rendered against them for commission of fraud or a criminal offense in connection with obtaining, attempting to obtain, or performing a public (Federal, State or local) transaction or contract under a public transaction, or convicted of or had a civil judgment against them for a violation of Federal or state antitrust statutes or commission of embezzlement, theft, forgery, bribery, falsification or destruction of records, making false statements, or receiving stolen property;
3. Are not presently indicted for or otherwise criminally or civilly charged by a governmental entity (Federal, State, or local) with commission of any of the offenses enumerated in paragraph (2) of this certification; and
4. Have not within a three-year period preceding this application/proposal/contract had one or more public transactions (Federal, State or local) terminated for cause or default.

If the Bidder is unable to certify to any of the statements in this certification, Bidder shall attach an explanation to this certification.

Company Name: GENEVA CONSTRUCTION CO.

Address: P.O. BOX 998

City: AURORA, IL 60507-0998 Zip Code: _____

Telephone: (630) 892-4357 Fax Number: (630) 892-7738

E-mail Address: Cass@genevaconstruction.com

Authorized Company Signature: 

Print Signature Name: _____ Title of Official: CASS W. PRICE, VICE PRESIDENT

Date: 03/23/2016

Village of Downers Grove – 2016 Resurfacing (A)

CAMPAIGN DISCLOSURE CERTIFICATE

Any contractor, proposer, bidder or vendor who responds by submitting a bid or proposal to the Village of Downers Grove shall be required to submit with its bid submission, an executed Campaign Disclosure Certificate.


The Campaign Disclosure Certificate is required pursuant to the Village of Downers Grove Council Policy on Ethical Standards and is applicable to those campaign contributions made to any member of the Village Council.

Said Campaign Disclosure Certificate requires any individual or entity bidding to disclose campaign contributions, as defined in Section 9-1.4 of the Election Code (10 ILCS 5/9-1.4), made to current members of the Village Council within the five (5) year period preceding the date of the bid or proposal release.

By signing the bid documents, contractor/proposer/bidder/vendor agrees to refrain from making any campaign contributions as defined in Section 9-1.4 of the Election Code (10 ILCS 5/9-1.4) to any Village Council member and any challengers seeking to serve as a member of the Downers Grove Village Council.

Under penalty of perjury, I declare:

Bidder/vendor has not contributed to any elected Village position within the last five (5) years.



Signature

CASS W. PRICE, VICE PRESIDENT

Print Name

Bidder/vendor has contributed a campaign contribution to a current member of the Village Council within the last five (5) years.

Print the following information:

Name of Contributor: _____
(company or individual)

FILE X08 0/3

3890 TORRE # AHOUA

To whom contribution was made: _____

Year contribution made: _____ Amount: \$ _____

Signature

Print Name



Fidelity and Deposit Company of Maryland

Home Office: P.O. Box 1227, Baltimore, MD 21203-1227

Bond No.

BID BOND

KNOW ALL MEN BY THESE PRESENTS:

That we, **Geneva Construction Company, P.O. Box 998, Aurora, IL 60507**, as Principal, (hereinafter called the "Principal"), and the FIDELITY AND DEPOSIT COMPANY OF MARYLAND, of Baltimore, Maryland, a corporation duly organized under the laws of the State of Maryland, as Surety, (hereinafter called the "Surety"), are held and firmly bound unto **Village of Downers Grove**, as Obligee, (hereinafter called the "Obligee"), in the sum of **Ten Percent of the amount of the bid (10%)** for the payment of which sum well and truly to be made, the said Principal and the said Surety, bind ourselves, our heirs, executors, administrators, successors and assigns, jointly and severally, firmly by these presents.

WHEREAS, the Principal has submitted a bid for: **2016 Resurfacing**

NOW, THEREFORE, if the Obligee shall accept the bid of the Principal and the Principal shall enter into a contract with the Obligee in accordance with the terms of such bid and give such bond or bonds as may be specified in the bidding or contract documents with good and sufficient surety for the faithful performance of such contract and for the prompt payment of labor and material furnished in the prosecution thereof, or in the event of the failure of the principal to enter into such contract and give such bond or bonds, if the Principal shall pay to the Obligee the difference not to exceed the penalty hereof between the amount specified in said bid and such larger amount for which the Obligee may in good faith contract with another party to perform the work covered by said bid, then this obligation shall be null and void, otherwise to remain in full force and effect.

Signed and sealed this 23rd day of **March A.D., 2016**.



Witness

Geneva Construction Co. (SEAL)



Principal

By

Cass Price, Vice President


FIDELITY AND DEPOSIT COMPANY OF MARYLAND



Surety

By

Brian V. Konen, Attorney in Fact (SEAL)



Witness

C325-150M,

Approved by The American Institute of Architects,
A.I.A. Document No. A-310 February 1970 Edition.

State Of Illinois

County Of Kendall

I, Elizabeth A. Simpson a Notary Public in and for the County, in the State aforesaid, do hereby certify that Brian V. Konen Attorney-in-Fact of the Fidelity and Deposit Company of Maryland and Zurich American Insurance Company, who is personally known to me, appeared before me this day and acknowledged that he signed, sealed and delivered the foregoing instrument as his free and voluntary act as Attorney-in-Fact of the Fidelity and Deposit Company of Maryland, and as the free and voluntary act of the Fidelity and Deposit Company of Maryland, for uses and purposes therein set forth.

Given under my hand and notarial seal this 23 day of March, 2016.

Elizabeth A. Simpson



**ZURICH AMERICAN INSURANCE COMPANY
 COLONIAL AMERICAN CASUALTY AND SURETY COMPANY
 FIDELITY AND DEPOSIT COMPANY OF MARYLAND
 POWER OF ATTORNEY**

KNOW ALL MEN BY THESE PRESENTS: That the ZURICH AMERICAN INSURANCE COMPANY, a corporation of the State of New York, the COLONIAL AMERICAN CASUALTY AND SURETY COMPANY, a corporation of the State of Maryland, and the FIDELITY AND DEPOSIT COMPANY OF MARYLAND a corporation of the State of Maryland (herein collectively called the "Companies"), by **THOMAS O. MCCLELLAN, Vice President**, in pursuance of authority granted by Article V, Section 8, of the By-Laws of said Companies, which are set forth on the reverse side hereof and are hereby certified to be in full force and effect on the date hereof, do hereby nominate, constitute, and appoint **Brian V. KONEN, Jerry S. KNUDTSON and Terry P. KARTHEISER, all of Aurora, Illinois, EACH** its true and lawful agent and Attorney-in-Fact, to make, execute, seal and deliver, for, and on its behalf as surety, and as its act and deed: **any and all bonds and undertakings**, and the execution of such bonds or undertakings in pursuance of these presents, shall be as binding upon said Companies, as fully and amply, to all intents and purposes, as if they had been duly executed and acknowledged by the regularly elected officers of the ZURICH AMERICAN INSURANCE COMPANY at its office in New York, New York., the regularly elected officers of the COLONIAL AMERICAN CASUALTY AND SURETY COMPANY at its office in Owings Mills, Maryland., and the regularly elected officers of the FIDELITY AND DEPOSIT COMPANY OF MARYLAND at its office in Owings Mills, Maryland., in their own proper persons.

The said Vice President does hereby certify that the extract set forth on the reverse side hereof is a true copy of Article V, Section 8, of the By-Laws of said Companies, and is now in force.

IN WITNESS WHEREOF, the said Vice-President has hereunto subscribed his/her names and affixed the Corporate Seals of the said **ZURICH AMERICAN INSURANCE COMPANY, COLONIAL AMERICAN CASUALTY AND SURETY COMPANY, and FIDELITY AND DEPOSIT COMPANY OF MARYLAND**, this 19th day of April, A.D. 2013.

ATTEST:

**ZURICH AMERICAN INSURANCE COMPANY
 COLONIAL AMERICAN CASUALTY AND SURETY COMPANY
 FIDELITY AND DEPOSIT COMPANY OF MARYLAND**



Gregory E. Murray

By: _____
*Assistant Secretary
 Gregory E. Murray*

Thomas O. McClellan

*Vice President
 Thomas O. McClellan*

State of Maryland
 City of Baltimore

On this 19th day of April, A.D. 2013, before the subscriber, a Notary Public of the State of Maryland, duly commissioned and qualified, **THOMAS O. MCCLELLAN, Vice President, and GREGORY E. MURRAY, Assistant Secretary**, of the Companies, to me personally known to be the individuals and officers described in and who executed the preceding instrument, and acknowledged the execution of same, and being by me duly sworn, deposed and saith, that he/she is the said officer of the Company aforesaid, and that the seals affixed to the preceding instrument are the Corporate Seals of said Companies, and that the said Corporate Seals and the signature as such officer were duly affixed and subscribed to the said instrument by the authority and direction of the said Corporations.

IN TESTIMONY WHEREOF, I have hereunto set my hand and affixed my Official Seal the day and year first above written.

Maria D. Adamski

 Maria D. Adamski, Notary Public
 My Commission Expires: July 8, 2015



EXTRACT FROM BY-LAWS OF THE COMPANIES

"Article V, Section 8, Attorneys-in-Fact. The Chief Executive Officer, the President, or any Executive Vice President or Vice President may, by written instrument under the attested corporate seal, appoint attorneys-in-fact with authority to execute bonds, policies, recognizances, stipulations, undertakings, or other like instruments on behalf of the Company, and may authorize any officer or any such attorney-in-fact to affix the corporate seal thereto; and may with or without cause modify or revoke any such appointment or authority at any time."

CERTIFICATE

I, the undersigned, Vice President of the ZURICH AMERICAN INSURANCE COMPANY, the COLONIAL AMERICAN CASUALTY AND SURETY COMPANY, and the FIDELITY AND DEPOSIT COMPANY OF MARYLAND, do hereby certify that the foregoing Power of Attorney is still in full force and effect on the date of this certificate; and I do further certify that Article V, Section 8, of the By-Laws of the Companies is still in force.

This Power of Attorney and Certificate may be signed by facsimile under and by authority of the following resolution of the Board of Directors of the ZURICH AMERICAN INSURANCE COMPANY at a meeting duly called and held on the 15th day of December 1998.

RESOLVED: "That the signature of the President or a Vice President and the attesting signature of a Secretary or an Assistant Secretary and the Seal of the Company may be affixed by facsimile on any Power of Attorney...Any such Power or any certificate thereof bearing such facsimile signature and seal shall be valid and binding on the Company."

This Power of Attorney and Certificate may be signed by facsimile under and by authority of the following resolution of the Board of Directors of the COLONIAL AMERICAN CASUALTY AND SURETY COMPANY at a meeting duly called and held on the 5th day of May, 1994, and the following resolution of the Board of Directors of the FIDELITY AND DEPOSIT COMPANY OF MARYLAND at a meeting duly called and held on the 10th day of May, 1990.

RESOLVED: "That the facsimile or mechanically reproduced seal of the company and facsimile or mechanically reproduced signature of any Vice-President, Secretary, or Assistant Secretary of the Company, whether made heretofore or hereafter, wherever appearing upon a certified copy of any power of attorney issued by the Company, shall be valid and binding upon the Company with the same force and effect as though manually affixed.

IN TESTIMONY WHEREOF, I have hereunto subscribed my name and affixed the corporate seals of the said Companies, this 23 day of March, 2016



Geoffrey Delisio

Geoffrey Delisio, Vice President



THIS IMPORTANT DISCLOSURE NOTICE IS PART OF YOUR BOND

We are making the following informational disclosures in compliance with The Terrorism Risk Insurance Act of 2002. No action is required on your part.

Disclosure of Terrorism Premium

The premium charge for risk of loss resulting from acts of terrorism (as defined in the Act) under this bond is \$ waived. This amount is reflected in the total premium for this bond.

Disclosure of Availability of Coverage for Terrorism Losses

As required by the Terrorism Risk Insurance Act of 2002, we have made available to you coverage for losses resulting from acts of terrorism (as defined in the Act) with terms, amounts, and limitations that do not differ materially as those for losses arising from events other than acts of terrorism.

Disclosure of Federal Share of Insurance Company's Terrorism Losses

The Terrorism Risk Insurance Act of 2002 establishes a mechanism by which the United States government will share in insurance company losses resulting from acts of terrorism (as defined in the Act) after an insurance company has paid losses in excess of an annual aggregate deductible. For 2002, the insurance company deductible is 1% of direct earned premium in the prior year; for 2003, 7% of direct earned premium in the prior year; for 2004, 10% of direct earned premium in the prior year; and for 2005, 15% of direct earned premium in the prior year. The federal share of an insurance company's losses above its deductible is 90%. In the event the United States government participates in losses, the United States government may direct insurance companies to collect a terrorism surcharge from policyholders. The Act does not currently provide for insurance industry or United States government participation in terrorism losses that exceed \$100 billion in any one calendar year.

Definition of Act of Terrorism

The Terrorism Risk Insurance Act defines "act of terrorism" as any act that is certified by the Secretary of the Treasury, in concurrence with the Secretary of State and the Attorney General of the United States:

1. to be an act of terrorism;
2. to be a violent act or an act that is dangerous to human life, property or infrastructure;
3. to have resulted in damage within the United States, or outside of the United States in the case of an air carrier (as defined in section 40102 of title 49, United States Code) or a United States flag vessel (or a vessel based principally in the United States, on which United States income tax is paid and whose insurance coverage is subject to regulation in the United States), or the premises of a United States mission; and
4. to have been committed by an individual or individuals acting on behalf of any foreign person or foreign interest as part of an effort to coerce the civilian population of the United States or to influence the policy or affect the conduct of the United States Government by coercion.

But, no act shall be certified by the Secretary as an act of terrorism if the act is committed as part of the course of a war declared by Congress (except for workers' compensation) or property and casualty insurance losses resulting from the act, in the aggregate, do not exceed \$5,000,000.

These disclosures are informational only and do not modify your bond or affect your rights under the bond.



Illinois Department of Transportation

Bureau of Construction
2300 South Dirksen Parkway/Room 322
Springfield, Illinois 62764

Affidavit of Availability

For the 3/23/2016
(Letting date)

Instructions: Complete this form by either typing or using black ink. "Authorization to Bid" will not be issued unless both sides of this form are completed in detail. Use additional forms as needed to list all work.

Part I. Work Under Contract

List below all work you have under contract as either a prime contractor or a subcontractor. It is required to include all pending low bids not yet awarded or rejected. In a joint venture, list only that portion of the work which is the responsibility of your company. The uncompleted dollar value is to be based upon the most recent engineer's or owners estimate, and must include work subcontracted to others. If no work is contracted, show **NONE**.

	1	2	3	4	Awards Pending	
Contract Number			61B45			
Contract With	CITY OF BATAVIA	PRIVATE	IDOT	AURORA		
Estimated Completion Date	06/16	11/16	06/16	06/16		
Total Contract Price	231,100.00	185,900.00	959,500.00	2,200,600.00		Accumulated Totals
Uncompleted Dollar Value if Firm is the Prime Contractor	47,200.00	185,900.00	163,700.00	195,395.00	0.00	592,195.00
Uncompleted Dollar Value if Firm is the Subcontractor						0.00
Total Value of All Work						592,195.00

Part II. Awards Pending and Uncompleted Work to be done with your

List below the uncompleted dollar value of work for each contract and awards pending to be completed with your own forces. All work subcontracted to others will be listed on the reverse of this form. In a joint venture, list only that portion of the work to be done by your company. If no work is contracted, show **NONE**.

						Accumulated Totals
Earthwork				31,100.00		31,100.00
Portland Cement Concrete Paving						0.00
HMA Plant Mix		41,600.00	8,400.00			50,000.00
HMA Paving						0.00
Clean & Seal Cracks/Joints						0.00
Aggregate Bases & Surfaces			5,200.00			5,200.00
Highway,R.R. and Waterway Structures						0.00
Drainage						0.00
Electrical						0.00
Cover and Seal Coats						0.00
Concrete Construction	47,200.00		8,800.00	52,960.00		108,960.00
Landscaping						0.00
Fencing						0.00
Guardrail						0.00
Painting						0.00
Signing						0.00
Cold Milling, Planning & Rotomilling		144,300.00	2,000.00			146,300.00
Demolition						0.00
Pavement Markings (Paint)						0.00
Other Construction (List)						0.00
						0.00
						0.00
Totals	47,200.00	185,900.00	24,400.00	84,060.00	0.00	341,560.00

Disclosure of this information is **REQUIRED** to accomplish the statutory purpose as outlined in the "Illinois Procurement Code". Failure to comply will result in non-issuance of an "Authorization To Bid." This form has been approved by the State Forms Management Center.



Illinois Department of Transportation

Bureau of Construction
2300 South Dirksen Parkway/Room 322
Springfield, Illinois 62764

Affidavit of Availability

For the 3/23/2016

(Letting date)

Instructions: Complete this form by either typing or using black ink. "Authorization to Bid" will not be issued unless both sides of this form are completed in detail. Use additional forms as needed to list all work.

Part I. Work Under Contract

List below all work you have under contract as either a prime contractor or a subcontractor. It is required to include all pending low bids not yet awarded or rejected. In a joint venture, list only that portion of the work which is the responsibility of your company. The uncompleted dollar value is to be based upon the most recent engineer's or owners estimate, and must include work subcontracted to others. If no work is contracted, show **NONE**.

	5	6	7	8	Awards Pending	
Contract Number		60R06	60X70			
Contract With	PRIVATE	IDOT	IDOT	PRIVATE		
Estimated Completion Date	11/16	11/16	07/16	06/17		
Total Contract Price	656,500.00	557,400.00	8,513,000.00	429,400.00		Accumulated Totals
Uncompleted Dollar Value if Firm is the Prime Contractor			3,483,800.00	429,400.00	0.00	4,505,395.00
Uncompleted Dollar Value if Firm is the Subcontractor	268,400.00	199,700.00				468,100.00
Total Value of All Work						4,973,495.00

Part II. Awards Pending and Uncompleted Work to be done with your own forces.

List below the uncompleted dollar value of work for each contract and awards pending to be completed with your own forces. All work subcontracted to others will be listed on the reverse of this form. In a joint venture, list only that portion of the work to be done by your company. If no work is contracted, show **NONE**.

						Accumulated Totals
Earthwork						31,100.00
Portland Cement Concrete Paving						0.00
HMA Plant Mix	174,000.00	137,900.00	1,203,600.00	263,500.00		1,829,000.00
HMA Paving						0.00
Clean & Seal Cracks/Joints			5,500.00	800.00		6,300.00
Aggregate Bases & Surfaces	52,200.00	46,000.00	186,800.00	149,300.00		439,500.00
Highway,R.R. and Waterway Structures						0.00
Drainage						0.00
Electrical						0.00
Cover and Seal Coats	5,100.00	15,800.00	2,400.00	14,000.00		37,300.00
Concrete Construction	37,100.00		61,500.00	200.00		207,760.00
Landscaping						0.00
Fencing						0.00
Guardrail						0.00
Painting						0.00
Signing						0.00
Cold Milling, Planning & Rotomilling			190,600.00	1,600.00		338,500.00
Demolition						0.00
Pavement Markings (Paint)						0.00
Other Construction (List)						0.00
						0.00
						0.00
Totals	268,400.00	199,700.00	1,650,400.00	429,400.00	0.00	2,889,460.00

Disclosure of this information is **REQUIRED** to accomplish the statutory purpose as outlined in the "Illinois Procurement Code". Failure to comply will result in non-issuance of an "Authorization To Bid." This form has been approved by the State Forms Management Center.



Illinois Department of Transportation

Bureau of Construction
2300 South Dirksen Parkway/Room 322
Springfield, Illinois 62764

Affidavit of Availability

For the 3/23/2016

(Letting date)

Instructions: Complete this form by either typing or using black ink. "Authorization to Bid" will not be issued unless both sides of this form are completed in detail. Use additional forms as needed to list all work.

Part I. Work Under Contract

List below all work you have under contract as either a prime contractor or a subcontractor. It is required to include all pending low bids not yet awarded or rejected. In a joint venture, list only that portion of the work which is the responsibility of your company. The uncompleted dollar value is to be based upon the most recent engineer's or owners estimate, and must include work subcontracted to others. If no work is contracted, show **NONE**.

	9	10	11	12	Awards Pending	
Contract Number						
Contract With	PRIVATE	PRIVATE	PRIVATE	PRIVATE		
Estimated Completion Date	06/17	06/16	06/16	06/16		
Total Contract Price	890,800.00	165,100.00	497,900.00	78,000.00		Accumulated Totals
Uncompleted Dollar Value if Firm is the Prime Contractor	890,800.00	165,100.00	497,900.00	78,000.00	0.00	6,137,195.00
Uncompleted Dollar Value if Firm is the Subcontractor						468,100.00
Total Value of All Work						6,605,295.00

Part II. Awards Pending and Uncompleted Work to be done with your

Uncompleted Work to be done with your

List below the uncompleted dollar value of work for each contract and awards pending to be completed with your own forces. All work subcontracted to others will be listed on the reverse of this form. In a joint venture, list only that portion of the work to be done by your company. If no work is contracted, show **NONE**.

					Accumulated Totals	
Earthwork	47,500.00		25,400.00		104,000.00	
Portland Cement Concrete Paving					0.00	
HMA Plant Mix	453,900.00	87,400.00	200,000.00	41,800.00	2,612,100.00	
HMA Paving					0.00	
Clean & Seal Cracks/Joints			1,600.00	1,400.00	9,300.00	
Aggregate Bases & Surfaces	342,500.00	23,500.00	51,100.00		856,600.00	
Highway,R.R. and Waterway Structures					0.00	
Drainage					0.00	
Electrical					0.00	
Cover and Seal Coats	26,000.00	4,900.00	11,100.00		79,300.00	
Concrete Construction	11,200.00	49,300.00	205,300.00		473,560.00	
Landscaping					0.00	
Fencing					0.00	
Guardrail					0.00	
Painting					0.00	
Signing					0.00	
Cold Milling, Planning & Rotomilling	9,700.00		3,400.00	34,800.00	386,400.00	
Demolition					0.00	
Pavement Markings (Paint)					0.00	
Other Construction (List)					0.00	
					0.00	
					0.00	
Totals	890,800.00	165,100.00	497,900.00	78,000.00	0.00	4,521,260.00

Disclosure of this information is **REQUIRED** to accomplish the statutory purpose as outlined in the "Illinois Procurement Code". Failure to comply will result in non-issuance of an "Authorization To Bid." This form has been approved by the State Forms Management Center.



Illinois Department of Transportation

Bureau of Construction
2300 South Dirksen Parkway/Room 322
Springfield, Illinois 62764

Affidavit of Availability

For the 3/23/2016

(Letting date)

Instructions: Complete this form by either typing or using black ink. "Authorization to Bid" will not be issued unless both sides of this form are completed in detail. Use additional forms as needed to list all work.

Part I. Work Under Contract

List below all work you have under contract as either a prime contractor or a subcontractor. It is required to include all pending low bids not yet awarded or rejected. In a joint venture, list only that portion of the work which is the responsibility of your company. The uncompleted dollar value is to be based upon the most recent engineer's or owners estimate, and must include work subcontracted to others. If no work is contracted, show **NONE**.

	13	14	15	16	Awards Pending	Accumulated Totals
Contract Number		60M81				
Contract With	PRIVATE	IDOT	PRIVATE	PRIVATE		
Estimated Completion Date	09/16	11/16	11/16	11/16		
Total Contract Price	86,000.00	432,500.00	119,300.00	245,700.00		
Uncompleted Dollar Value if Firm is the Prime Contractor			119,300.00	245,700.00	0.00	6,502,195.00
Uncompleted Dollar Value if Firm is the Subcontractor	86,000.00	432,500.00				986,600.00
Total Value of All Work						7,488,795.00

Part II. Awards Pending and Uncompleted Work to be done with your own forces.

List below the uncompleted dollar value of work for each contract and awards pending to be completed with your own forces. All work subcontracted to others will be listed on the reverse of this form. In a joint venture, list only that portion of the work to be done by your company. If no work is contracted, show **NONE**.

					Accumulated Totals	
Earthwork				20,000.00	124,000.00	
Portland Cement Concrete Paving					0.00	
HMA Plant Mix		418,600.00	71,800.00	56,600.00	3,159,100.00	
HMA Paving					0.00	
Clean & Seal Cracks/Joints					9,300.00	
Aggregate Bases & Surfaces			45,800.00	56,800.00	959,200.00	
Highway,R.R. and Waterway Structures					0.00	
Drainage					0.00	
Electrical					0.00	
Cover and Seal Coats		13,900.00	1,700.00	1,400.00	96,300.00	
Concrete Construction	86,000.00			105,800.00	665,360.00	
Landscaping					0.00	
Fencing					0.00	
Guardrail					0.00	
Painting					0.00	
Signing					0.00	
Cold Milling, Planning & Rotomilling				5,100.00	391,500.00	
Demolition					0.00	
Pavement Markings (Paint)					0.00	
Other Construction (List)					0.00	
					0.00	
					0.00	
Totals	86,000.00	432,500.00	119,300.00	245,700.00	0.00	5,404,760.00

Disclosure of this information is **REQUIRED** to accomplish the statutory purpose as outlined in the "Illinois Procurement Code". Failure to comply will result in non-issuance of an "Authorization To Bid." This form has been approved by the State Forms Management Center.



Illinois Department of Transportation

Bureau of Construction
2300 South Dirksen Parkway/Room 322
Springfield, Illinois 62764

Affidavit of Availability
For the Letting of 3/23/2016
(Letting date)

Instructions: Complete this form by either typing or using black ink. "Authorization to Bid" will not be issued unless both sides of this form are completed in detail. Use additional forms as needed to list all work.

Part I. Work Under Contract

List below all work you have under contract as either a prime contractor or a subcontractor. It is required to include all pending low bids not yet awarded or rejected. In a joint venture, list only that portion of the work which is the responsibility of your company. The uncompleted dollar value is to be based upon the most recent engineer's or owners estimate, and must include work subcontracted to others. If no work is contracted, show **NONE**.

	17	18	19	20	Awards Pending	
Contract Number			60R28			
Contract With	PRIVATE	PRIVATE	IDOT	PRIVATE		
Estimated Completion Date	06/16	09/16	11/16	11/16		
Total Contract Price	51,000.00	506,800.00	333,300.00	1,289,400.00		Accumulated Totals
Uncompleted Dollar Value if Firm is the Prime Contractor	51,100.00	506,800.00		1,289,400.00	0.00	8,349,495.00
Uncompleted Dollar Value if Firm is the Subcontractor			333,300.00			1,319,900.00
Total Value of All Work						9,669,395.00

Part II. Awards Pending and Uncompleted Work to be done with your own forces.

List below the uncompleted dollar value of work for each contract and awards pending to be completed with your own forces. All work subcontracted to others will be listed on the reverse of this form. In a joint venture, list only that portion of the work to be done by your company. If no work is contracted, show **NONE**.

						Accumulated Totals
Earthwork				20,100.00		144,100.00
Portland Cement Concrete Paving						0.00
HMA Plant Mix	41,200.00	282,800.00	303,000.00	462,700.00		4,248,800.00
HMA Paving		6,000.00				6,000.00
Clean & Seal Cracks/Joints			4,600.00			13,900.00
Aggregate Bases & Surfaces		59,600.00		286,700.00		1,305,500.00
Highway,R.R. and Waterway Structures		74,100.00				74,100.00
Drainage	3,800.00					3,800.00
Electrical						0.00
Cover and Seal Coats	2,400.00	5,000.00	2,200.00	10,900.00		116,800.00
Concrete Construction		74,500.00		507,900.00		1,247,760.00
Landscaping						0.00
Fencing						0.00
Guardrail						0.00
Painting						0.00
Signing						0.00
Cold Milling, Planning & Rotomilling	3,700.00		23,500.00	1,100.00		419,800.00
Demolition						0.00
Pavement Markings (Paint)						0.00
Other Construction (List)						0.00
						0.00
						0.00
Totals	51,100.00	502,000.00	333,300.00	1,289,400.00	0.00	7,580,560.00

Disclosure of this information is **REQUIRED** to accomplish the statutory purpose as outlined in the "Illinois Procurement Code". Failure to comply will result in non-issuance of an "Authorization To Bid." This form has been approved by the State Forms Management Center.

Part III. Work Subcontracted to Others

For each contract described in Part I, list all the work you have subcontracted to others.

	1	2	3	4	Awards Pending
Subcontractor			F ESPINOZA	GALLAGHER	
Type of Work			RESTORATION	PAVEMENT MARKINGS	
Subcontract Price			21,000.00	233,600.00	
Amount Uncompleted			1,600.00		
Subcontractor			HIGHWAY SAFETY	JE LANDWORKS	
Type of Work			TRAFFIC CONTROL	RESTORATION	
Subcontract Price			25,300.00	87,300.00	
Amount Uncompleted			15,500.00	69,840.00	
Subcontractor			J&S CONSTRUCTION	PESSINA TREE SERVICE	
Type of Work			EXCAVATION & UNDERGROUND	TREE REMOVAL	
Subcontract Price			97,900.00	2,000.00	
Amount Uncompleted			56,700.00		
Subcontractor			NORTHERN CONTRACTING	SCORPIO CONSTRUCTION	
Type of Work			FENCING / GUARDRAIL	UNDERGROUND	
Subcontract Price			18,800.00	48,000.00	
Amount Uncompleted			17,300.00		
Subcontractor			PRECISION PAVEMENT MARKING	SUPERIOR ROAD STRIPING	
Type of Work			STRIPING	STRIPING	
Subcontract Price			18,200.00	30,300.00	
Amount Uncompleted			1,400.00		
Subcontractor			REMPE SHARPE	TRAFFIC CONTROL & PROTECTION	
Type of Work			LAYOUT	TRAFFIC CONTROL	
Subcontract Price			7,000.00	46,200.00	
Amount Uncompleted				4,620.00	
Subcontractor			THORNE ELECTRIC	VIRGIL COOK	
Type of Work			ELECTRICAL	ELECTRICAL	
Subcontract Price			391,200.00	737,500.00	
Amount Uncompleted			46,800.00	36,875.00	
Total Uncompleted	0.00	0.00	139,300.00	111,335.00	0.00

I, being duly sworn, do hereby declare this affidavit is a true and correct statement relating to ALL uncompleted contracts of the undersigned for Federal, State, County, City and private work, including ALL subcontract work, ALL pending low bids not yet awarded or rejected and ALL estimated completion dates

Subscribed and sworn to before me

this 223rd Day of March , 2016

Type or Print Name Cass W. Price Vice President
 Officer or Director Title

Notary
 Public
 My commission expires: _____

Signed _____

Company GENEVA CONSTRUCTION COMPANY
 Address P.O. BOX 998 , AURORA, IL. 60507

(Notary Seal)

Part III. Work Subcontracted to Others

For each contract described in Part I, list all the work you have subcontracted to others.

	5	6	7	8	
Subcontractor			CHICAGO STRUCTURES		
Type of Work			STRUCTURES		
Subcontract Price			901,300.00		
Amount Uncompleted			180,000.00		
Subcontractor			CLANDI / CSD ENVIRONMENTAL		
Type of Work			EARTHWORK / WASTE DISPOSAL		
Subcontract Price			1,249,500.00		
Amount Uncompleted			601,600.00		
Subcontractor			VIRGIL COOK		
Type of Work			ELECTRICAL		
Subcontract Price			366,900.00		
Amount Uncompleted			265,300.00		
Subcontractor			D2K		
Type of Work			TRAFFIC CONTROL & STRIPING		
Subcontract Price			199,700.00		
Amount Uncompleted			28,300.00		
Subcontractor			F ESPINOSA		
Type of Work			LANDSCAPING		
Subcontract Price			304,400.00		
Amount Uncompleted			218,400.00		
Subcontractor			NORTHERN CONTRACTING		
Type of Work			GUARDRAIL		
Subcontract Price			102,700.00		
Amount Uncompleted			82,400.00		
Subcontractor			V3 CONSTRUCTION		
Type of Work			UNDERGROUND		
Subcontract Price			1,091,900.00		
Amount Uncompleted			457,400.00		
Total Uncompleted	0.00	0.00	1,833,400.00	0.00	0.00

I, being duly sworn, do hereby declare this affidavit is a true and correct statement relating to ALL uncompleted contracts of the undersigned for Federal, State, County, City and private work, including ALL subcontract work, ALL pending low bids not yet awarded or rejected and ALL estimated completion dates

Subscribed and sworn to before me

this 223rd Day of March, 2016

Type or Print Name Cass W. Price Vice President
 Officer or Director Title

Signed _____

Notary Public
 My commission expires: _____

Company GENEVA CONSTRUCTION COMPANY

Address P.O. BOX 998, AURORA, IL. 60507

(Notary Seal)

Part III. Work Subcontracted to Others

For each contract described in Part I, list all the work you have subcontracted to others.


	17	18	19	20	Awards Pending
Subcontractor		PRECISION PAVEMENT MARKINGS			
Type of Work		STRIPING			
Subcontract Price		4,800.00			
Amount Uncompleted		4,800.00			
Subcontractor					
Type of Work					
Subcontract Price					
Amount Uncompleted					
Subcontractor					
Type of Work					
Subcontract Price					
Amount Uncompleted					
Subcontractor					
Type of Work					
Subcontract Price					
Amount Uncompleted					
Subcontractor					
Type of Work					
Subcontract Price					
Amount Uncompleted					
Subcontractor					
Type of Work					
Subcontract Price					
Amount Uncompleted					
Subcontractor					
Type of Work					
Subcontract Price					
Amount Uncompleted					
Subcontractor					
Type of Work					
Subcontract Price					
Amount Uncompleted					
Total Uncompleted	0.00	4,800.00	0.00	0.00	0.00

I, being duly sworn, do hereby declare this affidavit is a true and correct statement relating to ALL uncompleted contracts of the undersigned for Federal, State, County, City and private work, including ALL subcontract work, ALL pending low bids not yet awarded or rejected and ALL estimated completion dates

Subscribed and sworn to before me
 this 223rd Day of March, 2016

Anne M. Thacker
 Notary Public

My commission expires: July 16, 18



Type or Print Name Cass W. Price Vice President
Officer or Director Title

Signed [Signature]

Company GENEVA CONSTRUCTION COMPANY

Address P.O. BOX 998, AURORA, IL. 60507



March 21, 2016

Village of Downers Grove
5101 Walnut Avenue
Downers Grove, IL 60515

To Whom It May Concern:

Zurich American Insurance Company and/or its subsidiary, Fidelity and Deposit Company of Maryland, have provided surety credit to **Geneva Construction** for over 50 years. Zurich/F&D is rated "A+" (Superior) with a financial size of XV (\$2 billion +) by AM Best and has a US Treasury Limit exceeding \$700 million.

Geneva Construction has been an excellent client of ours and we are proud of our long partnership with Geneva through the years. If they are successful in the bid for the Village's 2016 Resurfacing program we will be more than happy to provide the payment and performance bonds.

Zurich
Surety

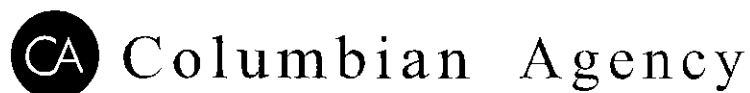
1400 American Lane
Tower 2, Floor 3
Schaumburg
IL
60196

Phone (847) 240-8100
Fax (847) 240-8147

Our consideration and issuance of bonds is a matter solely between Geneva Construction and ourselves, and we assume no liability to third parties or to you by the issuance of this letter. We trust that this information meets with your satisfaction. If there are further questions, please feel free to contact me.

Sincerely,

Brian V. Konen, CIC, CWCA, CRIS
Konen Insurance, Inc.
630 897-4239



Date: March 21, 2016

Attention: To Whom It May Concern

Re: Geneva Construction Company

Project: Village of Downers Grove – 2016 Resurfacing (A)

Please be advised that the above-noted insured will be able to comply with the insurance requirements for the following project: 2016 Downers Grove Street Resurfacing if the job is awarded to Geneva Construction Company.

If you have any questions, please do not hesitate to contact our office.

Sincerely,

COLUMBIAN AGENCY, a division of HUB International

A handwritten signature in black ink that reads 'Jo-Ann E. Billo'.

Jo-Ann E. Billo, CISR, CRIS

/jeb

05/22/2014 10:00 6306532762

LABORER TRN CNTR

PAGE 01/02

Chicagoland
LABORERS'
 District Council Training & Apprentices Fund

www.chicagolaborers.org

Training... Empowerment with a vision to build a better future

21 May 2014

Executive Director
 Thomas Nordeen

Board Trustees
 Thomas P. Connolly
 Martin Flanagan
 Charles V. LoVerde III
 Roberto Naimoli

Ms. Maggie Ginnan
 Geneva Construction Co., Inc.
 P.O. Box 998
 Indian Trail and Route 25
 Aurora, Illinois 60507-0998

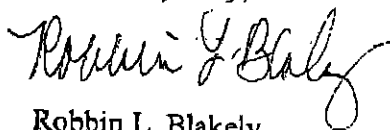
Dear Ms. Ginnan:

Enclosed you will please find a copy of the Department of Labor certification that you requested recently.

You may also use this letter as verification that Geneva Construction Co., Inc. is indeed signatory to the Chicago Laborers District Council and contributes to the Laborers Apprenticeship Fund.

Should you require anything further, please do not hesitate to contact me.

Yours very truly,



Robbin L. Blakely
 Office Manager

RLB
 ENC

Local Stream Location

100 Old Gary Avenue
 Chicago Stream IL 60188
 653.0006



Chicago Location
 5700 West Homer Street
 Chicago, IL 60628

The United States Department of Labor

Office of Apprenticeship Training, Employer and Labor Services
Bureau of Apprenticeship and Training

Certificate of Registration

*Chicagoand Laborers' J.A.T.C.
Carol Stream, Illinois*

*For the Trade - Construction Craft Laborer
Registered as part of the National Apprenticeship Program
in accordance with the basic standards of apprenticeship
established by the Secretary of Labor*

April 12, 1999
Date REVISED August 13, 2004

11 0179900001
Registration No.



R. J. Chao
Secretary of Labor

Anthony Suvaga
Administrator, Apprenticeship Training, Employer and Labor Services

05/22/2014 11:52 FAX

0002/0005

INTERNATIONAL UNION OF OPERATING ENGINEERS

LOCAL UNION NO. 150, 150B, 150A, 150C, 150RA, 150D, 150G, 150M

AFFILIATED WITH THE A.F.L.-C.I.O. AND BUILDING TRADES DEPARTMENT

JAMES M. SWEENEY
PRESIDENT-BUSINESS MANAGER(708) 482-8800 - FAX (708) 482-7186
6200 JOLIET ROAD
COUNTRYSIDE, IL 60525-3992

May 22, 2014

Geneva Construction Company
P.O. Box 998
Aurora, IL 60507Re: Proof of Compliance with 30 ILCS 500/30-22(6)
Our File No. MI-00321

Dear Sir or Madam:

At the request of Geneva Construction Company, I am providing you with evidence of the Company's compliance with the apprenticeship requirements in 30 ILCS 500/30-22(6) of the Illinois Procurement Code. I am submitting this letter along with apprenticeship certificates (Nos. IL012020003, IL008780173 and IL001050001).

As a signatory contractor with the International Union of Operating Engineers, Local 150, AFL-CIO, Brothers Geneva Construction Company, is required by Collective Bargaining Agreement to participate in an applicable apprenticeship and training program approved by and registered with the United States Department of Labor's Bureau of Apprenticeship and Training. The attached certificates are evidence of compliance with the U.S. Department of Labor's apprenticeship requirements.

Thank you for your cooperation in this matter. If you have any questions or concerns, please do not hesitate to contact me.

Very truly yours,

IUOE, Local 150, AFL-CIO
District 1 dispatch office

Pauline Leitzell

PL/ag

Enclosures: Certificates

United States Department of Labor

Office of Apprenticeship Training, Employer and Labor Services

Bureau of Apprenticeship and Training

Certificate of Registration

Operating Engineers Local 150 Apprenticeship Fund
Plainfield, Illinois

For the Trades-Landscape Technicians/Plantman and Landscape Management Technicians/Lead Plantman

Registered as part of the National Apprenticeship Program
in accordance with the basic standards of apprenticeship
established by the Secretary of Labor

April 6, 2005

Date
92001050001

Registration No.



Robert L. Chao
Secretary of Labor

Anthony Suvaga
Administrator, Apprenticeship Training, Employer and Labor Services

18/06/2005 10:12 KUBER ALLEN 4 0151 1

The United States Department of Labor

Office of Apprenticeship Training, Employer and Labor Services
Bureau of Apprenticeship and Training

Certificate of Registration

Operating Engineers Local # 150


Plainfield, Illinois

For the Trade of Operating Engineers

Registered as part of the National Apprenticeship Program
in accordance with the basic standards of apprenticeship
established by the Secretary of Labor

Date November 5, 2002

Registration No. 92 008780173



R. J. Chas
Secretary of Labor

Anthony S. ...
Assistant Secretary, Apprenticeship Training, Employer and Labor Services

CEMENT MASONS' UNION LOCAL NO. 502

"Unified Strength Since 1914"

OPERATIVE PLASTERERS' AND CEMENT MASONS' INTERNATIONAL ASSOCIATION
OF THE UNITED STATES AND CANADA

739 SOUTH 25th AVENUE - BELLWOOD, ILLINOIS 60104

PHONE: 708-544-9100 FAX: 708-544-0232



May 22, 2014

Reference: GENEVA CONSTRUCTION CO.

To Whom It May Concern:

Geneva Construction Co. is signatory with the Cement Masons' Union Local 502, and is in good standing.

They participate in our Apprenticeship Program. Our Apprenticeship Program #1L008820041 is registered with the Department of Labor, Office of Apprenticeship.

If you have any questions, please feel free to call 708-544-9100 Ext. 18.

Sincerely,

Lawrence J. Picardi Sr.
Secretary Treasurer

NORTHERN ILLINOIS
PLASTERERS & CEMENT MASONS
JOINT APPRENTICESHIP & TRAINING
PROGRAM

Alonzo Schumann
Apprenticeship Coordinator
1102 Rail Dr., Woodstock, IL 60098
Office/Fax 815-527-7489—Cell 630-277-3631

May 22, 2014

To whom it may concern:

Local 11 OPCMIA, Plasterers and Cement Masons verifies that Geneva Construction is a signatory contractor that participates in the National Register Apprenticeship Program with Northern Illinois Plasterers & Cement Masons JATC, Local 11 Joint Apprenticeship Training Program.

Alonzo Schumann
Apprenticeship Coordinator/
Business Agent Local 11 area 587

Alonzo Schumann

The United States Department of Labor
Office of Apprenticeship
Certificate of Registration of Apprenticeship Program

N. IL Cement Masons & Plasterers JATC Local #11
Rockford, Illinois
For the Trades - Cement Mason and Plasterer

Registered as part of the National Apprenticeship System
in accordance with the basic standards of apprenticeship
established by the Secretary of Labor

Date July 26, 1989

Revised: August 6, 2012

Registration No. IL004-890005



Walter J. Davis
Secretary of Labor

Al V. Hull
Administrator, Office of Apprenticeship

FROM

(WED) MAY 21 2014 16:45/ST. 16:44/No. 7300000871 P 2

**SUBURBAN TEAMSTERS OF NORTHERN ILLINOIS
FRINGE BENEFIT FUNDS**

**1171 COMMERCE DRIVE, UNIT 1, WEST CHICAGO, ILLINOIS 60185
TELEPHONE 630-293-0390 FAX NO. 630-562-0581**

May 21, 2014


Geneva Construction Co.
P.O. Box 998
Aurora, IL 60507

Re: Letter of Good Standing

To Whom It May Concern:

Geneva Construction Co. is current with all fringe benefit contributions through April, 2014.

Sincerely,



Richard L. Siebert
Compliance Auditor



Teamsters Joint Council No. 25
Training Fund

990 NE FRONTAGE ROAD, SUITE 4
JOLIET, ILLINOIS 60431-2764
PHONE (815) 773-0700 FAX (815) 773-1122

To Whom It May Concern:

January 17, 2008

This letter will certify that Geneva Construction with
Teamsters Local 673 is currently participating and current with its contributions,
As of December 2007 to the Teamsters Joint Council No. 25 Training Fund.

Very truly yours,

A handwritten signature in cursive script, appearing to read "Ray Urbonas".

Ray Urbonas
Office Manager

HAVE IT DELIVERED UNION!

06-29-05 01:48PM FROM USDOL, BAT

P02

The United States Department of Labor

Office of Apprenticeship Training, Employer and Labor Services
Bureau of Apprenticeship and Training
Certificate of Registration

INTERNATIONAL BROTHERHOOD OF TEAMSTERS
Joint Council No. 25 Training Fund
For the Trade of Construction Driver

*Registered as part of the National Apprenticeship Program
in accordance with the basic standards of apprenticeship
established by the Secretary of Labor*

Date: June 28, 2005
Registration No. IL015050004



R. J. Chas
Secretary of Labor

Anthony S. ...
Assistant Secretary, Training, Employer and Labor Services

Village of Downers Grove – 2016 Resurfacing (A)

BID SUBMITTAL CHECKLIST

Each Bidder's Bid Package must be submitted with all requisite forms properly completed, and all documentation included. The following list is not all-inclusive, but is designed to facilitate a good, competitive bidding environment.

1. Instructions to Bidders read and understood. Any questions must be asked according to the instructions.
2. Cover sheet filled-in
3. Bid Form copies filled-in. All copies must have original signatures and seals on them.
4. Bid Bond or cashier's check enclosed with bid package.
5. Schedule of Prices completed. Check your math!
6. Bidder Certifications signed and sealed.
7. Letter from Surety ensuring issuance of Performance and Labor Bonds.
8. Letter from Insurance Agent or Carrier ensuring issuance of required job coverage.
9. Municipal Reference List completed.
10. Vendor request form W-9 completed.
11. Affidavit (IDOT Form BC-57, or similar).
12. Bid package properly sealed and labeled before delivery. If sending by mail or messenger, enclose in a second outer envelope or container. Project plan sheets do not have to be included with the bid package.

2016 ROADWAY MAINTENANCE PROGRAM
STREETS ESTIMATED TO BE RESURFACED
STREET RESURFACING (PHASE I)

STREET	FROM	TO
64TH ST	W. END	BELMONT RD
BANBURY RD	BRIGHTON ST	HASTINGS AVE
BATES PL	LOOMES AVE	N. END
BELMONT RD	64TH ST	63RD ST
BREASTED AVE	E. OF WELLS	W. OF PRIDEHAM
BRIGHTON ST	HASTINGS AVE	BANBURY RD
ELM ST	WARREN AVE	ROGERS ST
FOREST AVE	SHERMAN AVE	OGDEN AVE
HASTINGS AVE	WOODWARD AVE	BANBURY RD
HATHAWAY LN	WHIDDEN AVE	S. END
INVERNESS RD	JANES AVE	LEMOND AVE
LOOMES AVE	WOODWARD AVE	PRENTISS DR
MIDDAUGH AVE	CHICAGO AVE	N. OF GRANT ST
NASH ST	PRENTISS DR	BREASTED ST
OTTO PL	N END	LOOMES AVE
PRENTISS CT	PRENTISS DR	WINDSOR CT
PRENTISS DR	WOODWARD AVE	SPRINGSIDE AVE
PRENTISS DR	PUFFER RD	WOODWARD AVE
PRIDEHAM	N. OF WHIDDEN	BREASTED AVE
PRINCE ST	SHERMAN AVE W.	OGDEN AVE
SARATOGA AVE	PRAIRIE AVE	CHICAGO AVE
SHERMAN AVE	SARATOGA AVE	MAIN ST
STAIR ST	PRENTISS DR	N. END
STONEWALL AVE	BRIGHTON ST	63RD ST
WALNUT AVE	S. END	COLLEGE ST
WARREN AVE	WASHINGTON ST	PROSPECT AVE
WARREN PARKING F & METERS	WASHINGTON ST	PROSPECT AVE
WELLS ST	BREASTED AVE	WHIDDEN AVE
WHIDDEN AVE	PRIDEHAM ST	WELLS ST
WINDSOR CT	PRENTISS CT	E. END



Village of Downers Grove

Contractor Evaluation

Contractor: Geneva Construction

Project: Downers Grove Estates (Paving and Grading)

Primary Contact: Kurt Roth Phone: 630-892-4357

Time Period: July 2014 to October 2014

On Schedule (allowing for uncontrollable circumstances) Yes No

Provide details if early or late completion: Schedules provided by contractor were not followed which led to resident coordination confusion.

Change Orders (attach information if needed): Extras and T&M requests were received, but overall project was under budget.

Difficulties / Positives: Contractor had difficulty following the schedule for milestone dates and deliveries. Crews were very good with resident interaction on site.

Interaction with public:

Excellent Good Average Poor

(Attach information on any complaints or compliments)

General Level of Satisfaction with work:

Well Satisfied Satisfied Not Satisfied

Reviewers: Dan Kmiecik

Date: 01/15/2015