



MANAGER'S REPORT FOR APRIL 29, 2016
GENERAL INFORMATION AND RESPONSES TO MAYOR & COMMISSIONER REQUESTS

Places to be this Week...

Village Council Meeting - The next Village Council meeting will be held on **May 3 at 7:00 p.m. in the Council Chambers** at Village Hall.

Future Calendar Reminders...

Village Council Meeting - The Village Council meeting will be held on **May 10 at 7:00 p.m. in the Council Chambers** at Village Hall.

Barth Ceremony - The Barth Ceremony will be held on **Monday, May 16 at 1 p.m.** at First Presbyterian Church, 339 4th Street

Monthly Financial Statements

Please see attached statement for March 2016.

Barth Ceremony

On Monday, May 16, 2016 the Downers Grove Police Department will be hosting a ceremony to honor the memory of Downers Grove Police Officer Richard Barth who was killed in the line of duty on March 18, 1974. This ceremony is being held at the First Presbyterian Church in Downers Grove, located at 339 4th Street, and will coincide with National Police Week. In 1962, President John F. Kennedy proclaimed May 15 National Peace Officers Memorial Day and the week in which that date falls, National Police Week. Everyone is welcomed to attend as we honor those in the law enforcement profession who have made the ultimate sacrifice and celebrate the life of Officer Richard Barth.

Downtown Water Service Repair Scheduled for Sunday

On Sunday May 1, crews will be repairing a leaking water service at 5155 Main Street, just south of Curtiss Street. Work is planned to occur during the early morning hours of Sunday (between 2:00 and 3:00 am) to minimize disruption to the downtown area. Water will likely be turned off for approximately 6 hours for this block, and the businesses have been notified.

During the work, northbound Main Street will be closed at Maple Avenue and will be detoured east on Maple to Washington, and the north to Prairie Avenue. Very limited parking restrictions will be needed after midnight Saturday around the job site to ensure access to the job site. Northbound Main Street will be reopened on Sunday once the water line repair is complete.

Weather permitting, street restoration work is scheduled to occur on Monday morning, May 2, after rush hour. Message boards have been placed on Main Street to advise motorists of the situation. Southbound

Main Street traffic should be unaffected throughout this work.

Spring 2016 Tree Planting

Parkway tree planting is scheduled to begin Wednesday May 11, weather permitting. A total of 334 trees will be planted representing 33 different species, including 7 unique oak species. Of the 334 trees, 13 are new tree plantings where there was no tree before, and the remaining 321 trees are placements for trees removed due to EAB infestations, disease, decline or storm damage. Also, the Village will be honoring 148 specific tree species requests, thereby improving resident satisfaction and the likelihood of longterm tree survival.

A TreeGator® will be made available free of charge for each newly planted parkway tree. A TreeGator® is a 20-gallon plastic reservoir that attaches around the trunk of the tree. The TreeGator® is quickly and easily filled twice a week with a garden hose, and the small holes in the bottom allow water to trickle out slowly. This encourages deep root growth. For more than a decade, TreeGators® have improved tree survival and simplified tree care.

Attachments

March 2016 Financial statement


CASH AND INVESTMENTS BY FUND AND TYPE - for the Three Months Ending 03/31/2016

HIGHLIGHTS

Referring to the trendline, \$35 million in bonds were issued in 2012 for infrastructure projects - \$25 million for road reconstruction and \$10 million for water projects. The Village refunded \$8 million in October 2013 and held that amount in escrow until January 1, 2014. In April 2015, \$5 million in bonds were issued for water infrastructure projects of which \$3.6 million have been spent. Debt service payments are made from the Downtown TIF in January and July and property taxes will be received in June and September.

CASH & INVESTMENTS BY FUND	
General Fund	\$ 14,979,917
Water Fund	\$ 9,537,018
Stormwater Fund	\$ 6,777,788
Ogden Corridor TIF	\$ 4,706,130
Capital Project Funds	\$ 4,465,251
Equipment replacement	\$ 2,455,266
Health Insurance	\$ 1,373,645
State & Federal Drug Forfeiture	\$ 1,276,870
Motor Fuel Tax	\$ 676,663
Parking Operations	\$ 404,170
Debt Service Funds	\$ 378,089
Foreign Fire Insurance Fund	\$ 279,686
Downtown TIF	\$ (1,668,612)
TOTAL	\$ 45,641,881

CASH & INVESTMENTS

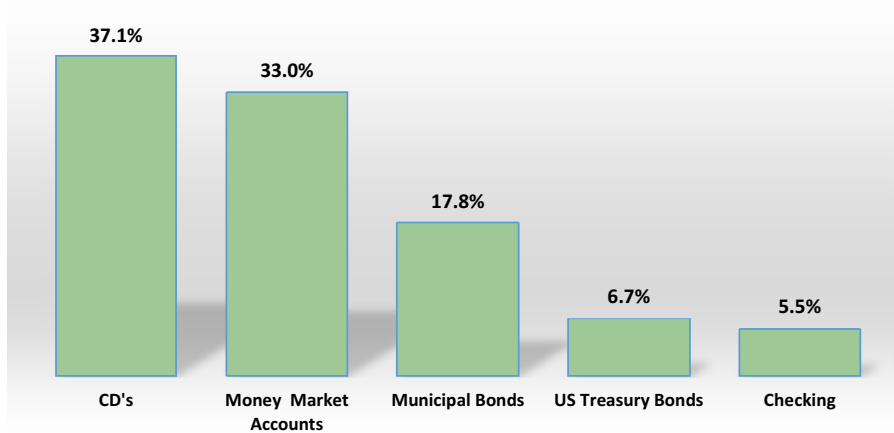


CASH & INVESTMENTS BY TYPE

		Average Rate of Return
CD's	\$ 16,936,909	1.14%
Money Market Accounts	\$ 15,046,373	0.13%
Municipal Bonds	\$ 8,111,327	1.29%
US Treasury Bonds	\$ 3,040,355	1.43%
Checking	\$ 2,506,916	0.61%
TOTAL *	\$ 45,641,881	

* NOTE - Total amount excludes Police Pension, Fire Pension, Library and Construction Deposit Funds

CASH & INVESTMENTS BY TYPE



AGED CASH & INVESTMENTS

Weighted average maturity is 1.05 years




GENERAL FUND REVENUES-for the Three Months Ending 03/31/2016

HIGHLIGHTS

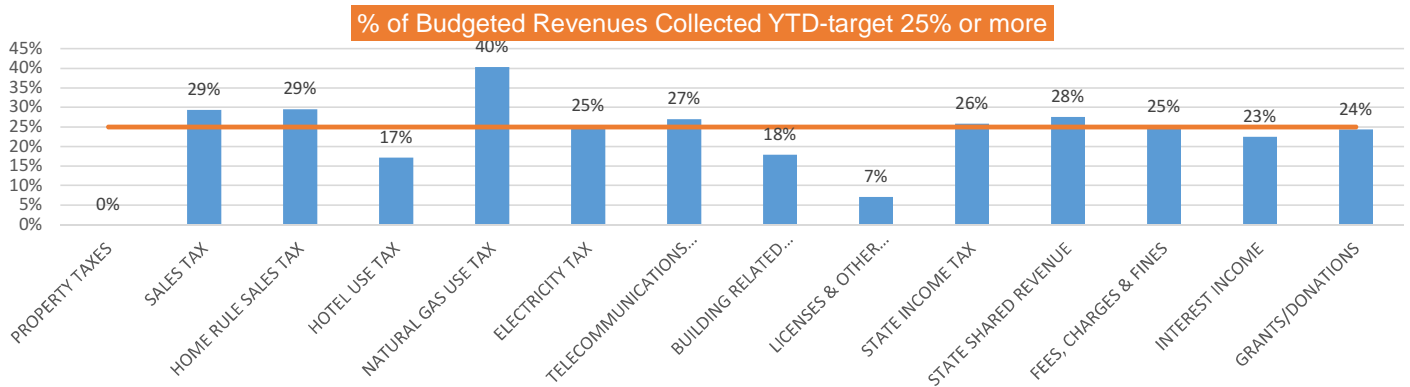
March 2016 YTD revenues are 1.6% or \$141K above March 2015 YTD. Sales Tax increased by \$162K. Natural Gas Use Tax and Electricity Tax fell below budgeted levels and last year due to a warmer winter. Permits are running behind last year due to large commercial permits (Art Van and American Access Casualty) issued in January 2015.

General Fund Revenue Analysis - Major Sources



General Fund - All Revenues

	March 2016 YTD Actual	March 2015 YTD Actual	% CHANGE	5 YEAR TREND
TOTAL REVENUES	\$9,111,245	\$8,970,279 →	1.6%	
PROPERTY TAXES	\$0	\$0		
SALES TAX	\$3,481,646	\$3,319,717 ↑	4.9%	
HOME RULE SALES TAX	\$575,237	\$530,208 ↑	8.5%	
HOTEL USE TAX	\$162,446	\$165,363 →	-1.8%	
NATURAL GAS USE TAX	\$207,366	\$245,884 ↓	-15.7%	
ELECTRICITY TAX	\$477,964	\$523,329 ↓	-8.7%	
TELECOMMUNICATIONS TAX	\$756,483	\$694,106 ↑	9.0%	
BUILDING RELATED PERMITS	\$250,938	\$436,494 ↓	-42.5%	
LICENSES & OTHER PERMITS	\$30,049	\$45,169 ↓	-33.5%	
STATE INCOME TAX	\$1,315,947	\$1,251,099 ↑	5.2%	
STATE SHARED REVENUE	\$422,957	\$396,278 ↑	6.7%	
FEES, CHARGES & FINES	\$1,216,566	\$1,164,322 ↑	4.5%	
INTEREST INCOME	\$53,865	\$41,614 ↑	29.4%	
GRANTS/DONATIONS	\$159,781	\$156,696 →	2.0%	



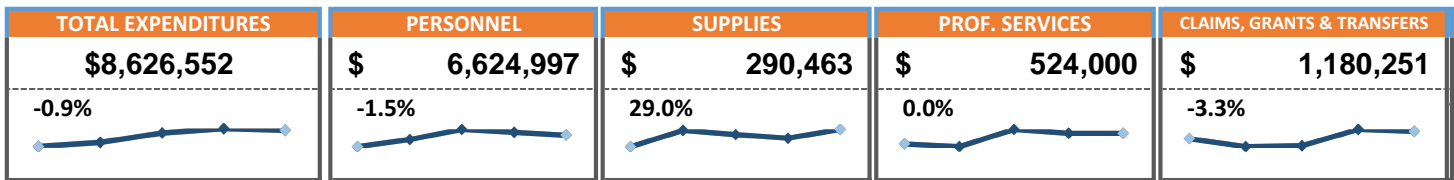
The orange line in this graph represents a "target" of 25%. The target is calculated by dividing 3 months by 12 months in the year. Property taxes are received in two distributions - in June and September. Natural Gas Tax is seasonal with a greater portion received in the winter months. Building related permits are also seasonal, with a greater portion of revenue received in the summer. The bulk of Licensing revenue is received in July (Liquor).

GENERAL FUND EXPENDITURES-for the Three Months Ending 03/31/2016

HIGHLIGHTS

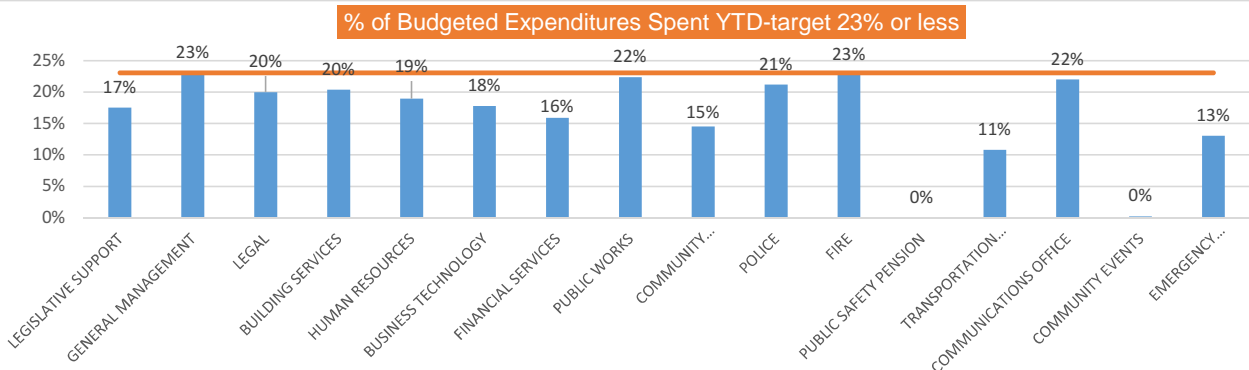
March 2016 YTD expenditures are 0.9% or \$77K lower than March 2015 YTD, and at or below budgeted levels. Business Technology and Communications are lower due to open positions in 2016, and Financial Services and Legislative Support are lower due to a reduction in personnel. General Management headcount was under budget in 2015.

General Fund Expenditure Analysis - Major Uses



General Fund - All Expenditures by Fund

	March 2016 YTD Actual	March 2015 YTD Actual	% CHANGE	5 YEAR TREND
TOTAL EXPENDITURES	\$8,626,552	\$8,703,626	-0.9%	
LEGISLATIVE SUPPORT	\$53,344	\$67,382	-20.8%	
GENERAL MANAGEMENT	\$158,423	\$147,824	7.2%	
LEGAL	\$109,163	\$106,312	2.7%	
BUILDING SERVICES	\$153,841	\$164,710	-6.6%	
HUMAN RESOURCES	\$48,227	\$44,183	9.2%	
BUSINESS TECHNOLOGY	\$187,415	\$195,626	-4.2%	
FINANCIAL SERVICES	\$233,410	\$265,279	-12.0%	
PUBLIC WORKS	\$1,367,270	\$1,360,225	0.5%	
COMMUNITY DEVELOPMENT	\$336,759	\$319,311	5.5%	
POLICE	\$2,945,514	\$2,952,424	-0.2%	
FIRE	\$2,881,743	\$2,915,981	-1.2%	
PUBLIC SAFETY PENSION	\$0	\$0		
TRANSPORTATION ASSISTANCE	\$9,823	\$10,077	-2.5%	
COMMUNICATIONS OFFICE	\$139,990	\$152,733	-8.3%	
COMMUNITY EVENTS	\$154	\$108	42.6%	
EMERGENCY MANAGEMENT	\$1,476	\$1,451	1.7%	



The orange line in this graph represents a "target" of 23%. The target is calculated by dividing 6 pay periods paid through March 2016 by the total annual pay periods of 26. Personnel costs account for about 80% of General Fund expenses. Public Safety Pension expenses are expensed upon receipt of property taxes in June and September. Village sponsored Community Events are in July and include the Fourth of July Parade and Fireworks.