

VILLAGE OF DOWNERS GROVE
Report for the Village
5/21/2019

SUBJECT:	SUBMITTED BY:
Bid - 2019 Street Resurfacing Contract	Nan Newlon Director of Public Works

SYNOPSIS

A motion is requested to award a contract for the 2019 Street Resurfacing Contract to J. A. Johnson Paving Company of Arlington Heights, Illinois in the amount of \$2,707,000.

STRATEGIC PLAN ALIGNMENT

The goals for 2017-2019 include *Top Quality Infrastructure*.

FISCAL IMPACT

The FY19 budget includes \$1,300,000 in the Motor Fuel Tax Fund (Page 4-6, Line 20), and \$1,450,000 in the Capital Projects Fund (Page 4-17, Line 20), for a total of \$2,750,000 for this contract.

UPDATE & RECOMMENDATION

This item was discussed at the May 14, 2019 Village Council meeting. The list of streets scheduled to be resurfaced can be found on the Village of Downers Grove's [Construction Updates Page](#).

Staff recommends approval on the May 21, 2019 Consent Agenda.

BACKGROUND

This contract is a component of the 2019 Roadway Maintenance Program (CIP Project ST-004). The scope of this contract includes resurfacing the streets included on the attached list with a new layer of asphalt along with the repair of defective sections of pavement and concrete curb and gutter.

This contract represents a portion of the budgeted roadway maintenance work. Other projects include Crack Sealing and Seal Coating Services, 2019 Preservative Seal, street improvements in the West Burlington Area and 2019 Fall Roadway Patching.

A Call for Bids was issued and published in accordance with the Village's Purchasing Policy. Two bids were received by the due date of May 3, 2019. A synopsis of the bids is as follows:

<u>Contractor</u>	<u>Base Bid</u>	
J. A. Johnson Paving Co.	\$2,707,000.00	Low Bid
K-Five Construction Corp.	\$2,778,907.45	

J.A. Johnson Paving Co. satisfactorily completed the Village's 2015 Resurfacing (A) Project, 2016 Street Restoration & Pavement Patching Project, 2017 Resurfacing (A) Project, and the 2018 Resurfacing LAFO Project on Main Street.

ATTACHMENTS

Contract Documents
IDOT Form Contractor Certifications
Contractor Evaluation Form
List of Streets

VILLAGE OF DOWNERS GROVE
DEPARTMENT OF PUBLIC WORKS

ADDENDUM NO. 2

FOR

2019 Road Resurfacing Program

BID #ST-004B

May 1, 2019

ITEM AND DESCRIPTION:

1. REPLACE

Schedule of Prices page 5-2 should be replaced with the attached page 5-2
(Printed 5/1/19).

The Acknowledgement of Receipt of Addendum for this addendum **MUST** be included in the bid package. Bid packages not including signed Acknowledgement Sheets may be **REJECTED**.

End of Addendum No. 2
May 1, 2019

VILLAGE OF DOWNERS GROVE
DEPARTMENT OF PUBLIC WORKS

ACKNOWLEDGEMENT OF RECEIPT OF ADDENDUM

PROPOSAL/BID: 2019 Road Resurfacing Program

PROPOSAL/BID NUMBER: BID #ST-004B


PROPOSAL/BID OPENING: May 3, 2019

ADDENDUM NO.: 2

PROPOSER/BIDDER: J. A. JOHNSON PAVING Co.

ADDRESS: 1025 E. ANDERSON CT., ARLINGTON HTS, IL 60005

RECEIVED BY: ANDREW JOFNER
(NAME)


(SIGNATURE)

DATE: 5/1/19

RETURN WITH BID

Bidder's Proposal for making Entire Improvements

Item No.	Items	Unit	Quantity	Unit Price	Total
16	Combination Concrete Curb and Gutter Removal	L.F.	11,920		
17	Combination Concrete Curb and Gutter, Type M-0.24	L.F.	16		
18	Combination Concrete Curb and Gutter, Type M-3.12	L.F.	1,681		
19	Combination Concrete Curb and Gutter, Type M-4.12	L.F.	1,634		
20	Combination Concrete Curb and Gutter, Type M-6.12	L.F.	810		
21	Combination Concrete Curb and Gutter, Type B-6.12	L.F.	5,032		
22	Combination Concrete Curb and Gutter, Type B-6.18	L.F.	2,747		
23	Manhole to be Adjusted	EA.	11		
24	Manhole to be Adjusted, Special	EA.	112		
25	Frame and Lid, Type 1, Open Lid	EA.	10		
26	Frame and Lid, Type 1, Closed Lid	EA.	9		
27	Frame and Grate, Type 3	EA.	4		
28	Manhole to be Reconstructed	EA.	3		
29	Inlet to be Adjusted	EA.	88		
30	Inlet to be Reconstructed	EA.	6		
31	Valve Boxes to be Adjusted	EA.	3		
32	Inlet Filters	EA.	181		
33	Inlet Filters Cleaning	EA.	181		
34	Hot-Mix Asphalt Surface Removal, 2.0"	S.Y.	115,381		
35	Mixture For Cracks, Joints and Flangeways	Ton	23		
36	Portland Cement Concrete Sidewalk Removal	S.F.	14,639		
37	Hot Mix Asphalt Sidewalk	S.F.	1,670		
38	Portland Cement Concrete Sidewalk, 5"	S.F.	14,941		
39	Detectable Warnings	S.F.	1,251		
40	Decorative Paver Driveway Removal and Replacement	S.Y.	30.0		
41	Aggregate Shoulders, Type B	Ton	1,206		

**VILLAGE OF DOWNERS GROVE
DEPARTMENT OF PUBLIC WORKS**

ADDENDUM NO. 1

FOR

2019 Road Resurfacing Program

BID #ST-004B

April 26, 2019

ITEM AND DESCRIPTION:

1. CLARIFICATION

All Class D patching will be constructed using sawcutting and small crew method. This is different than previous years where Special Provisions allowed for use of the milling machine for patching.

The Acknowledgement of Receipt of Addendum for this addendum **MUST** be included in the bid package. Bid packages not including signed Acknowledgement Sheets may be **REJECTED**.

End of Addendum No. 1

April 26, 2019

**VILLAGE OF DOWNERS GROVE
DEPARTMENT OF PUBLIC WORKS**

ACKNOWLEDGEMENT OF RECEIPT OF ADDENDUM

PROPOSAL/BID: 2019 Road Resurfacing Program

PROPOSAL/BID NUMBER: BID #ST-004B


PROPOSAL/BID OPENING: May 3, 2019

ADDENDUM NO.: 1

PROPOSER/BIDDER: J.A. JOHNSON PAVING CO.

ADDRESS: 1025 F. ADDISON CT., ARDENGTON HTS, IL 60005

RECEIVED BY: ANDREW JOINER
(NAME)


(SIGNATURE)

DATE: 4/26/19

RETURN WITH BID



Local Public Agency
Formal Contract
Proposal

PROPOSAL SUBMITTED BY J.A. JOHNSON PAVING CO		
Contractor's Name 1025 E. ADDISON COURT		
Street	P.O. Box	
ARLINGTON HEIGHTS, IL	60005	
City	State	Zip Code

STATE OF ILLINOIS

COUNTY OF DuPage
Village of Downers Grove
 (Name of City, Village, Town or Road District)

FOR THE IMPROVEMENT OF
 STREET NAME OR ROUTE NO. Various Locations
 SECTION NO. 19-00000-01-GM
 TYPES OF FUNDS MFT & Corporate

SPECIFICATIONS (required) PLANS (required)

For Municipal Projects
 Submitted/Approved/Passed
 Mayor President of Board of Trustees Municipal Official
April 5, 2019
 Date

Department of Transportation
 Released for bid based on limited review
Stephanie W. Graves
 Regional Engineer
 Date 4/10/2019


For County and Road District Projects
 Submitted/Approved

 Highway Commissioner

 Date
 Submitted/Approved

 County Engineer/Superintendent of Highways

 Date



Note: All proposal documents, including Proposal Guaranty Checks or Proposal Bid Bonds, should be stapled together to prevent loss when bids are processed.

RETURN WITH BID

NOTICE TO BIDDERS

County DuPage
 Local Public Agency Downers Grove
 Section Number 19-00000-01-GM
 Route Various

Sealed proposals for the improvement described below will be received at the office of Public Works Department,
5101 Walnut Avenue, Downers Grove, Illinois 60515 until 10:00 AM on May 3, 2019
 Address Time Date

Sealed proposals will be opened and read publicly at the office of Public Works Department
5101 Walnut Avenue, Downers Grove, Illinois 60515 at 10:00 AM on May 3, 2019
 Address Time Date

DESCRIPTION OF WORK

Name 2019 Resurfacing (B) Length: 38627.00 feet (7.32 miles)
 Location Various Streets
 Proposed Improvement Pavement removal and replacement, level binder, hot-mix asphalt surface course,
curb and gutter removal and replacement, and all related work

1. Plans and proposal forms will be available in the office of Public Works Department, 5101 Walnut Avenue,
Downers Grove, IL 60515, Stephanie Graves (630) 434-5487, Proposal Fee \$0
 Address
2. Prequalification
 If checked, the 2 low bidders must file within 24 hours after the letting an "Affidavit of Availability" (Form BC 57), in duplicate, showing all uncompleted contracts awarded to them and all low bids pending award for Federal, State, County, Municipal and private work. One original shall be filed with the Awarding Authority and one original with the IDOT District Office.
3. The Awarding Authority reserves the right to waive technicalities and to reject any or all proposals as provided in BLRS Special Provision for Bidding Requirements and Conditions for Contract Proposals.
4. The following BLR Forms shall be returned by the bidder to the Awarding Authority:
 - a. BLR 12200: Local Public Agency Formal Contract Proposal
 - b. BLR 12200a Schedule of Prices
 - c. BLR 12230: Proposal Bid Bond (if applicable)
 - d. BLR 12325: Apprenticeship or Training Program Certification (**do not use for federally funded projects**)
 - e. BLR 12326: Affidavit of Illinois Business Office
5. The quantities appearing in the bid schedule are approximate and are prepared for the comparison of bids. Payment to the Contractor will be made only for the actual quantities of work performed and accepted or materials furnished according to the contract. The scheduled quantities of work to be done and materials to be furnished may be increased, decreased or omitted as hereinafter provided.
6. Submission of a bid shall be conclusive assurance and warranty the bidder has examined the plans and understands all requirements for the performance of work. The bidder will be responsible for all errors in the proposal resulting from failure or neglect to conduct an in depth examination. The Awarding Authority will, in no case be responsible for any costs, expenses, losses or changes in anticipated profits resulting from such failure or neglect of the bidder.
7. The bidder shall take no advantage of any error or omission in the proposal and advertised contract.
8. If a special envelope is supplied by the Awarding Authority, each proposal should be submitted in that envelope furnished by the Awarding Agency and the blank spaces on the envelope shall be filled in correctly to clearly indicate its contents. When an envelope other than the special one furnished by the Awarding Authority is used, it shall be marked to clearly indicate its contents. When sent by mail, the sealed proposal shall be addressed to the Awarding Authority at the address and in care of the official in whose office the bids are to be received. All proposals shall be filed prior to the time and at the place specified in the Notice to Bidders. Proposals received after the time specified will be returned to the bidder unopened.
9. Permission will be given to a bidder to withdraw a proposal if the bidder makes the request in writing or in person before the time for opening proposals.

RETURN WITH BID

PROPOSAL

County DuPage
 Local Public Agency Downers Grove
 Section Number 19-00000-01-GM
 Route Various

1. Proposal of J.A. JOHNSON PAVING CO
1025 E. ADDISON COURT, ARLINGTON HEIGHTS, IL 60005
 for the improvement of the above section by the construction of Pavement removal and replacement,
level binder, hot-mix asphalt surface course, curb and gutter removal and replacement,
and all related work
 a total distance of 38627.00 feet, of which a distance of 38627.00 feet, (7.320 miles) are to be improved.
2. The plans for the proposed work are those prepared by Village of Downers Grove
 and approved by the Department of Transportation on _____
3. The specifications referred to herein are those prepared by the Department of Transportation and designated as "Standard Specifications for Road and Bridge Construction" and the "Supplemental Specifications and Recurring Special Provisions" thereto, adopted and in effect on the date of invitation for bids.
4. The undersigned agrees to accept, as part of the contract, the applicable Special Provisions indicated on the "Check Sheet for Recurring Special Provisions" contained in this proposal.
5. The undersigned agrees to complete the work within _____ working days or by 10/18/2019 unless additional time is granted in accordance with the specifications.
6. A proposal guaranty in the proper amount, as specified in BLRS Special Provision for Bidding Requirements and Conditions for Contract Proposals, will be required. Bid Bonds _____ be allowed as a proposal guaranty. Accompanying this proposal is either a bid bond if allowed, on Department form BLR 12230 or a proposal guaranty check, complying with the specifications, made payable to:
 _____ Treasurer of VILLAGE OF DOWNERS GROVE
 The amount of the check is Bid Bond 5% (_____).
7. In the event that one proposal guaranty check is intended to cover two or more proposals, the amount must be equal to the sum of the proposal guaranties, which would be required for each individual proposal. If the proposal guaranty check is placed in another proposal, it will be found in the proposal for: Section Number _____
8. The successful bidder at the time of execution of the contract will be required to deposit a contract bond for the full amount of the award. When a contract bond is not required, the proposal guaranty check will be held in lieu thereof. If this proposal is accepted and the undersigned fails to execute a contract and contract bond as required, it is hereby agreed that the Bid Bond or check shall be forfeited to the Awarding Authority.
9. Each pay item should have a unit price and a total price. If no total price is shown or if there is a discrepancy between the product of the unit price multiplied by the quantity, the unit price shall govern. If a unit price is omitted, the total price will be divided by the quantity in order to establish a unit price.
10. A bid will be declared unacceptable if neither a unit price nor a total price is shown.
11. The undersigned submits herewith the schedule of prices on BLR 12200a covering the work to be performed under this contract.
12. The undersigned further agrees that if awarded the contract for the sections contained in the combinations on BLR 12200a, the work shall be in accordance with the requirements of each individual proposal for the multiple bid specified in the Schedule for Multiple Bids below.

RETURN WITH BID



Illinois Department of Transportation

SCHEDULE OF PRICES

County DuPage
 Local Public Agency Village of Downers Grove
 Section 19-00000-01-GM
 Route Various

Schedule for Multiple Bids

Combination Letter	Sections Included in Combinations	Total

Schedule for Single Bid

(For complete information covering these items, see plans and specifications)

Bidder's Proposal for making Entire Improvements 2,707,000.00

Item No.	Items	Unit	Quantity	Unit Price	Total
1	Hot-Mix Asphalt Surface Course, Mix D, N50	Ton	9,393	76.00	713,868.00
2	Leveling Binder (Machine Method), N50	Ton	5,136	71.00	364,656.00
3	Bituminous Materials (Tack Coat)	LB	75,145	0.01	751.45
4	Class D Patches, Type II, 4"	S.Y.	712	34.50	24,564.00
5	Class D Patches, Type III, 4"	S.Y.	2,075	30.50	63,287.50
6	Class D Patches, Type IV, 4"	S.Y.	1,477	29.50	43,571.50
7	Class D Patches, Type II, 6"	S.Y.	214	52.50	11,235.00
8	Class D Patches, Type III, 6"	S.Y.	625	46.00	28,750.00
9	Class D Patches, Type IV, 6"	S.Y.	436	43.50	18,966.00
10	Porous Granular Embankment, Special	C.Y.	40	90.00	3,600.00
11	Earth Excavation	C.Y.	17	85.00	1,445.00
12	Agg. Base Course, Type B, 4"	C.Y.	14	30.00	420.00
13	Agg. For Temp Access	TON	151	20.00	3,020.00
14	Furnished Excavation	C.Y.	14	50.00	700.00
15	Additional Hauling Surcharge, Non-Hazardous Special Waste	Load	4	450.00	1,800.00

RETURN WITH BID

Bidder's Proposal for making Entire Improvements

2,707,000.00

Item No.	Items	Unit	Quantity	Unit Price	Total
16	Combination Concrete Curb and Gutter Removal	L.F.	11,920	8.50	101,320.00
17	Combination Concrete Curb and Gutter, Type M-0.24	L.F.	16	30.00	480.00
18	Combination Concrete Curb and Gutter, Type M-3.12	L.F.	1,681	23.50	39,503.50
19	Combination Concrete Curb and Gutter, Type M-4.12	L.F.	1,634	24.50	40,033.00
20	Combination Concrete Curb and Gutter, Type M-6.12	L.F.	810	25.50	20,655.00
21	Combination Concrete Curb and Gutter, Type B-6.12	L.F.	5,032	25.50	128,316.00
22	Combination Concrete Curb and Gutter, Type B-6.18	L.F.	2,747	30.00	82,410.00
23	Manhole to be Adjusted	EA.	11	450.00	4,950.00
24	Manhole to be Adjusted, Special	EA.	112	625.00	70,000.00
25	Frame and Lid, Type 1, Open Lid	EA.	10	350.00	3,500.00
26	Frame and Lid, Type 1, Closed Lid	EA.	9	350.00	3,150.00
27	Frame and Grate, Type 3	EA.	4	605.00	2,420.00
28	Manhole to be Reconstructed	EA.	3	1,200.00	3,600.00
29	Inlet to be Adjusted	EA.	88	350.00	30,800.00
30	Inlet to be Reconstructed	EA.	6	1,250.00	7,500.00
31	Valve Boxes to be Adjusted	EA.	3	300.00	900.00
32	Inlet Filters	EA.	181	150.00	27,150.00
33	Inlet Filters Cleaning	EA.	181	30.00	5,430.00
34	Hot-Mix Asphalt Surface Removal, 2.0"	S.Y.	115,381	2.60	299,990.60
35	Mixture For Cracks, Joints and Flangeways	Ton	23	275.00	6,325.00
36	Portland Cement Concrete Sidewalk Removal	S.F.	14,639	2.25	32,937.75
37	Hot Mix Asphalt Sidewalk	S.F.	1,670	6.00	10,020.00
38	Portland Cement Concrete Sidewalk, 5"	S.F.	14,941	6.50	97,116.50
39	Detectable Warnings	S.F.	1,251	30.00	37,530.00
40	Decorative Paver Driveway Removal and Replacement	S.Y.	30.0	135.00	4,050.00
41	Aggregate Shoulders, Type B	Ton	1,206	35.00	42,210.00

RETURN WITH BID

8

Bidder's Proposal for making Entire Improvements

2,707,000.00

Item No.	Items	Unit	Quantity	Unit Price	Total
42	Parkway Restoration	S.Y.	1,366	12.50	17,075.00
43	Supplemental Watering	Unit	9	100.00	900.00
44	Tree Root Pruning	EA.	5	60.00	300.00
45	Hot-Mix Asphalt Driveway Removal	S.Y.	1,521	10.50	15,970.50
46	Hot-Mix Asphalt Driveway Pavement, 3"	S.Y.	1,383	29.00	40,107.00
47	Hot-Mix Asphalt Driveway Pavement, 8"	S.Y.	138	76.00	10,488.00
48	Portland Cement Concrete Driveway Removal	S.Y.	811	18.00	14,598.00
49	Portland Cement Concrete Driveway Pavement, 6"	S.Y.	811	45.00	36,495.00
50	Short Term Pavement Marking, 4"	L.F.	5,312	0.01	53.12
51	Short Term Pavement Marking, Removal	S.F.	1,771	0.01	17.71
52	Thermoplastic Pavement Marking Line, 4" Yellow	L.F.	19,183	0.52	9,975.16
53	Thermoplastic Pavement Marking Line, 4" White	L.F.	11,421	0.52	5,938.92
54	Thermoplastic Pavement Marking Line, 6" White	L.F.	1,612	0.79	1,273.48
55	Thermoplastic Pavement Marking Line, 12" White	L.F.	4,207	1.69	7,109.83
56	Thermoplastic Pavement Marking Line, 24" White	L.F.	557	3.59	1,999.63
57	Thermoplastic Pavement Marking, Letters & Symbols	S.F.	74.0	3.59	265.66
58	Erosion Barrier, Special	L.F.	400	12.00	4,800.00
59	Erosion, Sedimentation and Dust Control	L.S.	1	3,300.00	3,300.00
60	Construction Layout	L.S.	1	5,000.00	5,000.00
61	Traffic Control And Protection Standard 701501	L.S.	1	148,399.19	148,399.19
62	Traffic Control And Protection Standard 701502	L.S.	1	1.00	1.00
63	Traffic Control And Protection Standard 701801	L.S.	1	1.00	1.00

8/1

RETURN WITH BID

CONTRACTOR CERTIFICATIONS

County	<u>DuPage</u>
Local Public Agency	<u>Downers Grove</u>
Section Number	<u>19-00000-01-GM</u>
Route	<u>Various</u>

The certifications hereinafter made by the bidder are each a material representation of fact upon which reliance is placed should the Department enter into the contract with the bidder.

1. **Debt Delinquency.** The bidder or contractor or subcontractor, respectively, certifies that it is not delinquent in the payment of any tax administered by the Department of Revenue unless the individual or other entity is contesting, in accordance with the procedures established by the appropriate revenue Act, its liability for the tax or the amount of tax. Making a false statement voids the contract and allows the Department to recover all amounts paid to the individual or entity under the contract in a civil action.
2. **Bid-Rigging or Bid Rotating.** The bidder or contractor or subcontractor, respectively, certifies that it is not barred from contracting with the Department by reason of a violation of either 720 ILCS 5/33E-3 or 720 ILCS 5/33E-4.

A violation of Section 33E-3 would be represented by a conviction of the crime of bid-rigging which, in addition to Class 3 felony sentencing, provides that any person convicted of this offense or any similar offense of any state or the United States which contains the same elements as this offense shall be barred for 5 years from the date of conviction from contracting with any unit of State or local government. No corporation shall be barred from contracting with any unit of State or local government as a result of a conviction under this Section of any employee or agent of such corporation if the employee so convicted is no longer employed by the corporation and: (1) it has been finally adjudicated not guilty or (2) if it demonstrates to the governmental entity with which it seeks to contract and that entity finds that the commission of the offense was neither authorized, requested, commanded, nor performed by a director, officer or a high managerial agent in behalf of the corporation.

A violation of Section 33E-4 would be represented by a conviction of the crime of bid-rotating which, in addition to Class 2 felony sentencing, provides that any person convicted of this offense or any similar offense of any state or the United States which contains the same elements as this offense shall be permanently barred from contracting with any unit of State or local government. No corporation shall be barred from contracting with any unit of State or local government as a result of a conviction under this Section of any employee or agent of such corporation if the employee so convicted is no longer employed by the corporation and: (1) it has been finally adjudicated not guilty or (2) if it demonstrates to the governmental entity with which it seeks to contract and that entity finds that the commission of the offense was neither authorized, requested, commanded, nor performed by a director, officer or a high managerial agent in behalf of the corporation.

3. **Bribery.** The bidder or contractor or subcontractor, respectively, certifies that it has not been convicted of bribery or attempting to bribe an officer or employee of the State of Illinois or any unit of local government, nor has the firm made an admission of guilt of such conduct which is a matter of record, nor has an official, agent, or employee of the firm committed bribery or attempted bribery on behalf of the firm and pursuant to the direction or authorization of a responsible official of the firm.
4. **Interim Suspension or Suspension.** The bidder or contractor or subcontractor, respectively, certifies that it is not currently under a suspension as defined in Subpart I of Title 44 Subtitle A Chapter III Part 6 of the Illinois Administrative Code. Furthermore, if suspended prior to completion of this work, the contract or contracts executed for the completion of this work may be cancelled.

RETURN WITH BID

SIGNATURES

County DuPage
 Local Public Agency Downers Grove
 Section Number 19-00000-01-GM
 Route Various

(If an individual)

Signature of Bidder _____

Business Address _____

(If a partnership)

Firm Name _____

Signed By _____

Business Address _____

Inset Names and Addressed of All Partners

} _____

(If a corporation)

Corporate Name J.A. JOHNSON PAVING CO

Signed By *Dale Johnson*
President

Business Address 1025 E. ADDISON COURT
ARLINGTON HEIGHTS, IL 60005

Inset Names of Officers

President DALE A. JOHNSON

Secretary MICHAEL R. TARPEY

Treasurer MICHAEL R. TARPEY

Attest: *[Signature]*
Secretary



Local Agency Proposal Bid Bond

Route VARIOUS
County DuPage
Local Agency DOWNERS GROVE
Section 19-00000-01-GM

RETURN WITH BID

PAPER BID BOND

WE J.A. Johnson Paving Company 1025 E. Addison Court, Arlington Heights, IL 60005 as PRINCIPAL, and Fidelity and Deposit Company of Maryland 1299 Zurich Way, 5th Floor, Schaumburg, IL 60196-1056 as SURETY.

are held jointly, severally and firmly bound unto the above Local Agency (hereafter referred to as "LA") in the penal sum of 5% of the total bid price, or for the amount specified in the proposal documents in effect on the date of invitation for bids whichever is the lesser sum. We bind ourselves, our heirs, executors, administrators, successors, and assigns, jointly pay to the LA this sum under the conditions of this instrument.

WHEREAS THE CONDITION OF THE FOREGOING OBLIGATION IS SUCH that, the said PRINCIPAL is submitting a written proposal to the LA acting through its awarding authority for the construction of the work designated as the above section.

THEREFORE if the proposal is accepted and a contract awarded to the PRINCIPAL by the LA for the above designated section and the PRINCIPAL shall within fifteen (15) days after award enter into a formal contract, furnish surety guaranteeing the faithful performance of the work, and furnish evidence of the required insurance coverage, all as provided in the "Standard Specifications for Road and Bridge Construction" and applicable Supplemental Specifications, then this obligation shall become void; otherwise it shall remain in full force and effect.

IN THE EVENT the LA determines the PRINCIPAL has failed to enter into a formal contract in compliance with any requirements set forth in the preceding paragraph, then the LA acting through its awarding authority shall immediately be entitled to recover the full penal sum set out above, together with all court costs, all attorney fees, and any other expense of recovery.

IN TESTIMONY WHEREOF, the said PRINCIPAL and the said SURETY have caused this instrument to be signed by their respective officers this 3rd day of May, 2019

Principal

J.A. Johnson Paving Company (Company Name)

By: Dale A. Johnson President (Signature and Title)

(Company Name)

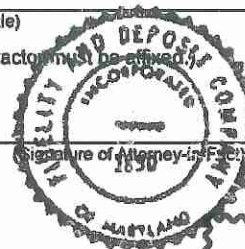
By: (Signature and Title)

(If PRINCIPLE is a joint venture of two or more contractors, the company names, and authorized signatures of each contractor must be affixed)

Fidelity and Deposit Company of Maryland (Name of Surety)

Surety

By: William Reidinger (Signature and Title)



STATE OF Illinois
COUNTY OF Cook
I, Cassidy Kelly

do hereby certify that Dale A. Johnson and William Reidinger

(Insert names of individuals signing on behalf of PRINCIPAL & SURETY)

who are each personally known to me to be the same persons whose names are subscribed to the foregoing instrument on behalf of PRINCIPAL and SURETY, appeared before me this day in person and acknowledged respectively, that they signed and delivered said instruments as their free and voluntary act for the uses and purposes therein set forth.

Given under my hand and notarial seal this 3rd day of May, 2019

My commission expires October 10, 2022

Cassidy Kelly (Notary Public)

OFFICIAL SEAL
CASSIDY KELLY
NOTARY PUBLIC - STATE OF ILLINOIS
MY COMMISSION EXPIRES: 10/10/22

ELECTRONIC BID

Electronic bid bond is allowed (box must be checked by LA if electronic bid bond is allowed)

The Principal may submit an electronic bid bond, in lieu of completing the above section of the Proposal Bid Bond Form. By providing an electronic bid bond ID code and signing below, the Principal is ensuring the identified electronic bid bond has been executed and the Principal and Surety are firmly bound unto the LA under the conditions of the bid bond as shown above. (If PRINCIPAL is a joint venture of two or more contractors, an electronic bid bond ID code, company/Bidder name title and date must be affixed for each contractor in the venture.)

Electronic Bid Bond ID Code

(Company/Bidder Name)

(Signature and Title)

Date

Bond Number Bid Bond

Obligee VILLAGE OF DOWNERS GROVE

**ZURICH AMERICAN INSURANCE COMPANY
COLONIAL AMERICAN CASUALTY AND SURETY COMPANY
FIDELITY AND DEPOSIT COMPANY OF MARYLAND
POWER OF ATTORNEY**

KNOW ALL MEN BY THESE PRESENTS: That the ZURICH AMERICAN INSURANCE COMPANY, a corporation of the State of New York, the COLONIAL AMERICAN CASUALTY AND SURETY COMPANY, a corporation of the State of Illinois, and the FIDELITY AND DEPOSIT COMPANY OF MARYLAND a corporation of the State of Illinois (herein collectively called the "Companies"), by **Robert D. Murray, Vice President**, in pursuance of authority granted by Article V, Section 8, of the By-Laws of said Companies, which are set forth on the reverse side hereof and are hereby certified to be in full force and effect on the date hereof, do hereby nominate, constitute, and appoint William Reidinger, its true and lawful agent and Attorney-in-Fact, to make, execute, seal and deliver, for, and on its behalf as surety, and as its act and deed: **any and all bonds and undertakings**, and the execution of such bonds or undertakings in pursuance of these presents, shall be as binding upon said Companies, as fully and amply, to all intents and purposes, as if they had been duly executed and acknowledged by the regularly elected officers of the ZURICH AMERICAN INSURANCE COMPANY at its office in New York, New York., the regularly elected officers of the COLONIAL AMERICAN CASUALTY AND SURETY COMPANY at its office in Owings Mills, Maryland., and the regularly elected officers of the FIDELITY AND DEPOSIT COMPANY OF MARYLAND at its office in Owings Mills, Maryland., in their own proper persons.

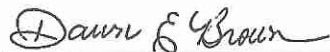
The said Vice President does hereby certify that the extract set forth on the reverse side hereof is a true copy of Article V, Section 8, of the By-Laws of said Companies, and is now in force.

IN WITNESS WHEREOF, the said Vice-President has hereunto subscribed his/her names and affixed the Corporate Seals of the said ZURICH AMERICAN INSURANCE COMPANY, COLONIAL AMERICAN CASUALTY AND SURETY COMPANY, and FIDELITY AND DEPOSIT COMPANY OF MARYLAND, this 24th day of January, A.D. 2019.

**ATTEST:
ZURICH AMERICAN INSURANCE COMPANY
COLONIAL AMERICAN CASUALTY AND SURETY COMPANY
FIDELITY AND DEPOSIT COMPANY OF MARYLAND**



By: *Robert D. Murray*
Vice President



By: *Dawn E. Brown*
Secretary

State of Maryland
County of Baltimore

On this 24th day of January, A.D. 2019, before the subscriber, a Notary Public of the State of Maryland, duly commissioned and qualified, **Robert D. Murray, Vice President** and **Dawn E. Brown, Secretary** of the Companies, to me personally known to be the individuals and officers described in and who executed the preceding instrument, and acknowledged the execution of same, and being by me duly sworn, depose and saith, that he/she is the said officer of the Company aforesaid, and that the seals affixed to the preceding instrument are the Corporate Seals of said Companies, and that the said Corporate Seals and the signature as such officer were duly affixed and subscribed to the said instrument by the authority and direction of the said Corporations.

IN TESTIMONY WHEREOF, I have hereunto set my hand and affixed my Official Seal the day and year first above written.



Constance A. Dunn
Constance A. Dunn, Notary Public
My Commission Expires: July 9, 2019

EXTRACT FROM BY-LAWS OF THE COMPANIES

"Article V, Section 8, Attorneys-in-Fact. The Chief Executive Officer, the President, or any Executive Vice President or Vice President may, by written instrument under the attested corporate seal, appoint attorneys-in-fact with authority to execute bonds, policies, recognizances, stipulations, undertakings, or other like instruments on behalf of the Company, and may authorize any officer or any such attorney-in-fact to affix the corporate seal thereto; and may with or without cause modify or revoke any such appointment or authority at any time."

CERTIFICATE

I, the undersigned, Vice President of the ZURICH AMERICAN INSURANCE COMPANY, the COLONIAL AMERICAN CASUALTY AND SURETY COMPANY, and the FIDELITY AND DEPOSIT COMPANY OF MARYLAND, do hereby certify that the foregoing Power of Attorney is still in full force and effect on the date of this certificate; and I do further certify that Article V, Section 8, of the By-Laws of the Companies is still in force.

This Power of Attorney and Certificate may be signed by facsimile under and by authority of the following resolution of the Board of Directors of the ZURICH AMERICAN INSURANCE COMPANY at a meeting duly called and held on the 15th day of December 1998.

RESOLVED: "That the signature of the President or a Vice President and the attesting signature of a Secretary or an Assistant Secretary and the Seal of the Company may be affixed by facsimile on any Power of Attorney...Any such Power or any certificate thereof bearing such facsimile signature and seal shall be valid and binding on the Company."

This Power of Attorney and Certificate may be signed by facsimile under and by authority of the following resolution of the Board of Directors of the COLONIAL AMERICAN CASUALTY AND SURETY COMPANY at a meeting duly called and held on the 5th day of May, 1994, and the following resolution of the Board of Directors of the FIDELITY AND DEPOSIT COMPANY OF MARYLAND at a meeting duly called and held on the 10th day of May, 1990.

RESOLVED: "That the facsimile or mechanically reproduced seal of the company and facsimile or mechanically reproduced signature of any Vice-President, Secretary, or Assistant Secretary of the Company, whether made heretofore or hereafter, wherever appearing upon a certified copy of any power of attorney issued by the Company, shall be valid and binding upon the Company with the same force and effect as though manually affixed.

IN TESTIMONY WHEREOF, I have hereunto subscribed my name and affixed the corporate seals of the said Companies, this 3rd day of May, 2019.



Michael C. Fay, Vice President

TO REPORT A CLAIM WITH REGARD TO A SURETY BOND, PLEASE SUBMIT A COMPLETE DESCRIPTION OF THE CLAIM INCLUDING THE PRINCIPAL ON THE BOND, THE BOND NUMBER, AND YOUR CONTACT INFORMATION TO:

Zurich Surety Claims
 1299 Zurich Way
 Schaumburg, IL 60196-1056
www.reportsfclaims@zurichna.com
 800-626-4577

RETURN WITH BID



Illinois Department of Transportation

Affidavit of Illinois Business Office

County DUPAGE
Local Public Agency DOWNERS GROVE
Section Number 19-00000-01-GM
Route VAR

State of ILLINOIS)
) ss.
County of COOK)

I, DALE A. JOHNSON of ARLINGTON HEIGHTS, IL
(Name of Affiant) (City of Affiant) (State of Affiant)

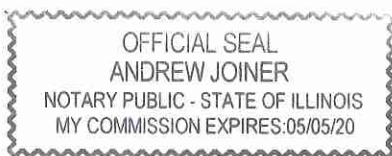
being first duly sworn upon oath, states as follows:

- 1. That I am the PRESIDENT of J.A. JOHNSON PAVING CO officer or position bidder
2. That I have personal knowledge of the facts herein stated.
3. That, if selected under this proposal, J.A. JOHNSON PAVING CO (bidder), will maintain a business office in the State of Illinois which will be located in COOK County, Illinois.
4. That this business office will serve as the primary place of employment for any persons employed in the construction contemplated by this proposal.
5. That this Affidavit is given as a requirement of state law as provided in Section 30-22(8) of the Illinois Procurement Code.

Signature of DALE A. JOHNSON
(Print Name of Affiant)

This instrument was acknowledged before me on 3rd day of May, 2019.

(SEAL)



Signature of Notary Public



Illinois Department of Transportation

Apprenticeship or Training Program Certification

Return with Bid

Route VARIOUS
County DUPAGE
Local Agency DOWNERS GROVE
Section 19-00000-01-GM

All contractors are required to complete the following certification:

- For this contract proposal or for all groups in this deliver and install proposal.
For the following deliver and install groups in this material proposal:

Blank lines for listing deliver and install groups.

Illinois Department of Transportation policy, adopted in accordance with the provisions of the Illinois Highway Code, requires this contract to be awarded to the lowest responsive and responsible bidder. The award decision is subject to approval by the Department. In addition to all other responsibility factors, this contract or deliver and install proposal requires all bidders and all bidders' subcontractors to disclose participation in apprenticeship or training programs that are (1) approved by and registered with the United States Department of Labor's Bureau of Apprenticeship and Training, and (2) applicable to the work of the above indicated proposals or groups. Therefore, all bidders are required to complete the following certification:

- I. Except as provided in paragraph IV below, the undersigned bidder certifies that it is a participant, either as an individual or as part of a group program, in an approved apprenticeship or training program applicable to each type of work or craft that the bidder will perform with its own employees.
II. The undersigned bidder further certifies for work to be performed by subcontract that each of its subcontractors submitted for approval either (A) is, at the time of such bid, participating in an approved, applicable apprenticeship or training program; or (B) will, prior to commencement of performance of work pursuant to this contract, establish participation in an approved apprenticeship or training program applicable to the work of the subcontract.
III. The undersigned bidder, by inclusion in the list in the space below, certifies the official name of each program sponsor holding the Certificate of Registration for all of the types of work or crafts in which the bidder is a participant and that will be performed with the bidder's employees. Types of work or craft that will be subcontracted shall be included and listed as subcontract work. The list shall also indicate any type of work or craft job category for which there is no applicable apprenticeship or training program available.

J.A. JOHNSON PAVING CO...A/EQUIPMENT OPERATORS, LOCAL 150, B/TEAMSTERS, LOCAL 731, C/LABORERS, CHICAGOLAND AND VICINITY DISTRICT COUNCIL
SUBCONTRACTORS: A/EQUIPMENT OPERATORS, B/TEAMSTERS, C/LABORERS, D/CEMENT MASONS, E/ELECTRICIANS, F/IRON WORKERS AND G/CARPENTERS

Blank lines for additional subcontractor information.

IV. Except for any work identified above, any bidder or subcontractor that shall perform all or part of the work of the contract or deliver and install proposal solely by individual owners, partners or members and not by employees to whom the payment of prevailing rates of wages would be required, check the following box, and identify the owner/operator workforce and positions of ownership.

The requirements of this certification and disclosure are a material part of the contract, and the contractor shall require this certification provision to be included in all approved subcontracts. The bidder is responsible for making a complete report and shall make certain that each type of work or craft job category that will be utilized on the project is accounted for and listed. The Department at any time before or after award may require the production of a copy of each applicable Certificate of Registration issued by the United States Department of Labor evidencing such participation by the contractor and any or all of its subcontractors. In order to fulfill the participation requirement, it shall not be necessary that any applicable program sponsor be currently taking or that it will take applications for apprenticeship, training or employment during the performance of the work of this contract or deliver and install proposal.

Bidder: J.A. JOHNSON PAVING CO.

By: 
(Signature)

Address: 1025E ADDISON CT ARL HTS IL 60005

Title: DALE A. JOHNSON, PRESIDENT



**Illinois Department
of Transportation**

Certificate of Eligibility

Contractor No 3020

J. A. Johnson Paving Company
1025 East Addison Court Arlington Heights, IL 60005

WHO HAS FILED WITH THE DEPARTMENT AN APPLICATION FOR PREQUALIFICATION STATEMENT OF EXPERIENCE, EQUIPMENT AND FINANCIAL CONDITION IS HEREBY QUALIFIED TO BID AT ANY OF DEPARTMENT OF TRANSPORTATION LETTINGS IN THE CLASSES OF WORK AND WITHIN THE AMOUNT AND OTHER LIMITATIONS OF EACH CLASSIFICATION, AS LISTED BELOW, FOR SUCH PERIOD AS THE UNCOMPLETED WORK FROM ALL SOURCES DOES NOT EXCEED \$42,549,000.00

001	EARTHWORK	\$1,225,000
003	HMA PLANT MIX	\$36,125,000
012	DRAINAGE	\$50,000
017	CONCRETE CONSTRUCTION	\$75,000
032	COLD MILL, PLAN. & ROTOMILL	\$7,225,000
08A	AGGREGATE BASES & SURF. (A)	\$1,250,000

THIS CERTIFICATE OF ELIGIBILITY IS VALID FROM 4/18/2019 TO 4/30/2020 INCLUSIVE, AND SUPERSEDES ANY CERTIFICATE PREVIOUSLY ISSUED, BUT IS SUBJECT TO REVISION OR REVOCATION, IF AND WHEN CHANGES IN THE FINANCIAL CONDITION OF THE CONTRACTING FIRM OR OTHER FACTS JUSTIFY SUCH REVISIONS OR REVOCATION. ISSUED AT SPRINGFIELD, ILLINOIS ON 4/22/2019.

Jim Bell
Engineer of Construction



Illinois Department of Transportation

Bureau of Construction
2300 South Dirksen Parkway/Room 322
Springfield, Illinois 62764

PAGE 1A
Affidavit of Availability
For the Letting of 5/3/19
(Letting date)

Instructions: Complete this form by either typing or using black ink. "Authorization to Bid" will not be issued unless both sides of this form are completed in detail. Use additional forms as needed to list all work.

Part I. Work Under Contract

List below all work you have under contract as either a prime contractor or a subcontractor. It is required to include all pending low bids not yet awarded or rejected. In a joint venture, list only that portion of the work which is the responsibility of your company. The uncompleted dollar value is to be based upon the most recent engineer's or owners estimate, and must include work subcontracted to others. If no work is contracted, show **NONE**.

	1	2	3	4	5	
Contract Number	61E54	61E98	62D65	62F23	19-00000-01-GM	
Contract With	IDOT	IDOT	IDOT	IDOT	V/O BUFFALO GROVE	
Estimated Completion Date	6/19	8/19	8/19	10/19	5/19	
Total Contract Price	1,642,500.00	886,000.00	3,488,000.00	5,279,000.00	201,500.00	Accumulated Totals
Uncompleted Dollar Value if Firm is the Prime Contractor	323,500.00	886,000.00	2,054,700.00	5,279,000.00	201,500.00	8,744,700.00
Uncompleted Dollar Value if Firm is the Subcontractor						0.00
Total Value of All Work						8,744,700.00

Part II. Awards Pending and Uncompleted Work to be done with your own forces.

List below the uncompleted dollar value of work for each contract and awards pending to be completed with your own forces. All work subcontracted to others will be listed on the reverse of this form. In a joint venture, list only that portion of the work to be done by your company. If no work is contracted, show **NONE**.

						Accumulated Totals
Earthwork		10,500.00				10,500.00
Portland Cement Concrete Paving						0.00
HMA Plant Mix		489,000.00	1,007,500.00	2,657,000.00		4,153,500.00
HMA Paving						0.00
Clean & Seal Cracks/Joints						0.00
Aggregate Bases & Surfaces		3,000.00				3,000.00
Highway, R.R. and Waterway Structures						0.00
Drainage						0.00
Electrical						0.00
Cover and Seal Coats						0.00
Concrete Construction						0.00
Landscaping						0.00
Fencing						0.00
Guardrail						0.00
Painting						0.00
Signing						0.00
Cold Milling, Planning & Rotomilling		93,000.00	172,500.00	351,000.00		616,500.00
Demolition						0.00
Pavement Markings (Paint)						0.00
Other Construction (List) - PATCHING		17,000.00	31,000.00	883,000.00	201,500.00	1,132,500.00
Other Construction (List) - BRICK						0.00
RAILROAD INSURANCE						0.00
Totals	0.00	612,500.00	1,211,000.00	3,891,000.00	201,500.00	5,916,000.00

Disclosure of this information is **REQUIRED** to accomplish the statutory purpose as outlined in the "Illinois Procurement Code". Failure to comply will result in non-issuance of an "Authorization To Bid." This form has been approved by the State Forms Management Center.

Part III. Work Subcontracted to Others

PAGE 1B

For each contract described in Part I, list all the work you have subcontracted to others.

	1	2	3	4	5
Subcontractor	Kreative Scape	RAI CONCRETE	RULA'S ENT.	RULA'S ENT.	NONE
Type of Work	Concrete	CONCRETE	CONCRETE	CONCRETE	
Subcontract Price	241,500.00	139,500.00	418,500.00	726,000.00	
Amount Uncompleted	0.00	139,500.00	180,500.00	726,000.00	
Subcontractor	H&H ELECTRIC	HOME TOWNE	HOME TOWNE	HAWK ENT.	
Type of Work	ELECTRIC	ELECTRIC	ELECTRIC	ELECTRIC	
Subcontract Price	5,500.00	16,500.00	64,500.00	10,000.00	
Amount Uncompleted	0.00	16,500.00	43,200.00	10,000.00	
Subcontractor	GALAXY UND.	JR PREMIER	PVT. GROOVING	CONIN	
Type of Work	SEWER	LANDSCAPING	PENHALL CO.	LANDSCAPING	
Subcontract Price	157,500.00	7,000.00	321,500.00	47,000.00	
Amount Uncompleted	0.00	7,000.00	321,500.00	47,000.00	
Subcontractor	JR PREMIER	GALAXY UND.	SUPERIOR	PRECISION PVT MKG	
Type of Work	LANDSCAPING	SEWER	PVT MKGS	PVT MKGS	
Subcontract Price	127,000.00	40,500.00	62,000.00	75,500.00	
Amount Uncompleted	62,500.00	40,500.00	46,000.00	75,500.00	
Subcontractor	PRECISION PVT MKG	ROAD FABRICS	TCP, INC.	GALAXY UND.	
Type of Work	PVT MKGS	LJS	TRAFF CONTROL	SEWER	
Subcontract Price	12,500.00	32,000.00	70,500.00	186,000.00	
Amount Uncompleted	0.00	32,000.00	47,500.00	186,000.00	
Subcontractor	HIGHWAY SFTY	PRECISION PVT MKG	GALAXY UND.	PROTACK, LLC	
Type of Work	TRAFF CONTROL	PVT MKGS	SEWER	LONG. JT. SEAL.	
Subcontract Price	18,000.00	28,000.00	202,000.00	90,500.00	
Amount Uncompleted	0.00	28,000.00	105,000.00	90,500.00	
Subcontractor	DECORATIVE RAIL	TCP, INC.	VISU-SEWER	AC PAVEMENT	
Type of Work	PEERLESS FENCE	TRAFF CONTROL	SEWER CLEANING	CRACK SEAL	
Subcontract Price	261,000.00	10,000.00	100,000.00	253,000.00	
Amount Uncompleted	261,000.00	10,000.00	100,000.00	253,000.00	
Total Uncompleted	323,500.00	273,500.00	843,700.00	1,388,000.00	0.00

I, being duly sworn, do hereby declare this affidavit is a true and correct statement relating to ALL uncompleted contracts of the undersigned for Federal, State, County, City and private work, including ALL subcontract work, ALL pending low bids not yet awarded or rejected and ALL estimated completion dates

Subscribed and sworn to before me

this ____ day of _____, 20____.

Type or Print Name DALE A. JOHNSON, PRESIDENT
 Officer or Director Title

 Notary Public

Signed _____

My commission expires: _____

Company J.A. JOHNSON PAVING CO

(Notary Seal)

Address 1025 E. ADDISON COURT
ARLINGTON HEGHTS, IL 60005



Illinois Department of Transportation

Bureau of Construction
2300 South Dirksen Parkway/Room 322
Springfield, Illinois 62764

PAGE 2A
Affidavit of Availability
For the Letting of _____
(Letting date)

Instructions: Complete this form by either typing or using black ink. "Authorization to Bid" will not be issued unless both sides of this form are completed in detail. Use additional forms as needed to list all work.

Part I. Work Under Contract

List below all work you have under contract as either a prime contractor or a subcontractor. It is required to include all pending low bids not yet awarded or rejected. In a joint venture, list only that portion of the work which is the responsibility of your company. The uncompleted dollar value is to be based upon the most recent engineer's or owners estimate, and must include work subcontracted to others. If no work is contracted, show NONE.

	6	PENDING	PENDING	PENDING	PENDING	
Contract Number	62G58	DU085	19-00000-13-GM	19-00067-00-RS	19-00111-00-RS	
Contract With	IDOT	IDOT	LCDOT	V/O LINCOLNWOOD	C/O ST. CHARLES	
Estimated Completion Date	6/19	7/19	7/19	7/19	8/19	
Total Contract Price	2,327,500.00	174,500.00	537,000.00	831,000.00	1,627,500.00	Accumulated Totals
Uncompleted Dollar Value if Firm is the Prime Contractor	2,327,500.00	174,500.00	537,000.00	831,000.00	1,627,500.00	14,242,200.00
Uncompleted Dollar Value if Firm is the Subcontractor						0.00
Total Value of All Work						14,242,200.00

Part II. Awards Pending and Uncompleted Work to be done with your own forces.

List below the uncompleted dollar value of work for each contract and awards pending to be completed with your own forces. All work subcontracted to others will be listed on the reverse of this form. In a joint venture, list only that portion of the work to be done by your company. If no work is contracted, show NONE.

						Accumulated Totals
Earthwork	6,500.00		1,500.00	7,500.00	2,000.00	28,000.00
Portland Cement Concrete Paving						0.00
HMA Plant Mix	1,425,500.00	103,500.00	337,000.00	426,500.00	719,000.00	7,165,000.00
HMA Paving						0.00
Clean & Seal Cracks/Joints						0.00
Aggregate Bases & Surfaces	19,500.00	24,000.00	17,500.00	2,500.00	10,500.00	77,000.00
Highway, R.R. and Waterway Structures						0.00
Drainage						0.00
Electrical						0.00
Cover and Seal Coats						0.00
Concrete Construction						0.00
Landscaping						0.00
Fencing						0.00
Guardrail						0.00
Painting						0.00
Signing						0.00
Cold Milling, Planning & Rotomilling	529,500.00	24,500.00	136,500.00	99,000.00	145,000.00	1,551,000.00
Demolition						0.00
Pavement Markings (Paint)						0.00
Other Construction (List) - PATCHING	111,000.00	7,500.00		70,500.00	46,500.00	1,368,000.00
RAILROAD INSURANCE						0.00
						0.00
Totals	2,092,000.00	159,500.00	492,500.00	606,000.00	923,000.00	10,189,000.00

Disclosure of this information is **REQUIRED** to accomplish the statutory purpose as outlined in the "Illinois Procurement Code". Failure to comply will result in non-issuance of an "Authorization To Bid." This form has been approved by the State Forms Management Center.

Part III. Work Subcontracted to Others

For each contract described in Part I, list all the work you have subcontracted to others.

	6	PENDING	PENDING	PENDING	PENDING
Subcontractor	KREATIVE SCAPE	DEMARR SEALCOATING	VIRGIL COOK	DINATALE CONST.	DINATALE CONST.
Type of Work	CONCRETE	CRACK SEAL	ELECTRIC	CONCRETE	CONCRETE
Subcontract Price	18,500.00	1,500.00	9,000.00	101,000.00	228,000.00
Amount Uncompleted	18,500.00	1,500.00	9,000.00	101,000.00	228,000.00
Subcontractor	SINCERE	PRECISION PVT MKG	KD STAPLES & SON	JR PREMIER	VIRGIL COOK
Type of Work	LANDSCAPING	PVT MKGS	LANDSCAPING	LANDSCAPING	ELECTRIC
Subcontract Price	10,500.00	10,500.00	16,000.00	8,500.00	6,000.00
Amount Uncompleted	10,500.00	10,500.00	16,000.00	8,500.00	6,000.00
Subcontractor	WORK ZONE SFTY	WORK ZONE SFTY	MIDWEST FENCE	MAINT. CTGS.	ROAD FABRICS
Type of Work	TRAFF CONTROL	TRAFF CONTROL	GUARDRAIL	PVT MKGS	ARCCT
Subcontract Price	21,500.00	3,000.00	5,500.00	6,000.00	36,000.00
Amount Uncompleted	21,500.00	3,000.00	5,500.00	6,000.00	36,000.00
Subcontractor	GALAXY UND.		GALAXY UND.	HUMIR CONST.	CONIN
Type of Work	SEWER		SEWER	SEWER	LANDSCAPING
Subcontract Price	40,000.00		14,000.00	90,000.00	50,000.00
Amount Uncompleted	40,000.00		14,000.00	90,000.00	50,000.00
Subcontractor	SHERIDAN PLUMBING			WORK ZONE SFTY	TRAFF CONTROL CO.
Type of Work	SEWER CLEAN			TRAFF CONTROL	PVT MKGS
Subcontract Price	22,000.00			19,500.00	6,500.00
Amount Uncompleted	22,000.00			19,500.00	6,500.00
Subcontractor	GEODYNAMICS				HUMIR CONST.
Type of Work	LJS				SEWER
Subcontract Price	73,000.00				365,000.00
Amount Uncompleted	73,000.00				365,000.00
Subcontractor	MATERIAL SERVICES				TCP, INC.
Type of Work	TESTING				TRAFF CONTROL
Subcontract Price	50,000.00				13,000.00
Amount Uncompleted	50,000.00				13,000.00
Total Uncompleted	235,500.00	15,000.00	44,500.00	225,000.00	704,500.00

I, being duly sworn, do hereby declare this affidavit is a true and correct statement relating to ALL uncompleted contracts of the undersigned for Federal, State, County, City and private work, including ALL subcontract work, ALL pending low bids not yet awarded or rejected and ALL estimated completion dates

Subscribed and sworn to before me

this ____ day of _____, 20____.

Type or Print Name DALE A. JOHNSON, PRESIDENT
 Officer or Director Title

 Notary Public

Signed _____

My commission expires: _____

Company J.A. JOHNSON PAVING CO

(Notary Seal)

Address 1025 E. ADDISON COURT
ARLINGTON HEIGHTS, IL 60005



Illinois Department of Transportation

Bureau of Construction
2300 South Dirksen Parkway/Room 322
Springfield, Illinois 62764

Affidavit of Availability
For the Letting of _____

(Letting date)

Instructions: Complete this form by either typing or using black ink. "Authorization to Bid" will not be issued unless both sides of this form are completed in detail. Use additional forms as needed to list all work.

Part I. Work Under Contract

List below all work you have under contract as either a prime contractor or a subcontractor. It is required to include all pending low bids not yet awarded or rejected. In a joint venture, list only that portion of the work which is the responsibility of your company. The uncompleted dollar value is to be based upon the most recent engineer's or owners estimate, and must include work subcontracted to others. If no work is contracted, show **NONE**.

	PENDING	12	13	14	15	Accumulated Totals
Contract Number	19-00200-00-RS					
Contract With	V/O GLENVIEW					
Estimated Completion Date	9/19					
Total Contract Price	1,475,000.00					
Uncompleted Dollar Value if Firm is the Prime Contractor	1,475,000.00	0.00	0.00	0.00	0.00	15,717,200.00
Uncompleted Dollar Value if Firm is the Subcontractor						0.00
Total Value of All Work						15,717,200.00

Part II. Awards Pending and Uncompleted Work to be done with your own forces.

List below the uncompleted dollar value of work for each contract and awards pending to be completed with your own forces. All work subcontracted to others will be listed on the reverse of this form. In a joint venture, list only that portion of the work to be done by your company. If no work is contracted, show **NONE**.

						Accumulated Totals
Earthwork	25,000.00					53,000.00
Portland Cement Concrete Paving						0.00
HMA Plant Mix	565,500.00					7,730,500.00
HMA Paving						0.00
Clean & Seal Cracks/Joints						0.00
Aggregate Bases & Surfaces	21,000.00					98,000.00
Highway, R.R. and Waterway Structures						0.00
Drainage						0.00
Electrical						0.00
Cover and Seal Coats						0.00
Concrete Construction						0.00
Landscaping						0.00
Fencing						0.00
Guardrail						0.00
Painting						0.00
Signing						0.00
Cold Milling, Planning & Rotomilling	128,000.00					1,679,000.00
Demolition						0.00
Pavement Markings (Paint)						0.00
Other Construction (List) - PATCHING	28,500.00					1,396,500.00
RR INSURANCE						0.00
FIELD OFFICE						0.00
Totals	768,000.00	0.00	0.00	0.00	0.00	10,957,000.00

Disclosure of this information is **REQUIRED** to accomplish the statutory purpose as outlined in the "Illinois Procurement Code". Failure to comply will result in non-issuance of an "Authorization To Bid." This form has been approved by the State Forms Management Center.

Part III. Work Subcontracted to Others

PAGE 3B

For each contract described in Part I, list all the work you have subcontracted to others.

	PENDING	12	13	14	15
Subcontractor	SUBURBAN				
Type of Work	CONCRETE				
Subcontract Price	328,000.00				
Amount Uncompleted	328,000.00				
Subcontractor	ORO STONE				
Type of Work	LANDSCAPING				
Subcontract Price	37,500.00				
Amount Uncompleted	37,500.00				
Subcontractor	MAINT. CTGS.				
Type of Work	PVT MKGS				
Subcontract Price	3,500.00				
Amount Uncompleted	3,500.00				
Subcontractor	DEVINCI CONST.				
Type of Work	SEWER				
Subcontract Price	325,500.00				
Amount Uncompleted	325,500.00				
Subcontractor	TCP, INC.				
Type of Work	TRAFF CONTROL				
Subcontract Price	12,500.00				
Amount Uncompleted	12,500.00				
Subcontractor					
Type of Work					
Subcontract Price					
Amount Uncompleted					
Subcontractor					
Type of Work					
Subcontract Price					
Amount Uncompleted					
Total Uncompleted	707,000.00	0.00	0.00	0.00	0.00

I, being duly sworn, do hereby declare this affidavit is a true and correct statement relating to ALL uncompleted contracts of the undersigned for Federal, State, County, City and private work, including ALL subcontract work, ALL pending low bids not yet awarded or rejected and ALL estimated completion dates

Subscribed and sworn to before me

this 3rd day of May, 2019.

Type or Print Name DALE A JOHNSON, PRESIDENT
Officer or Director Title

Signed Dale A Johnson

[Signature]
 Notary Public
 My commission expires: 4/24/21

Company JA JOHNSON PAVING CO.
 Address 1025 E. ADDISON CT.
ARLINGTON HEIGHTS, IL. 60005

(Notary Seal) [Signature]





Special Provisions



Local Public Agency	County	Section Number
Village of Downers Grove	DuPage	19-00000-01-GM

The following Special Provision supplement the "Standard Specifications for Road and Bridge Construction", adopted , the latest edition of the "Manual on Uniform Traffic Control Devices for Streets and Highways", and the "Manual of Test Procedures of Materials" in effect on the date of invitation of bids, and the Supplemental Specification and Recurring Special Provisions indicated on the Check Sheet included here in which apply to and govern the construction of the above named section, and in case of conflict with any parts, or parts of said Specifications, the said Special Provisions shall take precedence and shall govern.

Maintenance of Roadways

Effective: September 30, 1985

Revised: November 1, 1996

Beginning on the date that work begins on this project, the Contractor shall assume responsibility for normal maintenance of all existing roadways within the limits of the improvement. This normal maintenance shall include all repair work deemed necessary by the Engineer, but shall not include snow removal operations. Traffic control and protection for maintenance of roadways will be provided by the Contractor as required by the Engineer.

If items of work have not been provided in the contract, or otherwise specified for payment, such items, including the accompanying traffic control and protection required by the Engineer, will be paid for in accordance with Article 109.04 of the Standard Specifications.

TRAFFIC CONTROL PLAN

Effective: September 30, 1985

Revised: January 1, 2007

Traffic Control shall be according to the applicable sections of the Standard Specifications, the Supplemental Specifications, the "Illinois Manual on Uniform Traffic Control Devices for Streets and Highways", any special details and Highway Standards contained in the plans, and the Special Provisions contained herein.

Special attention is called to Article 107.09 of the Standard Specifications and the following Highway Standards, Details, Quality Standard for Work Zone Traffic Control Devices, Recurring Special Provisions and Special Provisions contained herein, relating to traffic control.

~~The Contractor shall contact the District One Bureau of Traffic at least 72 hours in advance of beginning work.~~ The Contractor shall contact Downers Grove Public Works at least 72 hours in advance of beginning work.

STANDARDS:

701301-04

701501-06

701502-08

701801-06

701901-07

DETAILS: TC-10, TC-13**SPECIAL PROVISIONS:**

Basis of Payment: This work shall be paid for at the contract Lump Sum price for TRAFFIC CONTROL AND PROTECTION STANDARD 701501 or TRAFFIC CONTROL AND PROTECTION STANDARD 701502 or TRAFFIC CONTROL AND PROTECTION STANDARD 701801

STATUS OF UTILITIES (D-1)

Effective: June 1, 2016

Utility companies and/or municipal owners located within the construction limits of this project have provided the following information in regard to their facilities and the proposed improvements. The tables below contain a description of specific conflicts to be resolved and/or facilities which will require some action on the part of the Department's contractor to proceed with work. Each table entry includes an identification of the action necessary and, if applicable, the estimated duration required for the resolution.

UTILITIES TO BE ADJUSTED

Conflicts noted below have been identified by following the suggested staging plan included in the contract. The company has been notified of all conflicts and will be required to obtain the necessary permits to complete their work; in some instances resolution will be a function of the construction staging. The responsible agency must relocate or complete new installations as noted in the action column; this work has been deemed necessary to be complete for the Department's contractor to then work in the stage under which the item has been listed.

Pre-Stage

STAGE / LOCATION	TYPE	DESCRIPTION	RESPONSIBLE AGENCY	ACTION
				None Anticipated

Stage 1

STAGE / LOCATION	TYPE	DESCRIPTION	RESPONSIBLE AGENCY	ACTION
				None Anticipated

Stage 2

STAGE / LOCATION	TYPE	DESCRIPTION	RESPONSIBLE AGENCY	ACTION
				None Anticipated

No conflicts to be resolved (or if there are conflicts they are to be listed as noted above)

Pre-Stage: _____ **Days Total Installation**

Stage 1: _____ **Days Total Installation**

Stage 2: _____ **Days Total Installation**

The following contact information is what was used during the preparation of the plans as provided by the Agency/Company responsible for resolution of the conflict.

Agency/Company Responsible to Resolve Conflict	Name of contact	Address	Phone	e-mail address

UTILITIES TO BE WATCHED AND PROTECTED

The areas of concern noted below have been identified by following the suggested staging plan included for the contract. The information provided is not a comprehensive list of all remaining utilities, but those which during coordination were identified as ones which might require the Department's contractor to take into consideration when making the determination of the means and methods that would be required to construct the proposed improvement. In some instances the contractor will be responsible to notify the owner in advance of the work to take place so necessary staffing on the owners part can be secured.

Pre-Stage

STAGE / LOCATION	TYPE	DESCRIPTION	OWNER	ACTION
				None Anticipated

Stage 1

STAGE / LOCATION	TYPE	DESCRIPTION	OWNER	ACTION
				None Anticipated

Stage 2

STAGE / LOCATION	TYPE	DESCRIPTION	OWNER	ACTION
				None Anticipated

The following contact information is what was used during the preparation of the plans as provided by the owner of the facility.

Agency/Company Responsible to Resolve Conflict	Name of contact	Address	Phone	e-mail address

The above represents the best information available to the Department and is included for the convenience of the bidder. The days required for conflict resolution should be taken into account in the bid as this information has also been factored into the timeline identified for the project when setting the completion date. The applicable portions of the Standard Specifications for Road and Bridge Construction shall apply.

Estimated duration of time provided in the action column for the first conflicts identified will begin on the date of the executed contract regardless of the status of the utility relocations. The responsible agencies will be working toward resolving subsequent conflicts in conjunction with contractor activities in the number of days noted.

The estimated relocation dates must be part of the progress schedule submitted by the contractor. A utility kickoff meeting will be scheduled between the Department, the Department's contractor and the utility companies. The Department's contractor is responsible for contacting J.U.L.I.E. prior to any and all excavation work.

INDEX
FOR
SUPPLEMENTAL SPECIFICATIONS
AND RECURRING SPECIAL PROVISIONS

Adopted January 1, 2019

This index contains a listing of SUPPLEMENTAL SPECIFICATIONS, frequently used RECURRING SPECIAL PROVISIONS, and LOCAL ROADS AND STREETS RECURRING SPECIAL PROVISIONS.

ERRATA Standard Specifications for Road and Bridge Construction
(Adopted 4-1-16) (Revised 1-1-19)

SUPPLEMENTAL SPECIFICATIONS

<u>Std. Spec. Sec.</u>	<u>Page No.</u>
106 Control of Materials	1
107 Legal Regulations and Responsibility to Public	2
403 Bituminous Surface Treatment (Class A-1, A-2, A-3)	3
404 Micro-Surfacing and Slurry Sealing	4
405 Cape Seal	15
406 Hot-Mix Asphalt Binder and Surface Course	25
420 Portland Cement Concrete Pavement	26
424 Portland Cement Concrete Sidewalk	28
442 Pavement Patching	29
502 Excavation for Structures	30
503 Concrete Structures	32
504 Precast Concrete Structures	35
542 Pipe Culverts	36
586 Sand Backfill for Vaulted Abutments	37
602 Catch Basin, Manhole, Inlet, Drainage Structure, and Valve Vault Construction, Adjustment, and Reconstruction	39
630 Steel Plate Beam Guardrail	40
631 Traffic Barrier Terminals	43
670 Engineer's Field Office and Laboratory	44
701 Work Zone Traffic Control and Protection	45
704 Temporary Concrete Barrier	46
780 Pavement Striping	48
781 Raised Reflective Pavement Markers	49
888 Pedestrian Push-Button	50
1001 Cement	51
1003 Fine Aggregates	52
1004 Coarse Aggregates	53
1006 Metals	56
1020 Portland Cement Concrete	58
1043 Adjusting Rings	60
1050 Poured Joint Sealers	62
1069 Pole and Tower	64
1077 Post and Foundation	65
1096 Pavement Markers	66
1101 General Equipment	67

1102	Hot-Mix Asphalt Equipment	68
1103	Portland Cement Concrete Equipment	70
1105	Pavement Marking Equipment	72
1106	Work Zone Traffic Control Devices	74



Check Sheet For Recurring Special Provisions



The Following Recurring Special Provisions Indicated By An "X" Are Applicable To This Contract And Are Included By Reference:

Recurring Special Provisions

<u>Check Sheet #</u>		<u>Page No.</u>
1	<input type="checkbox"/> Additional State Requirements for Federal-Aid Construction Contracts	75
2	<input type="checkbox"/> Subletting of Contracts (Federal-Aid Contracts)	78
3	<input type="checkbox"/> EEO	79
4	<input type="checkbox"/> Specific EEO Responsibilities Non Federal-Aid Contracts	89
5	<input type="checkbox"/> Required Provisions - State Contracts	94
6	<input type="checkbox"/> Asbestos Bearing Pad Removal	100
7	<input type="checkbox"/> Asbestos Waterproofing Membrane and Asbestos HMA Surface Removal	101
8	<input type="checkbox"/> Temporary Stream Crossings and In-Stream Work Pads	102
9	<input type="checkbox"/> Construction Layout Stakes Except for Bridges	103
10	<input checked="" type="checkbox"/> Construction Layout Stakes	106
11	<input type="checkbox"/> Use of Geotextile Fabric for Railroad Crossing	109
12	<input type="checkbox"/> Subsealing of Concrete Pavements	111
13	<input type="checkbox"/> Hot-Mix Asphalt Surface Correction	115
14	<input type="checkbox"/> Pavement and Shoulder Resurfacing	117
15	<input type="checkbox"/> Patching with Hot-Mix Asphalt Overlay Removal	118
16	<input type="checkbox"/> Polymer Concrete	120
17	<input type="checkbox"/> PVC Pipeliner	122
18	<input type="checkbox"/> Bicycle Racks	123
19	<input type="checkbox"/> Temporary Portable Bridge Traffic Signals	125
20	<input type="checkbox"/> Work Zone Public Information Signs	127
21	<input type="checkbox"/> Nighttime Inspection of Roadway Lighting	128
22	<input type="checkbox"/> English Substitution of Metric Bolts	129
23	<input type="checkbox"/> Calcium Chloride Accelerator for Portland Cement Concrete	130
24	<input type="checkbox"/> Quality Control of Concrete Mixtures at the Plant	131
25	<input checked="" type="checkbox"/> Quality Control/Quality Assurance of Concrete Mixtures	139
26	<input type="checkbox"/> Digital Terrain Modeling for Earthwork Calculations	155
27	<input type="checkbox"/> Reserved	157
28	<input type="checkbox"/> Preventive Maintenance - Bituminous Surface Treatment	158
29	<input type="checkbox"/> Reserved	164
30	<input type="checkbox"/> Reserved	165
31	<input type="checkbox"/> Reserved	166
32	<input type="checkbox"/> Temporary Raised Pavement Markers	167
33	<input type="checkbox"/> Restoring Bridge Approach Pavements Using High-Density Foam	168
34	<input type="checkbox"/> Portland Cement Concrete Inlay or Overlay	171
35	<input type="checkbox"/> Portland Cement Concrete Partial Depth Hot-Mix Asphalt Patching	175

The Following Local Roads And Streets Recurring Special Provisions Indicated By An "X" Are Applicable To This Contract And Are Included By Reference:

Local Roads And Streets Recurring Special Provisions

<u>Check Sheet #</u>		<u>Page No.</u>
LRS 1	Reserved	179
LRS 2	<input type="checkbox"/> Furnished Excavation	180
LRS 3	<input checked="" type="checkbox"/> Work Zone Traffic Control Surveillance	181
LRS 4	<input checked="" type="checkbox"/> Flaggers in Work Zones	182
LRS 5	<input checked="" type="checkbox"/> Contract Claims	183
LRS 6	<input checked="" type="checkbox"/> Bidding Requirements and Conditions for Contract Proposals	184
LRS 7	<input type="checkbox"/> Bidding Requirements and Conditions for Material Proposals	190
LRS 8	Reserved	196
LRS 9	<input type="checkbox"/> Bituminous Surface Treatments	197
LRS 10	Reserved	198
LRS 11	<input checked="" type="checkbox"/> Employment Practices	199
LRS 12	<input checked="" type="checkbox"/> Wages of Employees on Public Works	201
LRS 13	<input checked="" type="checkbox"/> Selection of Labor	203
LRS 14	<input type="checkbox"/> Paving Brick and Concrete Paver Pavements and Sidewalks	204
LRS 15	<input checked="" type="checkbox"/> Partial Payments	207
LRS 16	<input type="checkbox"/> Protests on Local Lettings	208
LRS 17	<input checked="" type="checkbox"/> Substance Abuse Prevention Program	209
LRS 18	<input type="checkbox"/> Multigrade Cold Mix Asphalt	210

Village of Downers Grove – 2019 Resurfacing (B)

IV. SPECIAL PROVISIONS

The following Special Provisions shall modify, supercede, or supplement the Standard Specifications.

Where any section, subsection, paragraph, or subparagraph of the Standard Specifications is *supplemented* by any of the following paragraphs, the provisions of such section, subsection, paragraph, or subparagraph shall remain in effect. The Special Provisions shall govern in addition to the particular Standard Specification so supplemented, and not in lieu thereof.

Where any section, subsection, paragraph, or subparagraph of the Standard Specifications is *amended, voided, or superceded* by any of the following paragraphs, any provision of such section, subsection, paragraph, or subparagraph standing unaffected, shall remain in effect. The Special Provisions shall govern in lieu of any particular provision of the Standard Specification so amended, voided, or superceded, and not in addition to the portion changed.

1 GENERAL CONSTRUCTION REQUIREMENTS

The following general requirements are intended to govern the overall priority for the performance of the work described in this contract. As general requirements, they are not intended to dictate to the Contractor the precise method by which these tasks shall be performed.

- | |
|--|
| <p>(A) The contractor shall also make special note that no contract work on Blodgett Ave (59th to 63rd) or 61th St (Blodgett to Grand Ave) can begin until after the school year ends for Fairmount School and O'Neil School on or about June 12, 2019. Majority of contract work in this area should then be complete prior to start of the new school year on August 22, 2019.</p> <p>(B) The contractor shall also make special note that no contract work on Blodgett Ave (Randall St to 55th) or Randall St (Fairmount Ave to Blodgett Ave) can begin until after the school year ends for Whittier School on or about June 12, 2019. Majority of contract work in this area should then be complete prior to start of the new school year on August 22, 2019.</p> <p>(C) A downtown Rotary Grove Fest scheduled for June 20 through June 23, 2019 may affect schedule of work in the area of Washington Street south of Maple Ave. During this event, any previous work will require additional clean up, backfill etc., to safely allow for overflow traffic, parking and pedestrian use.</p> |
|--|

Special consideration to hours and location of work near schools shall be made to allow for full and safe access during normal student arrival and departure schedules.

The Contractor shall maintain traffic flow on All Streets during the day in accordance with the applicable special provision. Adequate signing and flagging is of particular importance for safe travel of all residents.

The Contractor shall conduct his operations to interfere as little as possible with Village employees or the public on or near the Work. All construction work specified under this contract shall be so engaged as to not impede normal traffic and pedestrian ways. Any barricading to detour traffic must receive prior written approval from the Engineer.

Village of Downers Grove – 2019 Resurfacing (B)

Unless otherwise allowed by the Village, non-poured and/or non-finished concrete shall not be allowed to extend over a Saturday and Sunday period. All construction work shall be done such that continuous access to schools or businesses is maintained, although it may be restricted to one lane with proper barricading .

All voids and open excavation remaining adjacent to newly constructed curb and gutter, sidewalks, driveways, etc., must be addressed in a timely manner. For that period prior to full parkway restoration or turf placement, the Contractor shall backfill and grade all disturbed areas in the parkway so as to insure the safety of the general public. Parkway shall be left in a safe, clean and usable condition conducive to foot traffic and to the satisfaction of the Village. The Contractor shall also work to keep disturbed areas in the parkway weed free.

All street openings made prior to November 15th shall be fully restored according to the applicable special provisions, and the street reopened to regular traffic upon the availability of hot-mix bituminous concrete. The Contractor shall assume the risk of restoration over those reaches of pipe installed but not yet pressure-tested for pipe integrity.

If the project requires the phasing of construction, the contractor is to follow the phasing shown in the plan set. Any variations in the phasing plan shown on the plan set must be approved in writing by the Engineer before construction begins. The contractor will not be allowed to proceed to another phase without the approval of the Engineer. **The contractor will receive no additional compensation for constructing the project in phases.**

No more than three hundred linear feet (300 LF) of pavement may be open-cut and closed to use by the motoring public, and access to all individual drives within the current work zone must be restored at the end of each workday, unless a Village-approved phasing plan shows otherwise.

2 COMPLETION TIME

In addition to completion date listed on Proposal, BLR 12200 Pg. 3 of 6, the Contractor shall note the following. This project incorporates multiple phases of construction with various types of street rehabilitation treatments. Besides the overall time limit of the project, there are also interim deadlines on specific parts of the work in order to reduce the time residents are inconvenienced as a result of the project. Should the Contractor fail to complete the work within the stipulated time frames and/or prior to the completion date, the Contractor shall be liable for liquidated damages.

3 LIQUIDATED DAMAGES

The Contractor must complete the work in accordance with the completion time requirements. If he fails to do so within the times stipulated, the Contractor shall be liable for liquidated damages for each additional calendar day in strict adherence to article 108.09 of the SSRBC, except that liquidated damages shall be fixed at \$1,275.00 per day.

Monetary damages will be assessed against the Contractor if he fails to complete each phase of construction as described in this contract, and the overall completion of this project within the stipulated time frames, not as a penalty but liquidated damages for delay in completion of work.

Village of Downers Grove – 2019 Resurfacing (B)

The Contractor must read carefully the special provisions pertaining to each portion of work. Certain parts or phases of the proposed work will have intermittent time frames stipulated to lessen the disruption to affected and adjacent residents and businesses.

Phases and time frames are as follows:

- **Once work has begun on any street with the removal of concrete items, the Contractor shall complete final surface course placement within 40 calendar days.**
- **Curb replacement and permanent driveway restoration shall be completed within 10 calendar days of curb removal. This includes any sidewalk work and / or replacement of HMA or PCC driveway as designated.**
- **All voids / open excavations remaining adjacent to newly constructed curb and gutter, sidewalks, driveways, etc., shall be properly backfilled, compacted and graded per the specifications within 5 calendar days of their completion.**
- **The Contractor shall complete final surface course placement within 10 calendar days of pavement milling / surface removal.**
- **Unless otherwise dictated by the specifications, final parkway restoration / sod placement shall be completed within 7 calendar days of a street receiving final surface course placement.**
- **Placement of new aggregate shoulders shall be completed within 7 calendar days of a street receiving final surface course placement.**

4 ACCESS AND WATER SHUT OFF NOTIFICATION

If access to a driveway will be blocked, or water will be turned off, the Contractor shall give that resident or business proper written notification at least 24 hours in advance. The Contractor must provide them the opportunity to remove their cars from the drive or make other arrangements, and prepare for any shutdown of the water system. Samples of written notices shall be submitted to the Engineer for approval.

In addition, the Contractor shall be responsible for notifying the resident or business verbally on the morning of any driveway closure, to ensure awareness of the lack of access.

Basis of Payment: This work shall be considered **INCIDENTAL** to the project.

5 EXISTING UTILITIES

Existing Public Utilities, such as watermains, sewers, gas lines, streetlights, telephone lines, electric power lines, etc., shall be protected against damage during the construction of this project. The Contractor shall contact the Owners of all public utilities and obtain locations of all utilities within the limits of the proposed construction and make arrangements, if necessary, to adjust or move any existing utility at the utility company's expense. Any expense incurred by the contractor in connection with making arrangements shall be borne by the Contractor and considered incidental to the contract. It shall be this Contractor's responsibility to determine the actual location of all such facilities in the field.

The adjustment of all facilities of Nicor, SBC, the Commonwealth Edison Co., etc. shall be done by the respective utility company, and if known, are indicated on the plans as to be done "By Others". All other

Village of Downers Grove – 2019 Resurfacing (B)

utility adjustments to sewer, water, and local facilities shall be performed under this contract, under the supervision of the Owner of the utility, and will be paid for under the respective items in the contract unless otherwise indicated on the plans or directed by the Engineer.

Any existing facilities, residential or commercial sprinkler systems, etc. disturbed shall be returned to their original condition and any damage to said facilities shall be repaired immediately. The cost of repairs of any damaged utility shall be by agreement between the Contractor and the facility owner or utility company, and at no cost to the Village.

Whenever the locations of existing utilities are known, the approximate location of said utility is indicated on the plans. This information is given only for the convenience of the Bidder and the Village assumes no responsibility as to accuracy of the information provided. The Contractor shall consider in his bid the location of all permanent and temporary utility appurtenances to their present or relocated positions, whether shown on the plans or not, and no additional compensation will be allowed for delays, inconvenience, or special construction methods required due to the existence of said appurtenances.

Whenever obstructions are encountered during the progress of the work and interfere to such an extent that an alteration in the plan is required, the Engineer shall order a deviation in the plan as required, the Engineer shall order a deviation in the line and/or grade to resolve the conflict, or relocation of the obstruction. The Contractor will be compensated for any additional pipe material, fittings, granular backfill, or structures required at the respective contract prices, and measured as specified in the Contract. No additional compensation will be allowed for delays or inconveniences, additional excavation, or any special construction methods required in prosecuting the work due to the existence of said obstruction.

6 PAVEMENT REMOVAL & HMA REPLACEMENT, 8" SPECIAL

Description: This work shall consist of pavement patching by methods and with materials in accordance with the applicable parts of Sec. 442 of the Standard Specifications, except as amended herein.

The Contractor shall not use equipment of excessive size or weight that causes damage to existing pavement or appurtenances. Any damage done to the existing pavement or appurtenances that are to remain in place shall be repaired or removed and replaced by the contractor at his/her own expense, as directed by the Engineer.

Pavement patching shall include the full depth saw cutting of the existing pavement as marked by the Engineer. The existing sub-base shall be leveled and compacted. The edges will be smooth and free of loose material to the specified depth of patch.

The hot-mix asphalt material shall conform to the requirements for Hot-Mix Asphalt Binder Course, IL-19.0, N70, and will be placed in compacted lifts not to exceed four inches.

Method of Measurement: Pavement removal and replacement will be measured for payment in place, and the area computed in square yards.

Basis of Payment: This work shall be paid for at the contract unit price per Square Yard for PAVEMENT REMOVAL AND HOT-MIX ASPHALT REPLACEMENT, 8" SPECIAL.

Village of Downers Grove – 2019 Resurfacing (B)

7 COMBINATION CONCRETE CURB AND GUTTER REMOVAL

Description: This work shall consist of the removal of existing P.C.C. Curb and Gutter of the type and size at the locations noted in Schedule of Quantities. This work shall be performed in accordance with Section 440 of the Standard Specifications, except as amended herein.

Unless otherwise allowed by the engineer, curb and gutter removal and replacement shall be done on one side of a street at a time to allow for on street parking. No curb shall be removed from the opposite side of the street until completion of curb replacement and full access to driveways is restored on the first side.

This work shall include a full depth, perpendicular, straight joint sawn at the ends and all edges, including along the edge of pavement, of portions to be removed, unless otherwise directed by the engineer.

At those locations where curb removal operations fall within the Critical Root Zone (CRZ) the Contractor will be required to trench with a "chain" driven trencher immediately back of curb prior to curb removal. This procedure will proceed uninterrupted through the CRZ and insure general tree root pruning. The width of the CRZ shall be determined as noted in the general provision for TREE PROTECTION elsewhere in these documents. If it is determined that proposed removal methods do not cause undo harm to adjacent roots, the Village Forester may waive the need to perform trenching.

During removal operations Contractor shall take special care not to damage or extend sawed joint into adjacent appurtenances such as driveways and sidewalks which are to remain in place. During machine sawing operations Contractor shall also take special care to remove, clean, or otherwise account for any residue / slurry produced by the sawing so material will not be tracked by either vehicular or foot traffic onto adjacent appurtenances which are to remain in place.

Basis of Payment: This work shall be paid for at the contract unit price per Linear Foot for COMBINATION CONCRETE CURB AND GUTTER REMOVAL which price shall be payment in full for all work specified herein.

8 COMBINATION CONCRETE CURB AND GUTTER OF TYPE SPECIFIED

Description: This work shall consist of the replacement of existing PCC Curb and Gutter in accordance with the applicable parts of Sec. 606 of the Standard Specifications, except as amended herein.

Replacement of curb and gutter shall include the placement of three-quarter inch (3/4") premolded expansion joint filler along the back of curb, for the full depth of the curb and gutter, where abutting existing concrete.

Transverse expansion joints with 3/4" joint filler shall be constructed at five feet (5') either side of utility structures, and at no more than ninety foot (90') intervals. All expansion joints shall include the placement of two (2) three-quarter inch (3/4") dowel bars with pinched stop caps as specified on detail sheet. Two (2) three quarter inch (3/4") dowel bars shall also be placed at all construction joints as specified on detail sheet

Village of Downers Grove – 2019 Resurfacing (B)

and shall be drilled into existing curb and gutter a minimum of six inches (6").

New curb and gutter shall be backfilled with existing excavated earth.

Transverse contraction joints shall be constructed at no more than fifteen foot (15') intervals. When new curb and gutter is placed adjacent to concrete pavement or base, it shall be tied along the longitudinal construction joint with No. 6 (3/4") bars at 24" centers in accordance with the applicable portions of Article 420.05 of the Standard Specifications.

Placement of curb or curb and gutter as noted on Schedule of Quantities to be reinforced shall also include the placement of two (2) No. 4 (1/2") epoxy coated deformed reinforcement bars meeting the applicable portions of Section 508 of the Standard Specifications. Bars shall be placed at one-half depth of the body of the gutter running the entire length of newly placed sections. Curb or curb and gutter placed as described in this paragraph shall be paid for as CONCRETE CURB (TYPE SPECIFIED), REINFORCED or COMBINATION CONCRETE CURB AND GUTTER (TYPE SPECIFIED), REINFORCED.

All voids existing between newly placed curb and gutter and the adjacent roadway pavement shall be filled with Class SI concrete, prior to bituminous surface placement, to a point 1-1/2 inches below finish grade. This work shall be considered incidental.

Placement of curb and gutter shall include the application of membrane curing compound, Type III, in accordance with Articles 1020.13 and 1022.01 of the Standard Specifications unless otherwise directed by the Engineer.

If placement of curb and gutter takes place prior to April 15, or after November 1, the curb and gutter shall be properly cured and that followed by the application of protective coat in accordance with Article 420.18 of the Standard Specifications.

Basis of Payment: This work shall be paid for at the contract unit price per Linear Foot for COMBINATION CONCRETE CURB AND GUTTER (TYPE SPECIFIED) or COMBINATION CONCRETE CURB AND GUTTER (TYPE SPECIFIED), REINFORCED which price shall be payment in full for the work as specified herein.

9 POROUS GRANULAR EMBANKMENT, SPECIAL

Description: This work shall consist of removing and disposing of unsuitable sub-grade, furnishing, placing and compacting porous granular material to the lines and grades shown on the plans or as directed by the Engineer in accordance with the applicable portions of Sections 202 and 207 of the Standard Specifications. The material shall be used as a bridging layer over soft, pumpy, loose soil areas and for placement under water. The material shall conform with Article 1003.04 and 1004.05 of the Standard Specifications except the gradation shall be as follows:

1. Crushed Stone, Crushed Blast Furnace Slag and Crushed Concrete

<u>Sieve Size</u>	<u>Percent Passing</u>
*6"	97±3

Village of Downers Grove – 2019 Resurfacing (B)

*4"	90±10
2"	45±25
#200	5±5

2. Gravel, Crushed Gravel and Pit Run Gravel

<u>Sieve Size</u>	<u>Percent Passing</u>
*6"	97±3
*4"	90±10
2"	55±25
#4	30±20
#200	5±5

*For undercuts less than 18" the percent passing the 6" sieve may be 90±10 and the 4" sieve requirement eliminated.

The porous granular material shall be placed in one lift when the total thickness to be placed is two (2) feet thick or less or as directed by the Engineer. Rolling each lift of the porous granular material with a vibratory roller meeting the requirements of Article 1101.01 of the Standard Specifications should be sufficient to obtain the desired keying or interlock and necessary compaction. The Engineer shall verify that adequate keying has been obtained.

A three- (3) inch nominal thickness top lift of capping aggregate having a gradation of CA-6 will be required. The use of on-site bituminous grindings resulting from bituminous surface removal, substantially meeting the gradation of CA-6, shall also be permitted. The granular cap shall be compacted to the satisfaction of the Engineer. It shall be the Contractor's responsibility that all proposed bituminous replacement regarding patching and paving operations in these areas will meet the specified performance criteria of their respective pay items.

Construction equipment not necessary for the completion of the replacement material will not be allowed on the undercut areas until completion of the recommended thickness of the porous granular embankment, special.

This work will be measured for payment in accordance with Article 207.04 of the Standard Specifications. When specified on the contract, the theoretical elevation of the bottom of the aggregate subgrade shall be used to determine the upper limit of Porous Granular Embankment, Special. The volume will be computed by the method of average end areas.

Basis of Payment: This work shall be paid for at the contract unit price per Cubic Yard for: POROUS GRANULAR EMBANKMENT, SPECIAL, which price shall include the capping aggregate, as required.

The Porous Granular Embankment, Special shall be used as field conditions warrant at the time of construction. No adjustment in unit price will be allowed for an increase or decrease in quantities from the estimated quantities shown on the plans.

Village of Downers Grove – 2019 Resurfacing (B)

10 EARTH EXCAVATION, SPECIAL

Description: This work shall consist of the excavation, removal, and disposal of existing materials located on site required for installation of sidewalk ramp in locations where existing material is in excess of removal and replacement/installation (greater than 9" removal for New Sidewalk Installation, greater than 3" removal for HMA Driveway Replacement, etc). This work shall be as specified and in accordance with Sections 202, 204, 205 and 440 of the SSRBC and as specified herein.

Method of Measurement: This work will not be measured for payment. Payment will be based on Contract Quantities. By submission of a bid, Contractor agrees to Contract Quantity.

Basis of Payment: This work shall be measured and paid for at the contract unit price per CUBIC YARD for: EARTH EXCAVATION, SPECIAL, which shall include all labor, materials and equipment necessary to do the work.

11 MANHOLES OR INLETS, TO BE ADJUSTED OR RECONSTRUCTED

Description: This item shall be done in accordance with Sec. 602 of the Standard Specifications for Road and Bridge Construction and the following provisions.

All excavation for structure adjustment shall be replaced with Class SI concrete and in accordance with the attached details. For excavation required for reconstructed items, backfill materials shall be mechanically compacted SELECTED GRANULAR BACKFILL placed per the special provision elsewhere in these documents.

Castings shall be set in full mortar or bituminous mastic beds. The adjustment of the casting to the required final grade shall be made with precast concrete adjusting rings. Brick, concrete block, or wooden shims will not be permitted.

When adjustments include new frame and grate or new frame and lid, all replacement frames, grates and lids shall be heavy duty. Depending on the type of frame, care shall be taken to properly align the new frame with the curb and gutter, and maintain the proper size opening into the structure.

Although the cost of adjusting structures per this specification will be paid for under this contract, the Contractor shall be aware that many of the structures are not the property of the Village of Downers Grove, and that such work may require inspections and/or permits from other governmental agencies.

For those structures noted on the Schedule of Quantities or as designated by the Engineer as MANHOLE TO BE ADJUSTED, SPECIAL, for that period after Hot-Mix Asphalt Surface Removal operations and prior to adjustment to finished pavement elevation, frames and lids or grates shall be removed from the structure and stored in a safe manner until reused. The resulting void over the structure shall be covered with a steel plate and temporary pavement, or other approved method, capable of carrying the anticipated daily traffic in a safe manner. The Contractor shall also make note of structure location so it may be reestablished after initial bituminous paving operations have been completed.

For those structures designated as INLET TO BE ADJUSTED WITH NEW TYPE 3 FRAME AND GRATE, SPECIAL, the new frame and grate shall be a standard Type 3, or approved equal, except the barred curb box shall be replaced with an open face curb box.

Village of Downers Grove – 2019 Resurfacing (B)

Basis of Payment: This item shall be paid for at the contract unit price Each for MANHOLE TO BE ADJUSTED or MANHOLE TO BE ADJUSTED, SPECIAL or MANHOLE TO BE ADJUSTED WITH NEW FRAME AND LID (TYPE SPECIFIED) or MANHOLE TO BE RECONSTRUCTED.

This item shall also be paid for at the contract unit price Each for INLET TO BE ADJUSTED or INLET TO BE ADJUSTED WITH NEW TYPE 3 FRAME AND GRATE, SPECIAL or INLET TO BE RECONSTRUCTED which price shall be payment in full for all labor and materials specified herein including backfill with Selected Granular Backfill.

12 TREE ROOT PRUNING

Description: All trees, public or private, affected by new sidewalk installation within its root protection zone, shall be root pruned prior to any excavation taking place. Root pruning shall be performed in accordance with the applicable portions of Section 201 of the Standard Specifications as well as the Tree Protection Zone detail of the Plans. Root pruning shall be done only to the depth of the excavation necessary for installing the new walk. Root pruning shall start and proceed uninterrupted for the length of travel through the root protection zone. Root pruning shall be made no more than 10 inches from the tree-side edge of the proposed walk.

Approval by the Village Forester of the equipment to be used for root pruning, as well as the proposed path of the root pruning work, is required prior to the work being performed. The Engineer or his representative shall permit no excavation until written approval is obtained by the Contractor from the Village Forester. Additionally, no materials or equipment may be stored or kept in the Tree Protection Zone. Tree damage, as determined by the Village Forester, shall be assessed to the Contractor using the most recent edition of the Guide for Plant Appraisal, published by the International Society of Arboriculture.

Basis of Payment: This work shall be paid for at the contract unit price per Each for TREE ROOT PRUNING.

13 PORTLAND CEMENT CONCRETE SIDEWALK

Description: This work shall consist of the removal and replacement of P.C.C. Sidewalk in accordance with the SSRBC, except as amended herein.

Sidewalk removal and replacement shall be done on one side of a street at a time to allow for pedestrian mobility. No sidewalk shall be removed from the opposite side of the street until sidewalks on the first side are safely open to pedestrian traffic.

Removal of sidewalk shall include the saw cutting of existing concrete as directed by the Engineer. Except for those locations specifically marked for Tree Root Pruning, removal of sidewalks shall also include any necessary additional pruning and removal of tree roots, bituminous paved sidewalks and/or bituminous overlayment of existing sidewalks, or excavation necessary to place the proposed sidewalk, curb ramp or side curb.

Replacement of sidewalk shall be of the width and thickness as noted on the Schedule of Quantities and as

Village of Downers Grove – 2019 Resurfacing (B)

directed by the Engineer. Thickness of the proposed sidewalk shall generally be (5") five inch for standard or courtesy walks, (6") six inch for full width across residential drives, and (8") eight inch for full width across commercial drives.

Placement of P.C.C. sidewalk shall include the excavation for and placement of four inches (4") of Type B, CA-6, compacted aggregate base, the (3/4") three-quarter inch scoring of contraction joints (5') five feet on center, the placing of (1/2") one-half inch premolded expansion joints where new concrete abuts existing concrete and/or at (50') fifty feet on center and/or at the end of a pour. This work shall also include the adjustment to proper grade of all water valve or utility boxes encountered.

Replacement of sidewalk shall include the application of membrane curing compound, Type III, in accordance with Articles 1020.13 and 1022.01 of the Standard Specifications unless otherwise directed by the Engineer.

At those locations where existing street configuration does not contain curb and gutter, it is necessary to end construction of new sidewalk with a minimum of two (2) feet separation from the existing or proposed edge of pavement. At these locations, a HMA transition sidewalk shall be constructed between the concrete sidewalk and the edge of pavement.

Construction of the transition sidewalk shall include excavation as necessary for the full width of the concrete sidewalk, placement and compaction of the four inches (4") of Type B, CA-6 aggregate base, and the placement and compaction of 5 inches (5") of Hot-Mix Asphalt Surface, Mixture D, N50 (IL 9.5) per the applicable portions of Sec. 442 of the Standard Specifications. Asphalt to be placed in compacted layers not to exceed four inches (4").

Hot-Mix Asphalt Binder Course, IL-19.0, N50 may be utilized for the bottom courses, but in all cases the top course shall be a minimum 1 ½ inch lift of the HMA Surface noted above.

For those locations as noted on the Schedule of Quantities or as designated by the Engineer for Detectable Warnings, work shall be completed in accordance with Section 424 of the SSRBC and the Standards included in the details regarding curb ramps with detectable warnings and as amended herein.

Detectable Warnings will NOT include any placement of full depth red dyed concrete or other on-site fabrication such as stamping or molding the fresh concrete with coloring added to the surface of the concrete.

Detectable Warnings shall be limited to inserts meeting the requirements of the ADAAG and subject to approval by the Village.

Color of detectable warnings shall be brick red. The area of red detectable warning shall be protected from overspray during the application of Type III membrane curing compound.

If replacement of sidewalk takes place prior to April 15, or after November 1, all sidewalk shall be properly cured and that followed by the application of protective coat in accordance with Article 420.18 of the Standard Specifications.

Basis of Payment: This work shall be paid for at the contract unit price per Square Foot for PORTLAND CEMENT CONCRETE SIDEWALK REMOVAL and for PORTLAND CEMENT CONCRETE

Village of Downers Grove – 2019 Resurfacing (B)

SIDEWALK, 5" or PORTLAND CEMENT CONCRETE SIDEWALK, 6" or PORTLAND CEMENT CONCRETE SIDEWALK, 8" which price shall be payment in full for the work as specified herein except for Detectable Warnings which shall be paid for separately.

Detectable warnings shall be paid for at the contract unit price per Square Foot for DETECTABLE WARNINGS which price shall be in addition to the cost for placement of the 5" sidewalk at the curb ramp.

14 PARKWAY RESTORATION

Description: This item shall be done in accordance with the applicable portions of Sec. 252 of the Standard Specifications and the following provisions.

As contract work progresses through the Village, parkway restoration work shall commence in a timely manner in areas where permanent placement of new curb and gutter, driveways, sidewalks, etc., has been completed. **Parkway restoration including sod placement shall be completed on a street within 7 calendar days of final surface course placement.** Under no circumstances shall the Contractor prolong final grading, shaping and sod placement so that the entire project can be permanently restored at the same time.

This work shall consist of the excavation, topsoiling and sodding from a minimum of one and one-half (1-1/2) feet to a maximum of three (3) feet behind or adjacent to all curbs, sidewalks and driveways removed and replaced during the course of construction or as directed by the Engineer. Restoration will also be performed on areas disturbed by storm sewer or culvert construction.

A number of locations may require extensive excavation or regrading of the parkway due to alignment change necessary to bring corner sidewalk ramps within ADA compliance.

All topsoil to be used for parkway restoration shall be obtained from outside the limits of this improvement, transported to the site and placed at required locations to a minimum depth of 4". All materials shall meet the requirements of Art. 1081.05 of the Standard Specifications. All placement of topsoil shall meet the requirements of Sec. 211 of the Standard Specifications.

All sod shall be an approved grass that is native to the locality of work meeting the requirements of Art. 1081.03 of the Standard Specifications. All placement of sod shall meet the requirements of Sec. 252 of the Standard Specifications.

For that period prior to full parkway restoration, the Contractor shall backfill and grade all disturbed areas so as to insure the safety of the general public. **All voids / open excavations remaining adjacent to newly constructed curb and gutter, sidewalks, driveways, etc., shall be properly backfilled, compacted and graded within 5 calendar days of their completion.**

Backfill shall be compacted by mechanical and/or hand methods so future consolidation / settlement does not occur. Parkways shall be left in a safe, clean and usable condition conducive to foot traffic and to the satisfaction of the Village. The Contractor shall protect these unfinished areas against erosion and work to keep them weed free. Erosion control work such as placement of temporary seed or erosion control blanket, including their removal and redressing of the disturbed areas, shall not be paid for separately but shall be considered incidental to the cost of PARKWAY RESTORATION.

Village of Downers Grove – 2019 Resurfacing (B)

Basis of Payment: This work shall be paid for at the contract unit price per Square Yard for PARKWAY RESTORATION which price shall be payment in full for any excavation and grading necessary, the furnishing, transporting and placement of all topsoil and sod and the full watering of sod. Unless otherwise directed by the Engineer, restoration of disturbed parkways more than three (3) feet behind the back of curb or more than three (3) feet adjacent to newly constructed driveway or sidewalk or more than six (6) feet either side of the newly placed storm sewer or pipe culvert will not be paid for separately but shall be considered incidental to the contract.

15 HOT-MIX ASPHALT DRIVEWAY

Description: This work shall consist of the removal and replacement of asphalt driveways at locations indicated on the plans and/or as required by the Engineer.

The replacement of the driveways shall consist of preparing a subgrade at all required locations, shaping of slopes adjacent to the driveways, the placement and compacting of six inches of CA-6 Aggregate Base, and the placement and compacting of three inches (3") of Hot-Mix Asphalt Surface, Mixture D, N50 (IL 9.5).

At locations noted on Schedule of Quantities, asphalt driveways shall be replaced with the six inches of CA-6 aggregate base along with eight inches (8") of Hot-Mix Asphalt comprised of six inches (6") of Hot-Mix Asphalt Binder, IL-19.0, N50 and finished with a minimum of two inches (2") of Hot-Mix Asphalt Surface, Mixture D, N50 (IL 9.5). Asphalt to be placed in compacted layers not to exceed four inches (4").

This work shall also include the adjustment to proper grade of all water valve or utility boxes encountered.

Where the edges of the new driveway pavement are exposed adjacent to the parkway, the edges shall have a neat forty-five (45) degree angle bevel shaped, compacted and tamped tight by mechanical and/or hand methods.

The locations at which this work will be measured for payment will consist of only those areas bounded by combination concrete curb and gutter. Those areas where the surface course of the pavement flares into existing driveways beyond the limits of the fully improved areas will not be included for payment.

Basis of Payment: This work will be paid for at the contract unit price per Square Yard for HOT-MIX ASPHALT DRIVEWAY REMOVAL and for HOT-MIX ASPHALT DRIVEWAY PAVEMENT, 3" or HOT-MIX ASPHALT DRIVEWAY PAVEMENT, 8" which price shall be payment in full for all work as specified herein.

16 PORTLAND CEMENT CONCRETE DRIVEWAY

Description: This work shall consist of the removal and replacement of concrete driveways in accordance with the applicable parts of Sec. 423 of the SSRBC except as amended herein.

This work shall include the placement of three-quarter inch (3/4") premolded expansion joint filler, for the full depth of the driveway pavement, where new concrete abuts existing concrete or as directed by the Engineer.

This work shall also include the adjustment to proper grade of all water valve or private utility boxes

Village of Downers Grove – 2019 Resurfacing (B)

encountered.

Replacement of the driveways shall include the application of membrane curing compound, Type III, in accordance with Articles 1020.13 and 1022.01 of the SSRBC, unless otherwise directed by the Engineer. If replacement of the driveways takes place prior to April 15, or after November 1, the driveway shall be properly cured and that followed by the application of protective coat in accordance with Article 420.18 of the Standard Specifications.

Basis of Payment: This work will be paid for at the contract unit price per Square Yard for PORTLAND CEMENT CONCRETE DRIVEWAY REMOVAL and for PORTLAND CEMENT CONCRETE DRIVEWAY PAVEMENT, 6" which price will be payment in full for all work as specified herein.

17 DECORATIVE PAVER DRIVEWAY OR SIDEWALK REMOVAL & REPLACEMENT

Description: This work shall consist of removal and replacement of existing decorative concrete or brick paver driveways or sidewalks per the applicable portions of Check Sheet LRS 14 of the SSRBC except as amended herein.

At those locations noted on the plans or as directed by the Engineer, the Contractor shall remove existing decorative pavers in such a manner so that no damage occurs to the pavers and with full intent to reuse said paver blocks. Any decorative paver block damaged to an extent that it may not be reused as part of the final pavement, sidewalk or driveway shall be replaced in kind by the Contractor at no additional cost to the Village.

Extent of existing paver removal shall be at the direction of the Engineer. This removal will only be that amount necessary to construct the new curb and gutter or other appurtenance, and replace the decorative pavers to an acceptable grade and appearance.

At those locations where it is determined that an existing bituminous base warrants removal and replacement or repair, this portion of the work would be performed and measured for payment per the special provision for CLASS D PATCHING, of the necessary thickness.

Basis of Payment: This work shall be paid for at the contract unit price per Square Yard for DECORATIVE PAVER DRIVEWAY REMOVAL AND REPLACEMENT or DECORATIVE PAVER SIDEWALK REMOVAL AND REPLACEMENT, which price shall be payment in full for all materials and work as specified herein.

18 MANHOLE AND INLET CONSTRUCTION

Description: This work shall consist of the construction of precast concrete drainage structures of the size and type shown on the plans or specified by the Engineer. Included in the contract unit price shall be all excavation, bedding, backfilling and reconnection of all existing inlet and outlet pipe. For all new structures backfill materials shall be mechanically compacted SELECTED GRANULAR BACKFILL placed per the special provision elsewhere in these documents.

All structures in excess of four feet in depth shall be equipped with cast iron steps meeting the standards of ASTM A48. Precast sections shall conform to ASTM C 478 and shall be substantially free from fractures, large or deep cracks and surface roughness. Joints between precast sections shall be designed for rubber

Village of Downers Grove – 2019 Resurfacing (B)

gaskets or bituminous mastic material.

Adequate foundation for all structures shall be obtained by removal and replacement of unsuitable materials with well graded granular material; or by tightening with coarse ballast rock, or by such other means as provided for foundation preparation of the connected sewers.

Precast base sections, risers and bottoms, shall be one piece and shall be placed on a well graded granular bedding of not less than two (2) inches in thickness. The bedding course shall be firmly tamped and made smooth and level to assure uniform contact and support of the precast element.

All lift holes shall be completely filled with mortar to ensure water tightness.

Castings shall be set in full mortar or bituminous mastic beds. The adjustment of the casting to the required final grade shall be made with precast concrete adjusting rings set in full mortar or bituminous mastic beds. Maximum adjustment with rings shall be twelve (12) inches. Brick, concrete block, or wooden shims will not be permitted.

In pavements, frames and grates or lids shall be heavy duty.

Basis of Payment: This work shall be paid for at the contract unit price Each for INLET, TYPE A, 24" WITH NEW FRAME AND GRATE (TYPE SPECIFIED) or INLET, TYPE B, 36" WITH SALVAGED FRAME AND GRATE which price shall be payment in full for all labor and materials specified herein including SELECTED GRANULAR BACKFILL.

19 SELECTED GRANULAR BACKFILL

Description: All trenches and excavations beneath pavements and driveways, as shown on the plans or as directed by the Engineer in the field, will require SELECTED GRANULAR BACKFILL.

Such material shall meet the applicable requirements of Section 1004 of the SSRBC, except as amended herein. Except for the capping aggregate, the material will meet the gradation for CA-7, CA-11 or the gradation commonly known as ¾" chip.

Backfill shall be placed in maximum 12" lifts and compacted by vibrating plate or other mechanical compacting device in a manner consistent with the Standard Specifications, to ensure that no future settlement occurs.

All backfilling shall be done in accordance with Section 20-2.21 of the Standard Specifications for Water and Sewer Main Construction in Illinois. Specifically, all trenches and excavations other than those shown on the plans or designated by the Engineer to receive SELECTED GRANULAR BACKFILL shall be backfilled by any acceptable method which will not dislodge or damage the pipe, or cause bridging action in the trench. After SELECTED GRANULAR BACKFILL is placed as haunching to one-half pipe outside diameter, spoil material may be used as backfill in turf areas.

All backfilling, including granular bedding and backfill of approved excavated material, and placement and compaction of SELECTED GRANULAR BACKFILL around new or reconstructed storm sewer or structures shall be considered incidental to the contract.

Village of Downers Grove – 2019 Resurfacing (B)

When Select Backfill is placed to the existing surface elevation and used as a temporary driving or walking surface, this item shall also include the maintenance of trench surface in a safe and usable condition, satisfactory to the engineer, until the permanent proposed pavement or walkway is completed.

This item also includes the disposal of the surplus excavated material that is replaced by selected granular backfill. Any material meeting the aforementioned gradation that has been excavated from the trenches may be used for backfilling the trenches. However, no compensation will be allowed as selected granular backfill for the portion of the trench backfilled with excavated material.

Basis of Payment: All work to backfill around new and reconstructed storm sewer or structures with SELECTED GRANULAR BACKFILL shall be considered Incidental to each respective pay item and will not be paid for separately.

20 EROSION, SEDIMENTATION AND DUST CONTROL

Description: Throughout each and every phase of the project, all downstream ditches and storm sewers shall be protected from the run-off of roadway surfaces, excavations, and other construction activities generating the movement of dirt, mud, dust and debris. This work shall consist of constructing temporary erosion and sedimentation control systems as shown on the plans or as directed by the Engineer. The work shall be placed by methods and with materials in accordance with Sections 280, 1080 and 1081 of the SSRBC, except as amended herein.

All roadway surfaces shall be kept free of dirt, mud, dust and debris of any kind at all times through all phases of the project. All downstream ditches shall be protected from erosion and sedimentation by the installation of silt fence ditch checks; straw bales shall not be used. Piles of excavated material and/or trench backfill material, allowed to be in place in excess of three days, shall be protected against erosion and sedimentation runoff by use of silt fence or sediment filter logs. Storm sewer inlet structures or manholes shall be protected by temporary placement of geotextile fabric, filter baskets, or solid lids, as authorized in the field by the Engineer.

Dirt, mud, dust and debris of any kind shall be removed from the roadway surface to the satisfaction of the Engineer by any one or combination of the following: approved mechanical sweeping equipment, manual labor, or other approved techniques.

Erosion and sedimentation control measures as indicated in the Erosion Control Plan, or as directed by the Engineer shall be installed on the project site prior to beginning any construction activities which will potentially create conditions subject to erosion. Erosion control devices shall be in place and approved by the Engineer as to proper placement and installation prior to beginning other work. Erosion control protection for Contractor equipment storage sites, plant sites, and other sites shall be installed by the Contractor and approved by the Engineer prior to beginning construction activities at each site.

On those streets designated for Aggregate Base Repair and Preparation of Aggregate Base, dust control shall include the application of water to the existing aggregate base, as conditions warrant, by water truck or other approved method. Unless otherwise directed by the Engineer, during dry periods between rains, a minimum of two applications per day will be necessary.

Village of Downers Grove – 2019 Resurfacing (B)

Temporary or permanent storage in the flood plain of the following are prohibited unless elevated or flood proofed to one foot above the base flood elevation:

- Items susceptible to flood damage; or
- Unsecured buoyant materials or materials that may cause off-site damage including bulky materials, flammable liquids, chemicals, explosives, pollutants, or other hazardous materials; or
- Landscape waste.

Silt Fence Placement, maintenance, and removal of silt fence at areas designated by the Engineer. The work shall be placed by methods and materials in accordance with Sections 280 and 1080 of the SSRBC, except as amended herein.

Erosion Barrier, Special Placement, maintenance, and removal of EROSION BARRIER, SPECIAL shall be by methods and materials in accordance with applicable portions of Sections 280, 1080 and 1081 of the SSRBC, except as amended herein.

Barrier shall be placed approximately two (2 ft) +/- off edge of existing pavement or sidewalks being repaired at those locations noted on the schedule of quantities or as designated by the Engineer.

Barrier shall consist of a combination of two (2) excelsior logs or sediment filter logs staked immediately adjacent and parallel to each other. Barrier is intended to protect more sensitive wetland vegetation and turf areas from runoff and any and all workers and equipment during the duration of the improvements. All contract work near these designated sections shall take place outside the EROSION BARRIER, SPECIAL.

21 HOT-MIX ASPHALT BINDER AND SURFACE COURSE

This item shall be done in accordance with all applicable parts of Sections 406 and 1030 of the SSRBC, the included D-1 and BDE Specifications, and included mix table.

All preparation of the existing base shall be considered incidental to its respective pay item. This shall include but not be limited to cleaning cracks with an air compressor or other approved method prior to placement of mixture for cracks, joints and flangeways.

The target value for the air voids of the Hot-Mix Asphalt Surface Course, Mix D, N50 shall be 3.5% at the design number of gyrations.

Basis of Payment: The HMA surfacing shall be paid for at the contract unit price per Ton for LEVELING BINDER (MACHINE METHOD), N50, and HOT-MIX ASPHALT SURFACE COURSE, MIX D, N50.

22 IEPA CLEAN CONSTRUCTION AND DEMOLITION DEBRIS

Description: If construction activities will result in removal and disposal of excavation spoils, per Illinois Public Act 96-1416 and the Illinois Environmental Protection Agency, soil sampling and analysis, along with certification from a licensed professional engineer (PE) or licensed professional geologist (PG) that the soil is uncontaminated, will be required prior to clean construction and demolition debris (CCDD)

Village of Downers Grove – 2019 Resurfacing (B)

facility acceptance. However, if the subject property has never been used for industrial or commercial purposes, and is not adjacent to Potentially Impacted Properties (PIP's), then the site owner or operator may certify that the soil is uncontaminated by use of IEPA form LPC-662.

To facilitate meeting the above requirements, the Village will supply a signed LPC-663 or LPC-662 form. Neither the LPC-663/662, nor the report shall be considered a guarantee that excavated material shall meet the requirements of Illinois Public Act 96-1416, and the Contractor shall be responsible for satisfactory removal and disposal of all material as specified herein. No additional environmental testing of the existing on-site material may be performed without prior written permission from the Engineer. In the event that Contractor performs any additional testing without the written permission of the Engineer, Contractor will be required to properly and legally dispose of all material from the project site, regardless of its suitability for disposal in a CCDD facility, at his own expense, without any additional payment for testing, hauling and disposal as specified below.

The Village anticipates that one or more of the following CCDD facilities will accept material from this project:

- Reliable Lyons CCDD, 4226 Lawndale Ave, Lyons, IL 60534
- Hanson Material Service, 125 N Independence Blvd Romeoville, IL 60446
- Bluff City Materials, 1245 Gifford Rd, Elgin, IL 60120
- Vulcan Materials, 5500 Joliet Rd, McCook, IL 60525

Contractor shall consult with these facilities prior to submitting a bid for this project. Contractor shall base his bid on hauling all CCDD generated by this project to these facilities. No additional compensation will be allowed for hauling to any other facilities, for any reason, unless none of the above listed facilities will accept the material. If an alternate facility was approved by the Village prior to bid submittal, and that facility will no longer accept the material, the facilities listed above shall be used by the Contractor at no additional cost to the Village, unless none of the above facilities will accept the material. In the case where neither any of the above listed facilities, nor a pre-approved alternate facility, will accept the material, the Village and Contractor shall attempt to locate an alternate facility, unless the material is classified as unsuitable for disposal in a CCDD facility, in which case it shall be hauled to a landfill and paid for as specified below. Should the Contractor wish to haul material to an alternate facility, the name, location and contact information for the proposed facility shall be submitted to the Village for evaluation, a minimum of five (5) calendar days prior to submission of a bid. Any costs associated with additional sampling, analysis, and/or reporting to meet the acceptance requirements of the alternate facility shall be borne by the bidding Contractor and included within the Contractor's bid. By submitting a bid, Contractor agrees that at least one (1) of the above listed facilities, or an alternate facility approved by the Village in writing prior to the submission of the bid, will accept the material and shall be used for disposal of all CCDD from this project, unless otherwise determined to be non-hazardous special waste as specified below. In the event that the Contractor needs to alter the CCDD facility used for placement of excavated material, the Contractor shall notify the Engineer no later than three (3) days in advance of the planned alteration. In no event shall material be hauled to an alternate facility without the written permission of the Engineer.

Construction Requirements: The Contractor shall be responsible for satisfactory removal and disposal of all waste material, asphalt, concrete, stone, dirt, and debris generated or discovered in the course of the work. Removal and disposal of excavation items being disposed of at a clean construction and demolition debris (CCDD) facility shall meet the requirements of Public Act 96-1416. This work shall be incidental and shall not be paid for separately, with the exception of the **ADDITIONAL HAULING SURCHARGE, NON-HAZARDOUS SPECIAL WASTE** as specified below.

Village of Downers Grove – 2019 Resurfacing (B)

The temporary storing of excavated materials within the public right-of-way or project limits shall not be allowed unless approved by the Engineer. It shall be the Contractor's responsibility to find an approved dumpsite for debris and any excavated materials. The Village will not provide one.

The Contractor shall employ a licensed testing firm, as approved by Engineer, to screen each truck-load of material on-site, using a PID or FID field screen or other acceptable method. The PID shall be calibrated on a daily basis. The Contractor shall enter all truck-loads leaving the site into an on-site screening log including, but not limited to, project name, date, time, weather conditions, name of screener, hauling company, truck number, screening method, background PID reading, calibrated PID reading, truck/bucket PID reading, and description of materials screened. Each day prior to the first truck leaving the site, Engineer and Contractor's testing consultant shall agree on the allowable PID reading in accordance with the receiving CCDD facility procedures (typically 0.0 or daily background levels). The receiving CCDD facility may be consulted daily, or periodically, as needed to verify that the appropriate value is being used. If said screen indicates levels that will be unacceptable for disposal at the CCDD facility, the material shall be quarantined on-site for further evaluation. If material is rejected at the CCDD facility, it shall be returned to the project site and quarantined for further evaluation. No additional compensation shall be allowed for returning a rejected load back to the project site, or any other additional hauling, loading, unloading, etc, as may be required. Should it be determined by the Village or Village's agent that the material is not suitable for disposal in a CCDD facility, the Contractor shall be responsible for properly disposing of the material at an acceptable landfill, and providing the Village with all of the proper paperwork to document the material disposal with the IEPA. This work shall be paid for as specified below. If a truck-load is rejected by a CCDD facility after leaving the project site, and said truck-load is not identified in the on-site screening log, the Contractor shall still be required to properly dispose of the material and provide the Village with the necessary documentation, but shall not be additionally compensated as specified below.

All additional work to satisfy these requirements shall be the responsibility of the Contractor. All costs associated with meeting these requirements shall be paid for as specified herein. These costs shall include but are not limited to all required testing, lab analysis, and certification by a licensed professional engineer (PE) or licensed professional geologist (PG), if required, in addition to the cost of additional hauling, dump fees, etc. Payment for this work shall be in addition to payment for EARTH EXCAVATION per the contract unit price. No adjustment to the contract unit price will be allowed due to changes to quantities based on actual field conditions.

Basis of Payment: This work shall be paid for at the contract unit price per Load for **ADDITIONAL HAULING SURCHARGE, NON-HAZARDOUS SPECIAL WASTE**, which price shall be payment in full for the work as specified herein.

ADJUSTMENTS AND RECONSTRUCTIONS

Effective: March 15, 2011

Revise the first paragraph of Article 602.04 to read:

“602.04 Concrete. Cast-in-place concrete for structures shall be constructed of Class SI concrete according to the applicable portions of Section 503. Cast-in-place concrete for pavement patching around adjustments and reconstructions shall be constructed of Class PP-1 concrete, unless otherwise noted in the plans, according to the applicable portions of Section 1020.”

Revise the third, fourth and fifth sentences of the second paragraph of Article 602.11(c) to read:

“Castings shall be set to the finished pavement elevation so that no subsequent adjustment will be necessary, and the space around the casting shall be filled with Class PP-1 concrete, unless otherwise noted in the plans, to the elevation of the surface of the base course or binder course. HMA surface or binder course material shall not be allowed. The pavement may be opened to traffic according to Article 701.17(e)(3)b.”

Revise Article 603.05 to read:

“603.05 Replacement of Existing Flexible Pavement. After the castings have been adjusted, the surrounding space shall be filled with Class PP-1 concrete, unless otherwise noted in the plans, to the elevation of the surface of the base course or binder course. HMA surface or binder course material shall not be allowed. The pavement may be opened to traffic according to Article 701.17(e)(3)b.”

Revise Article 603.06 to read:

“603.06 Replacement of Existing Rigid Pavement. After the castings have been adjusted, the pavement and HMA that was removed, shall be replaced with Class PP-1 concrete, unless otherwise noted in the plans, not less than 9 in. (225 mm) thick. The pavement may be opened to traffic according to Article 701.17(e)(3)b.

The surface of the Class PP concrete shall be constructed flush with the adjacent surface.”

Revise the first sentence of Article 603.07 to read:

“603.07 Protection Under Traffic. After the casting has been adjusted and the Class PP concrete has been placed, the work shall be protected by a barricade and two lights according to Article 701.17(e)(3)b.”

LR 109
Page 1 of 1

State of Illinois
Department of Transportation
Bureau of Local Roads and Streets

SPECIAL PROVISION
FOR
EQUIPMENT RENTAL RATES

Effective: January 1, 2012

All references to Sections or Articles in this specification shall be construed to mean a specific Section or Article of the Standard Specifications for Road and Bridge Construction, adopted by the Department of Transportation.

Replace Article 109.04(b)(4) with the following:

- "(4) Equipment. For any machinery or special equipment (other than small tools) the use of which has been authorized by the Engineer, the Contractor will be paid according to the latest revision of "SCHEDULE OF AVERAGE ANNUAL EQUIPMENT OWNERSHIP EXPENSE" and latest index factor as issued by the Illinois Department of Transportation. The equipment should be of a type and size reasonably required to complete the extra work."

BDE SPECIAL PROVISIONS
For the April 26, 2019 and June 14, 2019 Lettings

The following special provisions indicated by a "check mark" are applicable to this contract and will be included by the Project Coordination and Implementation Section of the BD&E. An * indicates a new or revised special provision for the letting.

File Name	#		Special Provision Title	Effective	Revised
80099	1	<input type="checkbox"/>	Accessible Pedestrian Signals (APS)	April 1, 2003	Jan. 1, 2014
80274	2	<input type="checkbox"/>	Aggregate Subgrade Improvement	April 1, 2012	April 1, 2016
80192	3	<input type="checkbox"/>	Automated Flagger Assistance Device	Jan. 1, 2008	
80173	4	<input type="checkbox"/>	Bituminous Materials Cost Adjustments	Nov. 2, 2006	Aug. 1, 2017
80241	5	<input type="checkbox"/>	Bridge Demolition Debris	July 1, 2009	
50261	6	<input type="checkbox"/>	Building Removal-Case I (Non-Friable and Friable Asbestos)	Sept. 1, 1990	April 1, 2010
50481	7	<input type="checkbox"/>	Building Removal-Case II (Non-Friable Asbestos)	Sept. 1, 1990	April 1, 2010
50491	8	<input type="checkbox"/>	Building Removal-Case III (Friable Asbestos)	Sept. 1, 1990	April 1, 2010
50531	9	<input type="checkbox"/>	Building Removal-Case IV (No Asbestos)	Sept. 1, 1990	April 1, 2010
80404	10	<input type="checkbox"/>	Coarse Aggregate Quality for Micro-Surfacing and Cape Seals	Jan. 1, 2019	
* 80384	11	<input checked="" type="checkbox"/>	Compensable Delay Costs	June 2, 2017	April 1, 2019
80198	12	<input type="checkbox"/>	Completion Date (via calendar days)	April 1, 2008	
80199	13	<input type="checkbox"/>	Completion Date (via calendar days) Plus Working Days	April 1, 2008	
80293	14	<input type="checkbox"/>	Concrete Box Culverts with Skews > 30 Degrees and Design Fills ≤ 5 Feet	April 1, 2012	July 1, 2016
80311	15	<input type="checkbox"/>	Concrete End Sections for Pipe Culverts	Jan. 1, 2013	April 1, 2016
80277	16	<input type="checkbox"/>	Concrete Mix Design – Department Provided	Jan. 1, 2012	April 1, 2016
80261	17	<input checked="" type="checkbox"/>	Construction Air Quality – Diesel Retrofit	June 1, 2010	Nov. 1, 2014
80387	18	<input type="checkbox"/>	Contrast Preformed Plastic Pavement Marking	Nov. 1, 2017	
* 80029	19	<input type="checkbox"/>	Disadvantaged Business Enterprise Participation	Sept. 1, 2000	March 2, 2019
80402	20	<input checked="" type="checkbox"/>	Disposal Fees	Nov. 1, 2018	
80378	21	<input type="checkbox"/>	Dowel Bar Inserter	Jan. 1, 2017	Jan. 1, 2018
80405	22	<input type="checkbox"/>	Elastomeric Bearings	Jan. 1, 2019	
80388	23	<input checked="" type="checkbox"/>	Equipment Parking and Storage	Nov. 1, 2017	
80229	24	<input type="checkbox"/>	Fuel Cost Adjustment	April 1, 2009	Aug. 1, 2017
80304	25	<input type="checkbox"/>	Grooving for Recessed Pavement Markings	Nov. 1, 2012	Nov. 1, 2017
80246	26	<input checked="" type="checkbox"/>	Hot-Mix Asphalt – Density Testing of Longitudinal Joints	Jan. 1, 2010	Aug. 1, 2018
80398	27	<input type="checkbox"/>	Hot-Mix Asphalt – Longitudinal Joint Sealant	Aug. 1, 2018	Jan. 1, 2019
80406	28	<input type="checkbox"/>	Hot-Mix Asphalt – Mixture Design Verification and Production (Modified for I-FIT Projects)	Jan. 1, 2019	
80399	29	<input checked="" type="checkbox"/>	Hot-Mix Asphalt – Oscillatory Roller	Aug. 1, 2018	Nov. 1, 2018
80347	30	<input type="checkbox"/>	Hot-Mix Asphalt – Pay for Performance Using Percent Within Limits – Jobsite Sampling	Nov. 1, 2014	Aug. 1, 2018
80383	31	<input type="checkbox"/>	Hot-Mix Asphalt – Quality Control for Performance	April 1, 2017	Jan. 1, 2019
80376	32	<input checked="" type="checkbox"/>	Hot-Mix Asphalt – Tack Coat	Nov. 1, 2016	
80392	33	<input checked="" type="checkbox"/>	Lights on Barricades	Jan. 1, 2018	
80336	34	<input type="checkbox"/>	Longitudinal Joint and Crack Patching	April 1, 2014	April 1, 2016
* 80411	35	<input type="checkbox"/>	Luminaires, LED	April 1, 2019	
* 80393	36	<input type="checkbox"/>	Manholes, Valve Vaults, and Flat Slab Tops	Jan. 1, 2018	March 1, 2019
80400	37	<input type="checkbox"/>	Mast Arm Assembly and Pole	Aug. 1, 2018	
80045	38	<input type="checkbox"/>	Material Transfer Device	June 15, 1999	Aug. 1, 2014
80394	39	<input type="checkbox"/>	Metal Flared End Section for Pipe Culverts	Jan. 1, 2018	April 1, 2018
80165	40	<input type="checkbox"/>	Moisture Cured Urethane Paint System	Nov. 1, 2006	Jan. 1, 2010
80349	41	<input type="checkbox"/>	Pavement Marking Blackout Tape	Nov. 1, 2014	April 1, 2016
80371	42	<input type="checkbox"/>	Pavement Marking Removal	July 1, 2016	
80390	43	<input checked="" type="checkbox"/>	Payments to Subcontractors	Nov. 2, 2017	
80389	44	<input checked="" type="checkbox"/>	Portland Cement Concrete	Nov. 1, 2017	
80359	45	<input type="checkbox"/>	Portland Cement Concrete Bridge Deck Curing	April 1, 2015	Nov. 1, 2017

80300	46	<input type="checkbox"/>	Preformed Plastic Pavement Marking Type D - Inlaid	April 1, 2012	April 1, 2016
80328	47	<input type="checkbox"/>	Progress Payments	Nov. 2, 2013	
34261	48	<input type="checkbox"/>	Railroad Protective Liability Insurance	Dec. 1, 1986	Jan. 1, 2006
80157	49	<input type="checkbox"/>	Railroad Protective Liability Insurance (5 and 10)	Jan. 1, 2006	
80306	50	<input type="checkbox"/>	Reclaimed Asphalt Pavement (RAP) and Reclaimed Asphalt Shingles (RAS)	Nov. 1, 2012	Jan. 1, 2019
80407	51	<input checked="" type="checkbox"/>	Removal and Disposal of Regulated Substances	Jan. 1, 2019	
80395	52	<input type="checkbox"/>	Sloped Metal End Section for Pipe Culverts	Jan. 1, 2018	
80340	53	<input type="checkbox"/>	Speed Display Trailer	April 2, 2014	Jan. 1, 2017
80127	54	<input type="checkbox"/>	Steel Cost Adjustment	April 2, 2004	Aug. 1, 2017
80408	55	<input type="checkbox"/>	Steel Plate Beam Guardrail Manufacturing	Jan. 1, 2019	
80397	56	<input type="checkbox"/>	Subcontractor and DBE Payment Reporting	April 2, 2018	
* 80391	57	<input checked="" type="checkbox"/>	Subcontractor Mobilization Payments	Nov. 2, 2017	April 1, 2019
80317	58	<input type="checkbox"/>	Surface Testing of Hot-Mix Asphalt Overlays	Jan. 1, 2013	April 1, 2016
80298	59	<input type="checkbox"/>	Temporary Pavement Marking	April 1, 2012	April 1, 2017
20338	60	<input type="checkbox"/>	Training Special Provisions	Oct. 15, 1975	
80403	61	<input type="checkbox"/>	Traffic Barrier Terminal, Type 1 Special	Nov. 1, 2018	
80409	62	<input checked="" type="checkbox"/>	Traffic Control Devices - Cones	Jan. 1, 2019	
80410	63	<input type="checkbox"/>	Traffic Spotters	Jan. 1, 2019	
80318	64	<input type="checkbox"/>	Traversable Pipe Grate for Concrete End Sections	Jan. 1, 2013	Jan. 1, 2018
80288	65	<input checked="" type="checkbox"/>	Warm Mix Asphalt	Jan. 1, 2012	April 1, 2016
80302	66	<input type="checkbox"/>	Weekly DBE Trucking Reports	June 2, 2012	April 2, 2015
80071	67	<input type="checkbox"/>	Working Days	Jan. 1, 2002	

The following special provisions are in the 2019 Supplemental Specifications and Recurring Special Provisions.

<u>File Name</u>	<u>Special Provision Title</u>	<u>New Location(s)</u>	<u>Effective</u>	<u>Revised</u>
80382	Adjusting Frames and Grates	Articles 602.02(s) and (t), 1043.04, and 1043.05	April 1, 2017	
80366	Butt Joints	Article 406.08(c)	July 1, 2016	
80386	Calcium Aluminate Cement for Class PP-5 Concrete Patching	Article 1001.01(e)	Nov. 1, 2017	
80396	Class A and B Patching	Articles 442.06(a)(1) and (2)	Jan. 1, 2018	Nov. 1, 2018
80377	Portable Changeable Message Signs	Articles 701.20(h) and 1106.02(i)	Nov. 1, 2016	April 1, 2017
80385	Portland Cement Concrete Sidewalk	Article 424.12	Aug. 1, 2017	

The following special provision has been deleted from use.

<u>File Name</u>	<u>Special Provision Title</u>	<u>Effective</u>	<u>Revised</u>
80401	Portland Cement Concrete Pavement Connector for Bridge Approach Slab	Aug. 1, 2018	

The following special provisions require additional information from the designer. The additional information needs to be submitted as a separate document. The Project Coordination and Implementation section will then include the information in the applicable special provision.

- Bridge Demolition Debris
- Building Removal - Case I
- Building Removal - Case II
- Building Removal - Case III
- Building Removal-Case IV
- Completion Date
- Completion Date Plus Working Days
- DBE Participation
- Material Transfer Device
- Railroad Protective Liability Insurance
- Training Special Provisions
- Working Days

COMPENSABLE DELAY COSTS (BDE)

Effective: June 2, 2017

Revised: April 1, 2019

Revise Article 107.40(b) of the Standard Specifications to read:

“(b) Compensation. Compensation will not be allowed for delays, inconveniences, or damages sustained by the Contractor from conflicts with facilities not meeting the above definition; or if a conflict with a utility in an unanticipated location does not cause a shutdown of the work or a documentable reduction in the rate of progress exceeding the limits set herein. The provisions of Article 104.03 notwithstanding, compensation for delays caused by a utility in an unanticipated location will be paid according to the provisions of this Article governing minor and major delays or reduced rate of production which are defined as follows.

- (1) Minor Delay. A minor delay occurs when the work in conflict with the utility in an unanticipated location is completely stopped for more than two hours, but not to exceed two weeks.
- (2) Major Delay. A major delay occurs when the work in conflict with the utility in an unanticipated location is completely stopped for more than two weeks.
- (3) Reduced Rate of Production Delay. A reduced rate of production delay occurs when the rate of production on the work in conflict with the utility in an unanticipated location decreases by more than 25 percent and lasts longer than seven calendar days.”

Revise Article 107.40(c) of the Standard Specifications to read:

“(c) Payment. Payment for Minor, Major, and Reduced Rate of Production Delays will be made as follows.

- (1) Minor Delay. Labor idled which cannot be used on other work will be paid for according to Article 109.04(b)(1) and (2) for the time between start of the delay and the minimum remaining hours in the work shift required by the prevailing practice in the area.

Equipment idled which cannot be used on other work, and which is authorized to standby on the project site by the Engineer, will be paid for according to Article 109.04(b)(4).

- (2) Major Delay. Labor will be the same as for a minor delay.

Equipment will be the same as for a minor delay, except Contractor-owned equipment will be limited to two weeks plus the cost of move-out to either the

Contractor's yard or another job and the cost to re-mobilize, whichever is less. Rental equipment may be paid for longer than two weeks provided the Contractor presents adequate support to the Department (including lease agreement) to show retaining equipment on the job is the most economical course to follow and in the public interest.

- (3) Reduced Rate of Production Delay. The Contractor will be compensated for the reduced productivity for labor and equipment time in excess of the 25 percent threshold for that portion of the delay in excess of seven calendar days. Determination of compensation will be in accordance with Article 104.02, except labor and material additives will not be permitted.

Payment for escalated material costs, escalated labor costs, extended project overhead, and extended traffic control will be determined according to Article 109.13."

Revise Article 108.04(b) of the Standard Specifications to read:

- "(b) No working day will be charged under the following conditions.
- (1) When adverse weather prevents work on the controlling item.
 - (2) When job conditions due to recent weather prevent work on the controlling item.
 - (3) When conduct or lack of conduct by the Department or its consultants, representatives, officers, agents, or employees; delay by the Department in making the site available; or delay in furnishing any items required to be furnished to the Contractor by the Department prevents work on the controlling item.
 - (4) When delays caused by utility or railroad adjustments prevent work on the controlling item.
 - (5) When strikes, lock-outs, extraordinary delays in transportation, or inability to procure critical materials prevent work on the controlling item, as long as these delays are not due to any fault of the Contractor.
 - (6) When any condition over which the Contractor has no control prevents work on the controlling item."

Revise Article 109.09(f) of the Standard Specifications to read:

- "(f) Basis of Payment. After resolution of a claim in favor of the Contractor, any adjustment in time required for the work will be made according to Section 108. Any adjustment in the costs to be paid will be made for direct labor, direct materials, direct equipment, direct jobsite overhead, direct offsite overhead, and other direct costs allowed by the resolution. Adjustments in costs will not be made for interest charges, loss of anticipated profit, undocumented loss of efficiency, home office overhead and unabsorbed overhead

other than as allowed by Article 109.13, lost opportunity, preparation of claim expenses and other consequential indirect costs regardless of method of calculation.

The above Basis of Payment is an essential element of the contract and the claim cost recovery of the Contractor shall be so limited.”

Add the following to Section 109 of the Standard Specifications.

“109.13 Payment for Contract Delay. Compensation for escalated material costs, escalated labor costs, extended project overhead, and extended traffic control will be allowed when such costs result from a delay meeting the criteria in the following table.

Contract Type	Cause of Delay	Length of Delay
Working Days	Article 108.04(b)(3) or Article 108.04(b)(4)	No working days have been charged for two consecutive weeks.
Completion Date	Article 108.08(b)(1) or Article 108.08(b)(7)	The Contractor has been granted a minimum two week extension of contract time, according to Article 108.08.

Payment for each of the various costs will be according to the following.

- (a) Escalated Material and/or Labor Costs. When the delay causes work, which would have otherwise been completed, to be done after material and/or labor costs have increased, such increases will be paid. Payment for escalated material costs will be limited to the increased costs substantiated by documentation furnished by the Contractor. Payment for escalated labor costs will be limited to those items in Article 109.04(b)(1) and (2), except the 35 percent and 10 percent additives will not be permitted.
- (b) Extended Project Overhead. For the duration of the delay, payment for extended project overhead will be paid as follows.
 - (1) Direct Jobsite and Offsite Overhead. Payment for documented direct jobsite overhead and documented direct offsite overhead, including onsite supervisory and administrative personnel, will be allowed according to the following table.

Original Contract Amount	Supervisory and Administrative Personnel
Up to \$5,000,000	One Project Superintendent
Over \$ 5,000,000 - up to \$25,000,000	One Project Manager, One Project Superintendent or Engineer, and One Clerk
Over \$25,000,000 - up to \$50,000,000	One Project Manager, One Project Superintendent, One Engineer, and

	One Clerk
Over \$50,000,000	One Project Manager, Two Project Superintendents, One Engineer, and One Clerk

(2) Home Office and Unabsorbed Overhead. Payment for home office and unabsorbed overhead will be calculated as 8 percent of the total delay cost.

(c) Extended Traffic Control. Traffic control required for an extended period of time due to the delay will be paid for according to Article 109.04.

When an extended traffic control adjustment is paid under this provision, an adjusted unit price as provided for in Article 701.20(a) for increase or decrease in the value of work by more than ten percent will not be paid.

Upon payment for a contract delay under this provision, the Contractor shall assign subrogation rights to the Department for the Department's efforts of recovery from any other party for monies paid by the Department as a result of any claim under this provision. The Contractor shall fully cooperate with the Department in its efforts to recover from another party any money paid to the Contractor for delay damages under this provision."

80384

CONSTRUCTION AIR QUALITY – DIESEL RETROFIT (BDE)

Effective: June 1, 2010

Revised: November 1, 2014

The reduction of emissions of particulate matter (PM) for off-road equipment shall be accomplished by installing retrofit emission control devices. The term "equipment" refers to diesel fuel powered devices rated at 50 hp and above, to be used on the jobsite in excess of seven calendar days over the course of the construction period on the jobsite (including rental equipment).

Contractor and subcontractor diesel powered off-road equipment assigned to the contract shall be retrofitted using the phased in approach shown below. Equipment that is of a model year older than the year given for that equipment's respective horsepower range shall be retrofitted:

Effective Dates	Horsepower Range	Model Year
June 1, 2010 ^{1/}	600-749	2002
	750 and up	2006
June 1, 2011 ^{2/}	100-299	2003
	300-599	2001
	600-749	2002
	750 and up	2006
June 1, 2012 ^{2/}	50-99	2004
	100-299	2003
	300-599	2001
	600-749	2002
	750 and up	2006

1/ Effective dates apply to Contractor diesel powered off-road equipment assigned to the contract.

2/ Effective dates apply to Contractor and subcontractor diesel powered off-road equipment assigned to the contract.

The retrofit emission control devices shall achieve a minimum PM emission reduction of 50 percent and shall be:

- a) Included on the U.S. Environmental Protection Agency (USEPA) *Verified Retrofit Technology List* (<http://www.epa.gov/cleandiesel/verification/verif-list.htm>), or verified by the California Air Resources Board (CARB) (<http://www.arb.ca.gov/diesel/verdev/vt/cvt.htm>); or
- b) Retrofitted with a non-verified diesel retrofit emission control device if verified retrofit emission control devices are not available for equipment proposed to be used on the project, and if the Contractor has obtained a performance certification from the retrofit

device manufacturer that the emission control device provides a minimum PM emission reduction of 50 percent.

Note: Large cranes (Crawler mounted cranes) which are responsible for critical lift operations are exempt from installing retrofit emission control devices if such devices adversely affect equipment operation.

Diesel powered off-road equipment with engine ratings of 50 hp and above, which are unable to be retrofitted with verified emission control devices or if performance certifications are not available which will achieve a minimum 50 percent PM reduction, may be granted a waiver by the Department if documentation is provided showing good faith efforts were made by the Contractor to retrofit the equipment.

Construction shall not proceed until the Contractor submits a certified list of the diesel powered off-road equipment that will be used, and as necessary, retrofitted with emission control devices. The list(s) shall include (1) the equipment number, type, make, Contractor/rental company name; and (2) the emission control devices make, model, USEPA or CARB verification number, or performance certification from the retrofit device manufacturer. Equipment reported as fitted with emissions control devices shall be made available to the Engineer for visual inspection of the device installation, prior to being used on the jobsite.

The Contractor shall submit an updated list of retrofitted off-road construction equipment as retrofitted equipment changes or comes on to the jobsite. The addition or deletion of any diesel powered equipment shall be included on the updated list.

If any diesel powered off-road equipment is found to be in non-compliance with any portion of this special provision, the Engineer will issue the Contractor a diesel retrofit deficiency deduction.

Any costs associated with retrofitting any diesel powered off-road equipment with emission control devices shall be considered as included in the contract unit prices bid for the various items of work involved and no additional compensation will be allowed. The Contractor's compliance with this notice and any associated regulations shall not be grounds for a claim.

Diesel Retrofit Deficiency Deduction

When the Engineer determines that a diesel retrofit deficiency exists, a daily monetary deduction will be imposed for each calendar day or fraction thereof the deficiency continues to exist. The calendar day(s) will begin when the time period for correction is exceeded and end with the Engineer's written acceptance of the correction. The daily monetary deduction will be \$1,000.00 for each deficiency identified.

The deficiency will be based on lack of diesel retrofit emissions control.

If a Contractor accumulates three diesel retrofit deficiency deductions for the same piece of equipment in a contract period, the Contractor will be shutdown until the deficiency is corrected.

Such a shutdown will not be grounds for any extension of the contract time, waiver of penalties, or be grounds for any claim.

80261

EQUIPMENT PARKING AND STORAGE (BDE)

Effective: November 1, 2017

Replace the first paragraph of Article 701.11 of the Standard Specifications with the following.

“701.11 Equipment Parking and Storage. During working hours, all vehicles and/or nonoperating equipment which are parked, two hours or less, shall be parked at least 8 ft (2.5 m) from the open traffic lane. For other periods of time during working and for all nonworking hours, all vehicles, materials, and equipment shall be parked or stored as follows.

- (a) When the project has adequate right-of-way, vehicles, materials, and equipment shall be located a minimum of 30 ft (9 m) from the pavement.
- (b) When adequate right-of-way does not exist, vehicles, materials, and equipment shall be located a minimum of 15 ft (4.5 m) from the edge of any pavement open to traffic.
- (c) Behind temporary concrete barrier, vehicles, materials, and equipment shall be located a minimum of 24 in. (600 mm) behind free standing barrier or a minimum of 6 in. (150 mm) behind barrier that is either pinned or restrained according to Article 704.04. The 24 in. or 6 in. measurement shall be from the base of the non-traffic side of the barrier.
- (d) Behind other man-made or natural barriers meeting the approval of the Engineer.”

80388

HOT-MIX ASPHALT - DENSITY TESTING OF LONGITUDINAL JOINTS (BDE)

Effective: January 1, 2010

Revised: August 1, 2018

Description. This work shall consist of testing the density of longitudinal joints as part of the quality control/quality assurance (QC/QA) of hot-mix asphalt (HMA). Work shall be according to Section 1030 of the Standard Specifications except as follows.

Quality Control/Quality Assurance (QC/QA). Delete the second and third sentence of the third paragraph of Article 1030.05(d)(3) of the Standard Specifications.

Add the following paragraphs to the end of Article 1030.05(d)(3) of the Standard Specifications:

“Longitudinal joint density testing shall be performed at each random density test location. Longitudinal joint testing shall be located at a distance equal to the lift thickness or a minimum of 4 in. (100 mm), from each pavement edge. (i.e. for a 5 in. (125 mm) lift the near edge of the density gauge or core barrel shall be within 5 in. (125 mm) from the edge of pavement.) Longitudinal joint density testing shall be performed using either a correlated nuclear gauge or cores.

- a. Confined Edge. Each confined edge density shall be represented by a one-minute nuclear density reading or a core density and shall be included in the average of density readings or core densities taken across the mat which represents the Individual Test.
- b. Unconfined Edge. Each unconfined edge joint density shall be represented by an average of three one-minute density readings or a single core density at the given density test location and shall meet the density requirements specified herein. The three one-minute readings shall be spaced 10 ft (3 m) apart longitudinally along the unconfined pavement edge and centered at the random density test location.

When a longitudinal joint sealant (LJS) is applied, longitudinal joint density testing will not be required on the joint(s) sealed.”

Revise the Density Control Limits table in Article 1030.05(d)(4) of the Standard Specifications to read:

"Mixture Composition	Parameter	Individual Test (includes confined edges)	Unconfined Edge Joint Density Minimum
IL-4.75	Ndesign = 50	93.0 – 97.4% ^{1/}	91.0%
IL-9.5	Ndesign = 90	92.0 – 96.0%	90.0%
IL-9.5, IL-9.5L	Ndesign < 90	92.5 – 97.4%	90.0%
IL-19.0	Ndesign = 90	93.0 – 96.0%	90.0%
IL-19.0, IL-19.0L	Ndesign < 90	93.0 ^{2/} – 97.4%	90.0%

SMA	Ndesign = 50 & 80	93.5 – 97.4%	91.0%”
-----	-------------------	--------------	--------

80246

HOT-MIX ASPHALT – TACK COAT (BDE)

Effective: November 1, 2016

Revise Article 1032.06(a) of the Standard Specifications to read:

“(a) Anionic Emulsified Asphalt. Anionic emulsified asphalts shall be according to AASHTO M 140. SS-1h emulsions used as a tack coat shall have the cement mixing test waived.”

80376

LIGHTS ON BARRICADES (BDE)

Effective: January 1, 2018

Revise Article 701.16 of the Standard Specifications to read:

“701.16 Lights. Lights shall be used on devices as required in the plans, the traffic control plan, and the following table.

Circumstance	Lights Required
Daylight operations	None
First two warning signs on each approach to the work involving a nighttime lane closure and “ROUGH GROOVED SURFACE” (W8-I107) signs	Flashing mono-directional lights
Devices delineating isolated obstacles, excavations, or hazards at night (Does not apply to patching)	Flashing bi-directional lights
Devices delineating obstacles, excavations, or hazards exceeding 100 ft (30 m) in length at night (Does not apply to widening)	Steady burn bi-directional lights
Channelizing devices for nighttime lane closures on two-lane roads	None
Channelizing devices for nighttime lane closures on multi-lane roads	None
Channelizing devices for nighttime lane closures on multi-lane roads separating opposing directions of traffic	None
Channelizing devices for nighttime along lane shifts on multilane roads	Steady burn mono-directional lights
Channelizing devices for night time along lane shifts on two lane roads	Steady burn bi-directional lights
Devices in nighttime lane closure tapers on Standards 701316 and 701321	Steady burn bi-directional lights
Devices in nighttime lane closure tapers	Steady burn mono-directional lights
Devices delineating a widening trench	None
Devices delineating patches at night on roadways with an ADT less than 25,000	None
Devices delineating patches at night on roadways with an ADT of 25,000 or more	None

Batteries for the lights shall be replaced on a group basis at such times as may be specified by the Engineer.”

Delete the fourth sentence of the first paragraph of Article 701.17(c)(2) of the Standard Specifications.

Revise the first paragraph of Article 603.07 of the Standard Specifications to read:

“603.07 Protection Under Traffic. After the casting has been adjusted and Class SI concrete has been placed, the work shall be protected by a barricade for at least 72 hours.”

80392

PAYMENTS TO SUBCONTRACTORS (BDE)

Effective: November 2, 2017

Add the following to the end of the fourth paragraph of Article 109.11 of the Standard Specifications:

"If reasonable cause is asserted, written notice shall be provided to the applicable subcontractor and/or material supplier and the Engineer within five days of the Contractor receiving payment. The written notice shall identify the contract number, the subcontract or material purchase agreement, a detailed reason for refusal, the value of payment being withheld, and the specific remedial actions required of the subcontractor and/or material supplier so that payment can be made."

80390

PORTLAND CEMENT CONCRETE (BDE)

Effective: November 1, 2017

Revise the Air Content % of Class PP Concrete in Table 1 Classes of Concrete and Mix Design Criteria in Article 1020.04 of the Standard Specifications to read:

"TABLE 1. CLASSES OF CONCRETE AND MIX DESIGN CRITERIA		
Class of Conc.	Use	Air Content %
PP	Pavement Patching	4.0 - 8.0"
	Bridge Deck Patching (10)	
	PP-1	
	PP-2	
	PP-3	
	PP-4	
PP-5		

Revise Note (4) at the end of Table 1 Classes of Concrete and Mix Design Criteria in Article 1020.04 of the Standard Specifications to read:

"(4) For all classes of concrete, the maximum slump may be increased to 7 in (175 mm) when a high range water-reducing admixture is used. For Class SC, the maximum slump may be increased to 8 in. (200 mm). For Class PS, the maximum slump may be increased to 8 1/2 in. (215 mm) if the high range water-reducing admixture is the polycarboxylate type."

80389

SUBCONTRACTOR MOBILIZATION PAYMENTS (BDE)

Effective: November 2, 2017

Revised: April 1, 2019

Replace the second paragraph of Article 109.12 of the Standard Specifications with the following:

“This mobilization payment shall be made at least seven days prior to the subcontractor starting work. The amount paid shall be at the following percentage of the amount of the subcontract reported on form BC 260A submitted for the approval of the subcontractor’s work.

Value of Subcontract Reported on Form BC 260A	Mobilization Percentage
Less than \$10,000	25%
\$10,000 to less than \$20,000	20%
\$20,000 to less than \$40,000	18%
\$40,000 to less than \$60,000	16%
\$60,000 to less than \$80,000	14%
\$80,000 to less than \$100,000	12%
\$100,000 to less than \$250,000	10%
\$250,000 to less than \$500,000	9%
\$500,000 to \$750,000	8%
Over \$750,000	7%”

80391

WARM MIX ASPHALT (BDE)

Effective: January 1, 2012

Revised: April 1, 2016

Description. This work shall consist of designing, producing and constructing Warm Mix Asphalt (WMA) in lieu of Hot Mix Asphalt (HMA) at the Contractor's option. Work shall be according to Sections 406, 407, 408, 1030, and 1102 of the Standard Specifications, except as modified herein. In addition, any references to HMA in the Standard Specifications, or the special provisions shall be construed to include WMA.

WMA is an asphalt mixture which can be produced at temperatures lower than allowed for HMA utilizing approved WMA technologies. WMA technologies are defined as the use of additives or processes which allow a reduction in the temperatures at which HMA mixes are produced and placed. WMA is produced by the use of additives, a water foaming process, or combination of both. Additives include minerals, chemicals or organics incorporated into the asphalt binder stream in a dedicated delivery system. The process of foaming injects water into the asphalt binder stream, just prior to incorporation of the asphalt binder with the aggregate.

Approved WMA technologies may also be used in HMA provided all the requirements specified herein, with the exception of temperature, are met. However, asphalt mixtures produced at temperatures in excess of 275 °F (135 °C) will not be considered WMA when determining the grade reduction of the virgin asphalt binder grade.

Equipment.

Revise the first paragraph of Article 1102.01 of the Standard Specifications to read:

"1102.01 Hot-Mix Asphalt Plant. The hot-mix asphalt (HMA) plant shall be the batch-type, continuous-type, or dryer drum plant. The plants shall be evaluated for prequalification rating and approval to produce HMA according to the current Bureau of Materials and Physical Research Policy Memorandum, "Approval of Hot-Mix Asphalt Plants and Equipment". Once approved, the Contractor shall notify the Bureau of Materials and Physical Research to obtain approval of all plant modifications. The plants shall not be used to produce mixtures concurrently for more than one project or for private work unless permission is granted in writing by the Engineer. The plant units shall be so designed, coordinated and operated that they will function properly and produce HMA having uniform temperatures and compositions within the tolerances specified. The plant units shall meet the following requirements."

Add the following to Article 1102.01(a) of the Standard Specifications.

"(11) Equipment for Warm Mix Technologies.

- a. Foaming. Metering equipment for foamed asphalt shall have an accuracy of ± 2 percent of the actual water metered. The foaming control system shall be electronically interfaced with the asphalt binder meter.

- b. Additives. Additives shall be introduced into the plant according to the supplier's recommendations and shall be approved by the Engineer. The system for introducing the WMA additive shall be interlocked with the aggregate feed or weigh system to maintain correct proportions for all rates of production and batch sizes."

Mix Design Verification.

Add the following to Article 1030.04 of the Standard Specifications.

"(e) Warm Mix Technologies.

- (1) Foaming. WMA mix design verification will not be required when foaming technology is used alone (without WMA additives). However, the foaming technology shall only be used on HMA designs previously approved by the Department.
- (2) Additives. WMA mix designs utilizing additives shall be submitted to the Engineer for mix design verification."

Construction Requirements.

Revise the second paragraph of Article 406.06(b)(1) of the Standard Specifications to read:

"The HMA shall be delivered at a temperature of 250 to 350 °F (120 to 175 °C).
WMA shall be delivered at a minimum temperature of 215 °F (102 °C)."

Basis of Payment.

This work will be paid at the contract unit price bid for the HMA pay items involved. Anti-strip will not be paid for separately, but shall be considered as included in the cost of the work.

80288

HMA MIXTURE DESIGN REQUIREMENTS (D-1)

Effective: January 1, 2013

Revised: January 1, 2018

1) Design Composition and Volumetric Requirements

Revise the table in Article 406.06(d) of the Standard Specifications to read:

"MINIMUM COMPACTED LIFT THICKNESS	
Mixture Composition	Thickness, in. (mm)
IL-4.75	3/4 (19)
SMA-9.5, IL-9.5, IL-9.5L	1 1/2 (38)
SMA-12.5	2 (50)
IL-19.0, IL-19.0L	2 1/4 (57)"

Revise the table in Article 1004.03(c) of the Standard Specifications to read:

"Use	Size/Application	Gradation No.
Class A-1, 2, & 3	3/8 in. (10 mm) Seal	CA 16
Class A-1	1/2 in. (13 mm) Seal	CA 15
Class A-2 & 3	Cover	CA 14
HMA High ESAL	IL-19.0 IL-9.5	CA 11 ^{1/} CA 16, CA 13 ^{3/}
HMA Low ESAL	IL-19.0L IL-9.5L Stabilized Subbase or Shoulders	CA 11 ^{1/} CA 16
SMA ^{2/}	1/2 in. (12.5mm) Binder & Surface IL 9.5 Surface	CA13 ^{3/} , CA14 or CA16 CA16, CA 13 ^{3/}

1/ CA 16 or CA 13 may be blended with the gradations listed.

2/ The coarse aggregates used shall be capable of being combined with stone sand, slag sand, or steel slag sand meeting the FA/FM 20 gradation and mineral filler to meet the approved mix design and the mix requirements noted herein.

3/ CA 13 shall be 100 percent passing the 1/2 in. (12.5mm) sieve.

Revise Article 1004.03(e) of the Supplemental Specifications to read:

"(e) Absorption. For SMA the coarse aggregate shall also have water absorption ≤ 2.0 percent."

Revise the last paragraph of Article 1102.01 (a) (5) of the Standard Specifications to read:

“IL-4.75 and Stone Matrix Asphalt (SMA) mixtures which contain aggregate having absorptions greater than or equal to 2.0 percent, or which contain steel slag sand, shall have minimum surge bin storage plus haul time of 1.5 hours.”

Revise the nomenclature table in Article 1030.01 of the Standard Specifications to read:

“High ESAL	IL-19.0 binder; IL-9.5 surface; IL-4.75; SMA-12.5, SMA-9.5
Low ESAL	IL-19.0L binder; IL-9.5L surface; Stabilized Subbase (HMA) ^{1/} ; HMA Shoulders ^{2/}

1/ Uses 19.0L binder mix.

2/ Uses 19.0L for lower lifts and 9.5L for surface lift.”

Revise Article 1030.02 of the Standard Specifications and Supplemental Specifications to read:

“**1030.02 Materials.** Materials shall be according to the following.

Item	Article/Section
(a) Coarse Aggregate	1004.03
(b) Fine Aggregate	1003.03
(c) RAP Material	1031
(d) Mineral Filler	1011
(e) Hydrated Lime	1012.01
(f) Slaked Quicklime (Note 1)	
(g) Performance Graded Asphalt Binder (Note 2)	1032
(h) Fibers (Note 3)	
(i) Warm Mix Asphalt (WMA) Technologies (Note 4)	

Note 1. Slaked quicklime shall be according to ASTM C 5.

Note 2. The asphalt binder shall be an SBS PG 76-28 when the SMA is used on a full-depth asphalt pavement and SBS PG 76-22 when used as an overlay, except where modified herein. The asphalt binder shall be an Elvaloy or SBS PG 76-22 for IL-4.75, except where modified herein. The elastic recovery shall be a minimum of 80.

Note 3. A stabilizing additive such as cellulose or mineral fiber shall be added to the SMA mixture according to Illinois Modified AASHTO M 325. The stabilizing additive shall meet the Fiber Quality Requirements listed in Illinois Modified AASHTO M 325. Prior to approval and use of fibers, the Contractor shall submit a notarized certification by the producer of these materials stating they meet these requirements. Reclaimed Asphalt Shingles (RAS) may be used in Stone Matrix Asphalt (SMA) mixtures designed with an SBA polymer modifier as a fiber additive if the mix design with RAS included meets AASHTO T305 requirements. The RAS shall be from a certified source that

produces either Type I or Type 2. Material shall meet requirements noted herein and the actual dosage rate will be determined by the Engineer.

Note 4. Warm mix additives or foaming processes shall be selected from the current Bureau of Materials and Physical Research Approved List, "Warm Mix Asphalt Technologies".

Revise Article 1030.04(a)(1) of the Standard Specifications and the Supplemental Specifications to read:

"(1) High ESAL Mixtures. The Job Mix Formula (JMF) shall fall within the following limits.

High ESAL, MIXTURE COMPOSITION (% PASSING) ^{1/}										
Sieve Size	IL-19.0 mm		SMA ^{4/} IL-12.5 mm		SMA ^{4/} IL-9.5 mm		IL-9.5 mm		IL-4.75 mm	
	min	max	min	max	min	max	min	max	min	max
1 1/2 in. (37.5 mm)										
1 in. (25 mm)		100								
3/4 in. (19 mm)	90	100		100						
1/2 in. (12.5 mm)	75	89	80	100		100		100		100
3/8 in. (9.5 mm)				65	90	100	90	100		100
#4 (4.75 mm)	40	60	20	30	36	50	34	69	90	100
#8 (2.36 mm)	20	42	16	24 ^{5/}	16	32 ^{5/}	34 ^{6/}	52 ^{2/}	70	90
#16 (1.18 mm)	15	30					10	32	50	65
#30 (600 μm)			12	16	12	18				
#50 (300 μm)	6	15					4	15	15	30
#100 (150 μm)	4	9					3	10	10	18
#200 (75 μm)	3	6	7.0	9.0 ^{3/}	7.5	9.5 ^{3/}	4	6	7	9 ^{3/}
Ratio Dust/Asphalt Binder		1.0		1.5		1.5		1.0		1.0

- 1/ Based on percent of total aggregate weight.
- 2/ The mixture composition shall not exceed 44 percent passing the #8 (2.36 mm) sieve for surface courses with Ndesign = 90.
- 3/ Additional minus No. 200 (0.075 mm) material required by the mix design shall be mineral filler, unless otherwise approved by the Engineer.
- 4/ The maximum percent passing the #635 (20 μm) sieve shall be ≤ 3 percent.

- 5/ When establishing the Adjusted Job Mix Formula (AJMF) the percent passing the #8 (2.36 mm) sieve shall not be adjusted above the percentage stated on the table.
- 6/ When establishing the Adjusted Job Mix Formula (AJMF) the percent passing the #8 (2.36 mm) sieve shall not be adjusted below 34 percent.

Revise Article 1030.04(b)(1) of the Standard Specifications to read:

“(1) High ESAL Mixtures. The target value for the air voids of the HMA shall be 4.0 percent and for IL-4.75 it shall be 3.5 percent at the design number of gyrations. The VMA and VFA of the HMA design shall be based on the nominal maximum size of the aggregate in the mix, and shall conform to the following requirements.

VOLUMETRIC REQUIREMENTS High ESAL				
Ndesign	Voids in the Mineral Aggregate (VMA), % minimum			Voids Filled with Asphalt Binder (VFA), %
	IL-19.0	IL-9.5	IL-4.75 ^{1/}	
50	13.5	15.0	18.5	65 – 78 ^{2/}
70			65 - 75	
90				

1/ Maximum Draindown for IL-4.75 shall be 0.3 percent

2/ VFA for IL-4.75 shall be 72-85 percent”

Replace Article 1030.04(b)(3) of the Standard Specifications with the following:

“(3) SMA Mixtures.

Volumetric Requirements SMA ^{1/}			
Ndesign	Design Air Voids Target %	Voids in the Mineral Aggregate (VMA), % min.	Voids Filled with Asphalt (VFA), %
80 ^{4/}	3.5	17.0 ^{2/}	75 - 83
		16.0 ^{3/}	

1/ Maximum draindown shall be 0.3 percent. The draindown shall be determined at the JMF asphalt binder content at the mixing temperature plus 30 °F.

2/ Applies when specific gravity of coarse aggregate is ≥ 2.760.

- 3/ Applies when specific gravity of coarse aggregate is < 2.760 .
- 4/ Blending of different types of aggregate will not be permitted.
For surface course, the coarse aggregate can be crushed steel slag, crystalline crushed stone or crushed sandstone. For binder course, coarse aggregate shall be crushed stone (dolomite), crushed gravel, crystalline crushed stone, or crushed sandstone.

Add to the end of Article 1030.05 (d) (2) a. of the Standard Specifications:

“During production, the Contractor shall test SMA mixtures for draindown according to AASHTO T305 at a frequency of 1 per day of production.”

Delete last sentence of the second paragraph of Article 1102.01(a) (4) b. 2.

Add to the end of Article 1102.01 (a) (4) b. 2.:

“As an option, collected dust (baghouse) may be used in lieu of manufactured mineral filler according to the following:

- (a.) Sufficient collected dust (baghouse) is available for production of the SMA mix for the entire project.
- (b.) A mix design was prepared based on collected dust (baghouse).

2) Design Verification and Production

Revise Article 1030.04 (d) of the Standard Specifications to read:

“(d) Verification Testing. High ESAL, IL-4.75, and SMA mix designs submitted for verification will be tested to ensure that the resulting mix designs will pass the required criteria for the Hamburg Wheel Test (IL mod AASHTO T-324) and the Tensile Strength Test (IL mod AASHTO T-283). The Department will perform a verification test on gyratory specimens compacted by the Contractor. If the mix fails the Department’s verification test, the Contractor shall make the necessary changes to the mix and resubmit compacted specimens to the Department for verification. If the mix fails again, the mix design will be rejected.

All new and renewal mix designs will be required to be tested, prior to submittal for Department verification and shall meet the following requirements:

- (1) Hamburg Wheel Test criteria. The maximum allowable rut depth shall be 0.5 in. (12.5 mm). The minimum number of wheel passes at the 0.5 in. (12.5 mm) rut depth criteria shall be based on the high temperature binder grade of the mix as specified in the mix requirements table of the plans.

Illinois Modified AASHTO T 324 Requirements ^{1/}

Asphalt Binder Grade	# Repetitions	Max Rut Depth (mm)
PG 70 -XX (or higher)	20,000	12.5
PG 64 -XX (or lower)	10,000	12.5

- 1/ When produced at temperatures of 275 ± 5 °F (135 ± 3 °C) or less, loose Warm Mix Asphalt shall be oven aged at 270 ± 5 °F (132 ± 3 °C) for two hours prior to gyratory compaction of Hamburg Wheel specimens.

Note: For SMA Designs (N-80) the maximum rut depth is 6.0 mm at 20,000 repetitions.

For IL 4.75mm Designs (N-50) the maximum rut depth is 9.0mm at 15,000 repetitions.

- (2) Tensile Strength Criteria. The minimum allowable conditioned tensile strength shall be 60 psi (415 kPa) for non-polymer modified performance graded (PG) asphalt binder and 80 psi (550 kPa) for polymer modified PG asphalt binder. The maximum allowable unconditioned tensile strength shall be 200 psi (1380 kPa)."

Production Testing. Revise first paragraph of Article 1030.06(a) of the Standard Specifications to read:

"(a) High ESAL, IL-4.75, WMA, and SMA Mixtures. For each contract, a 300 ton (275 metric tons) test strip, except for SMA mixtures it will be 400 ton (363 metric ton), will be required at the beginning of HMA production for each mixture at the beginning of each construction year according to the Manual of Test Procedures for Materials "Hot Mix Asphalt Test Strip Procedures". At the request of the Producer, the Engineer may waive the test strip if previous construction during the current construction year has demonstrated the constructability of the mix using Department test results."

Add the following after the sixth paragraph in Article 1030.06 (a) of the Standard Specifications:

"The Hamburg Wheel test shall also be conducted on all HMA mixtures from a sample taken within the first 500 tons (450 metric tons) on the first day of production or during start up with a split reserved for the Department. The mix sample shall be tested according to the Illinois Modified AASHTO T 324 and shall meet the requirements specified herein. Mix production shall not exceed 1500 tons (1350 metric tons) or one day's production, whichever comes first, until the testing is completed and the mixture is found to be in conformance. The requirement to cease mix production may be waived if the plant produced mixture demonstrates conformance prior to start of mix production for a contract.

If the mixture fails to meet the Hamburg Wheel criteria, no further mixture will be accepted until the Contractor takes such action as is necessary to furnish a mixture meeting the criteria"

Method of Measurement:

Add the following after the fourth paragraph of Article 406.13 (b):

“The plan quantities of SMA mixtures shall be adjusted using the actual approved binder and surface Mix Design’s Gmb.”

Basis of Payment.

Replace the fourth paragraph of Article 406.14 of the Standard Specifications with the following:

“Stone matrix asphalt will be paid for at the contract unit price per ton (metric ton) for POLYMERIZED HOT-MIX ASPHALT SURFACE COURSE, STONE MATRIX ASPHALT, of the mixture composition and Ndesign specified; and POLYMERIZED HOT-MIX ASPHALT BINDER COURSE, STONE MATRIX ASPHALT, of the mixture composition and Ndesign specified.”

RECLAIMED ASPHALT PAVEMENT AND RECLAIMED ASPHALT SHINGLES (D-1)

Effective: November 1, 2012

Revise: January 1, 2018

Revise Section 1031 of the Standard Specifications to read:

"SECTION 1031. RECLAIMED ASPHALT PAVEMENT AND RECLAIMED ASPHALT SHINGLES

1031.01 Description. Reclaimed asphalt pavement and reclaimed asphalt shingles shall be according to the following.

- (a) Reclaimed Asphalt Pavement (RAP). RAP is the material resulting from cold milling or crushing an existing hot-mix asphalt (HMA) pavement. RAP will be considered processed FRAP after completion of both crushing and screening to size. The Contractor shall supply written documentation that the RAP originated from routes or airfields under federal, state, or local agency jurisdiction.
- (b) Reclaimed Asphalt Shingles (RAS). Reclaimed asphalt shingles (RAS). RAS is from the processing and grinding of preconsumer or post-consumer shingles. RAS shall be a clean and uniform material with a maximum of 0.5 percent unacceptable material, as defined in Central Bureau of Materials Policy Memorandum, "Reclaimed Asphalt Shingle (RAS) Sources", by weight of RAS. All RAS used shall come from a Central Bureau of Materials approved processing facility where it shall be ground and processed to 100 percent passing the 3/8 in. (9.5 mm) sieve and 90 percent passing the #4 (4.75 mm) sieve. RAS shall meet the testing requirements specified herein. In addition, RAS shall meet the following Type 1 or Type 2 requirements.
 - (1) Type 1. Type 1 RAS shall be processed, preconsumer asphalt shingles salvaged from the manufacture of residential asphalt roofing shingles.
 - (2) Type 2. Type 2 RAS shall be processed post-consumer shingles only, salvaged from residential, or four unit or less dwellings not subject to the National Emission Standards for Hazardous Air Pollutants (NESHAP).

1031.02 Stockpiles. RAP and RAS stockpiles shall be according to the following.

- (a) RAP Stockpiles. The Contractor shall construct individual, sealed RAP stockpiles meeting one of the following definitions. Additional processed RAP (FRAP) shall be stockpiled in a separate working pile, as designated in the QC Plan, and only added to the sealed stockpile when test results for the working pile are complete and are found to meet tolerances specified herein for the original sealed FRAP stockpile. Stockpiles shall be sufficiently separated to prevent intermingling at the base. All stockpiles (including unprocessed RAP and FRAP) shall be identified by signs indicating the type as listed below (i.e. "Non- Quality, FRAP -#4 or Type 2 RAS", etc...).

- (1) Fractionated RAP (FRAP). FRAP shall consist of RAP from Class I, HMA (High and Low ESAL) or equivalent mixtures. The coarse aggregate in FRAP shall be crushed aggregate and may represent more than one aggregate type and/or quality, but shall be at least C quality. All FRAP shall be processed prior to testing and sized into fractions with the separation occurring on or between the #4 (4.75 mm) and 1/2 in. (12.5 mm) sieves. Agglomerations shall be minimized such that 100 percent of the RAP in the coarse fraction shall pass the maximum sieve size specified for the mix the FRAP will be used in.
- (2) Restricted FRAP (B quality) stockpiles shall consist of RAP from Class I, HMA (High ESAL), or HMA (High ESAL). If approved by the Engineer, the aggregate from a maximum 3.0 in. (75 mm) single combined pass of surface/binder milling will be classified as B quality. All millings from this application will be processed into FRAP as described previously.
- (3) Conglomerate. Conglomerate RAP stockpiles shall consist of RAP from Class I, HMA (High and Low ESAL) or equivalent mixtures. The coarse aggregate in this RAP shall be crushed aggregate and may represent more than one aggregate type and/or quality, but shall be at least C quality. This RAP may have an inconsistent gradation and/or asphalt binder content prior to processing. All conglomerate RAP shall be processed (FRAP) prior to testing. Conglomerate RAP stockpiles shall not contain steel slag or other expansive material as determined by the Department.
- (4) Conglomerate "D" Quality (DQ). Conglomerate DQ RAP stockpiles shall consist of RAP from HMA shoulders, bituminous stabilized subbases or HMA (Low ESAL)/HMA (Low ESAL) IL-19.0L binder mixture. The coarse aggregate in this RAP may be crushed or round but shall be at least D quality. This RAP may have an inconsistent gradation and/or asphalt binder content. Conglomerate DQ RAP stockpiles shall not contain steel slag or other expansive material as determined by the Department.
- (5) Non-Quality. RAP stockpiles that do not meet the requirements of the stockpile categories listed above shall be classified as "Non-Quality".

RAP or FRAP containing contaminants, such as earth, brick, sand, concrete, sheet asphalt, bituminous surface treatment (i.e. chip seal), pavement fabric, joint sealants, plant cleanout etc., will be unacceptable unless the contaminants are removed to the satisfaction of the Engineer. Sheet asphalt shall be stockpiled separately.

- (b) RAS Stockpiles. Type 1 and Type 2 RAS shall be stockpiled separately and shall be sufficiently separated to prevent intermingling at the base. Each stockpile shall be signed indicating what type of RAS is present.

However, a RAS source may submit a written request to the Department for approval to blend mechanically a specified ratio of Type 1 RAS with Type 2 RAS. The source will not be permitted to change the ratio of the blend without the Department prior written

approval. The Engineer's written approval will be required, to mechanically blend RAS with any fine aggregate produced under the AGCS, up to an equal weight of RAS, to improve workability. The fine aggregate shall be "B Quality" or better from an approved Aggregate Gradation Control System source. The fine aggregate shall be one that is approved for use in the HMA mixture and accounted for in the mix design and during HMA production.

Records identifying the shingle processing facility supplying the RAS, RAS type, and lot number shall be maintained by project contract number and kept for a minimum of three years.

1031.03 Testing. FRAP and RAS testing shall be according to the following.

- (a) FRAP Testing. When used in HMA, the FRAP shall be sampled and tested either during processing or after stockpiling. It shall also be sampled during HMA production.
- (1) During Stockpiling. For testing during stockpiling, washed extraction samples shall be run at the minimum frequency of one sample per 500 tons (450 metric tons) for the first 2000 tons (1800 metric tons) and one sample per 2000 tons (1800 metric tons) thereafter. A minimum of five tests shall be required for stockpiles less than 4000 tons (3600 metric tons).
 - (2) Incoming Material. For testing as incoming material, washed extraction samples shall be run at a minimum frequency of one sample per 2000 tons (1800 metric tons) or once per week, whichever comes first.
 - (3) After Stockpiling. For testing after stockpiling, the Contractor shall submit a plan for approval to the District proposing a satisfactory method of sampling and testing the RAP/FRAP pile either in-situ or by restockpiling. The sampling plan shall meet the minimum frequency required above and detail the procedure used to obtain representative samples throughout the pile for testing.

Before extraction, each field sample of FRAP, shall be split to obtain two samples of test sample size. One of the two test samples from the final split shall be labeled and stored for Department use. The Contractor shall extract the other test sample according to Department procedure. The Engineer reserves the right to test any sample (split or Department-taken) to verify Contractor test results.

- (b) RAS Testing. RAS shall be sampled and tested during stockpiling according to Central Bureau of Materials Policy Memorandum, "Reclaimed Asphalt Shingle (RAS) Sources". The Contractor shall also sample as incoming material at the HMA plant.
- (1) During Stockpiling. Washed extraction and testing for unacceptable materials shall be run at the minimum frequency of one sample per 200 tons (180 metric tons) for the first 1000 tons (900 metric tons) and one sample per 1000 tons (900 metric tons) thereafter. A minimum of five samples are required for stockpiles less than

1000 tons (900 metric tons). Once a ≤ 1000 ton (900 metric ton), five-sample/test stockpile has been established it shall be sealed. Additional incoming RAS shall be in a separate working pile as designated in the Quality Control plan and only added to the sealed stockpile when the test results of the working pile are complete and are found to meet the tolerances specified herein for the original sealed RAS stockpile.

- (2) Incoming Material. For testing as incoming material at the HMA plant, washed extraction shall be run at the minimum frequency of one sample per 250 tons (227 metric tons). A minimum of five samples are required for stockpiles less than 1000 tons (900 metric tons). The incoming material test results shall meet the tolerances specified herein.

The Contractor shall obtain and make available all test results from start of the initial stockpile sampled and tested at the shingle processing facility in accordance with the facility's QC Plan.

Before extraction, each field sample shall be split to obtain two samples of test sample size. One of the two test samples from the final split shall be labeled and stored for Department use. The Contractor shall extract the other test sample according to Department procedures. The Engineer reserves the right to test any sample (split or Department-taken) to verify Contractor test results.

1031.04 Evaluation of Tests. Evaluation of test results shall be according to the following.

- (a) Evaluation of FRAP Test Results. All test results shall be compiled to include asphalt binder content, gradation and, when applicable (for slag), G_{mm} . A five test average of results from the original pile will be used in the mix designs. Individual extraction test results run thereafter, shall be compared to the average used for the mix design, and will be accepted if within the tolerances listed below.

Parameter	FRAP
No. 4 (4.75 mm)	$\pm 6\%$
No. 8 (2.36 mm)	$\pm 5\%$
No. 30 (600 μm)	$\pm 5\%$
No. 200 (75 μm)	$\pm 2.0\%$
Asphalt Binder	$\pm 0.3\%$
G_{mm}	± 0.03 ^{1/}

- 1/ For stockpile with slag or steel slag present as determined in the current Manual of Test Procedures Appendix B 21, "Determination of Reclaimed Asphalt Pavement Aggregate Bulk Specific Gravity".

If any individual sieve and/or asphalt binder content tests are out of the above tolerances when compared to the average used for the mix design, the FRAP stockpile shall not be

used in Hot-Mix Asphalt unless the FRAP representing those tests is removed from the stockpile. All test data and acceptance ranges shall be sent to the District for evaluation.

The Contractor shall maintain a representative moving average of five tests to be used for Hot-Mix Asphalt production.

With the approval of the Engineer, the ignition oven may be substituted for extractions according to the ITP, "Calibration of the Ignition Oven for the Purpose of Characterizing Reclaimed Asphalt Pavement (RAP)" or Illinois Modified AASHTO T-164-11, Test Method A.

- (b) Evaluation of RAS Test Results. All of the test results, with the exception of percent unacceptable materials, shall be compiled and averaged for asphalt binder content and gradation. A five test average of results from the original pile will be used in the mix designs. Individual test results run thereafter, when compared to the average used for the mix design, will be accepted if within the tolerances listed below.

Parameter	RAS
No. 8 (2.36 mm)	± 5 %
No. 16 (1.18 mm)	± 5 %
No. 30 (600 µm)	± 4 %
No. 200 (75 µm)	± 2.5 %
Asphalt Binder Content	± 2.0 %

If any individual sieve and/or asphalt binder content tests are out of the above tolerances when compared to the average used for the mix design, the RAS shall not be used in Hot-Mix Asphalt unless the RAS representing those tests is removed from the stockpile. All test data and acceptance ranges shall be sent to the District for evaluation.

- (c) Quality Assurance by the Engineer. The Engineer may witness the sampling and splitting conduct assurance tests on split samples taken by the Contractor for quality control testing a minimum of once a month.

The overall testing frequency will be performed over the entire range of Contractor samples for asphalt binder content and gradation. The Engineer may select any or all split samples for assurance testing. The test results will be made available to the Contractor as soon as they become available.

The Engineer will notify the Contractor of observed deficiencies.

Differences between the Contractor's and the Engineer's split sample test results will be considered acceptable if within the following limits.

Test Parameter	Acceptable Limits of Precision

% Passing: ^{1/}	FRAP	RAS
1/2 in.	5.0%	
No. 4	5.0%	
No. 8	3.0%	4.0%
No. 30	2.0%	4.0%
No. 200	2.2%	4.0%
Asphalt Binder Content	0.3%	3.0%
G _{mm}	0.030	

1/ Based on washed extraction.

In the event comparisons are outside the above acceptable limits of precision, the Engineer will immediately investigate.

- (d) Acceptance by the Engineer. Acceptable of the material will be based on the validation of the Contractor's quality control by the assurance process.

1031.05 Quality Designation of Aggregate in RAP and FRAP.

- (a) RAP. The aggregate quality of the RAP for homogeneous, conglomerate, and conglomerate "D" quality stockpiles shall be set by the lowest quality of coarse aggregate in the RAP stockpile and are designated as follows.
- (1) RAP from Class I, HMA (High ESAL), or (Low ESAL) IL-9.5L surface mixtures are designated as containing Class B quality coarse aggregate.
 - (2) RAP from HMA (Low ESAL) IL-19.0L binder mixture is designated as Class D quality coarse aggregate.
 - (3) RAP from Class I, HMA (High ESAL) binder mixtures, bituminous base course mixtures, and bituminous base course widening mixtures are designated as containing Class C quality coarse aggregate.
 - (4) RAP from bituminous stabilized subbase and BAM shoulders are designated as containing Class D quality coarse aggregate.
- (b) FRAP. If the Engineer has documentation of the quality of the FRAP aggregate, the Contractor shall use the assigned quality provided by the Engineer.

If the quality is not known, the quality shall be determined as follows. Fractionated RAP stockpiles containing plus #4 (4.75 mm) sieve coarse aggregate shall have a maximum tonnage of 5,000 tons (4,500 metric tons). The Contractor shall obtain a representative sample witnessed by the Engineer. The sample shall be a minimum of 50 lb (25 kg). The sample shall be extracted according to Illinois Modified AASHTO T 164 by a consultant laboratory prequalified by the Department for the specified testing. The consultant laboratory shall submit the test results along with the recovered aggregate to

the District Office. The cost for this testing shall be paid by the Contractor. The District will forward the sample to the Central Bureau of Materials Aggregate Lab for MicroDeval Testing, according to ITP 327. A maximum loss of 15.0 percent will be applied for all HMA applications. The fine aggregate portion of the fractionated RAP shall not be used in any HMA mixtures that require a minimum of "B" quality aggregate or better, until the coarse aggregate fraction has been determined to be acceptable thru a MicroDeval Testing.

1031.06 Use of FRAP and/or RAS in HMA. The use of FRAP and/or RAS shall be the Contractor's option when constructing HMA in all contracts.

(a) FRAP. The use of FRAP in HMA shall be as follows.

- (1) Coarse Aggregate Size (after extraction). The coarse aggregate in all FRAP shall be equal to or less than the nominal maximum size requirement for the HMA mixture to be produced.
- (2) Steel Slag Stockpiles. FRAP stockpiles containing steel slag or other expansive material, as determined by the Department, shall be homogeneous and will be approved for use in HMA (High ESAL and Low ESAL) mixtures regardless of lift or mix type.
- (3) Use in HMA Surface Mixtures (High and Low ESAL). FRAP stockpiles for use in HMA surface mixtures (High and Low ESAL) shall have coarse aggregate that is Class B quality or better. FRAP shall be considered equivalent to limestone for frictional considerations unless produced/screened to minus 3/8 inch.
- (4) Use in HMA Binder Mixtures (High and Low ESAL), HMA Base Course, and HMA Base Course Widening. FRAP stockpiles for use in HMA binder mixtures (High and Low ESAL), HMA base course, and HMA base course widening shall be FRAP in which the coarse aggregate is Class C quality or better.
- (5) Use in Shoulders and Subbase. FRAP stockpiles for use in HMA shoulders and stabilized subbase (HMA) shall be FRAP, Restricted FRAP, conglomerate, or conglomerate DQ.

(b) RAS. RAS meeting Type 1 or Type 2 requirements will be permitted in all HMA applications as specified herein.

(c) FRAP and/or RAS Usage Limits. Type 1 or Type 2 RAS may be used alone or in conjunction with FRAP in HMA mixtures up to a maximum of 5.0 percent by weight of the total mix.

When FRAP is used alone or FRAP is used in conjunction with RAS, the percent of virgin asphalt binder replacement (ABR) shall not exceed the amounts indicated in the table below for a given N Design.

Max Asphalt Binder Replacement for FRAP with RAS Combination

HMA Mixtures ^{1/ 2/ 4/}	Maximum % ABR		
	Binder/Leveling Binder	Surface	Polymer Modified ^{3/}
30L	50	40	30
50	40	35	30
70	40	30	30
90	40	30	30
4.75 mm N-50			40
SMA N-80			30

- 1/ For Low ESAL HMA shoulder and stabilized subbase, the percent asphalt binder replacement shall not exceed 50 % of the total asphalt binder in the mixture.
- 2/ When the binder replacement exceeds 15 % for all mixes, except for SMA and IL-4.75, the high and low virgin asphalt binder grades shall each be reduced by one grade (i.e. 25 % binder replacement using a virgin asphalt binder grade of PG64-22 will be reduced to a PG58-28). When constructing full depth HMA and the ABR is less than 15 %, the required virgin asphalt binder grade shall be PG64-28.
- 3/ When the ABR for SMA or IL-4.75 is 15 % or less, the required virgin asphalt binder shall be SBS PG76-22 and the elastic recovery shall be a minimum of 80. When the ABR for SMA or IL-4.75 exceeds 15%, the virgin asphalt binder grade shall be SBS PG70-28 and the elastic recovery shall be a minimum of 80.
- 4/ When FRAP or RAS is used alone, the maximum percent asphalt binder replacement designated on the table shall be reduced by 10 %.

1031.07 HMA Mix Designs. At the Contractor's option, HMA mixtures may be constructed utilizing RAP/FRAP and/or RAS material meeting the detailed requirements specified herein.

- (a) FRAP and/or RAS. FRAP and /or RAS mix designs shall be submitted for verification. If additional FRAP or RAS stockpiles are tested and found to be within tolerance, as defined under "Evaluation of Tests" herein, and meet all requirements herein, the additional FRAP or RAS stockpiles may be used in the original design at the percent previously verified.
- (b) RAS. Type 1 and Type 2 RAS are not interchangeable in a mix design.

The RAP, FRAP and RAS stone specific gravities (G_{sb}) shall be according to the "Determination of Aggregate Bulk (Dry) Specific Gravity (G_{sb}) or Reclaimed Asphalt Pavement (RAP) and

Reclaimed Asphalt Shingles (RAS)" procedure in the Department's Manual of Test Procedures for Materials.

1031.08 HMA Production. HMA production utilizing FRAP and/or RAS shall be as follows.

To remove or reduce agglomerated material, a scalping screen, gator, crushing unit, or comparable sizing device approved by the Engineer shall be used in the RAS and FRAP feed system to remove or reduce oversized material. .

If during mix production, corrective actions fail to maintain FRAP, RAS or QC/QA test results within control tolerances or the requirements listed herein the Contractor shall cease production of the mixture containing FRAP or RAS and conduct an investigation that may require a new mix design.

(a) RAS. RAS shall be incorporated into the HMA mixture either by a separate weight depletion system or by using the RAP weigh belt. Either feed system shall be interlocked with the aggregate feed or weigh system to maintain correct proportions for all rates of production and batch sizes. The portion of RAS shall be controlled accurately to within ± 0.5 percent of the amount of RAS utilized. When using the weight depletion system, flow indicators or sensing devices shall be provided and interlocked with the plant controls such that the mixture production is halted when RAS flow is interrupted.

(b) HMA Plant Requirements. HMA plants utilizing FRAP and/or RAS shall be capable of automatically recording and printing the following information.

(1) Dryer Drum Plants.

- a. Date, month, year, and time to the nearest minute for each print.
- b. HMA mix number assigned by the Department.
- c. Accumulated weight of dry aggregate (combined or individual) in tons (metric tons) to the nearest 0.1 ton (0.1 metric ton).
- d. Accumulated dry weight of RAS and FRAP in tons (metric tons) to the nearest 0.1 ton (0.1 metric ton).
- e. Accumulated mineral filler in revolutions, tons (metric tons), etc. to the nearest 0.1 unit.
- f. Accumulated asphalt binder in gallons (liters), tons (metric tons), etc. to the nearest 0.1 unit.
- g. Residual asphalt binder in the RAS and FRAP material as a percent of the total mix to the nearest 0.1 percent.

- h. Aggregate RAS and FRAP moisture compensators in percent as set on the control panel. (Required when accumulated or individual aggregate and RAS and FRAP are printed in wet condition.)
 - i. When producing mixtures with FRAP and/or RAS, a positive dust control system shall be utilized.
 - j. Accumulated mixture tonnage.
 - k. Dust Removed (accumulated to the nearest 0.1 ton (0.1 metric ton))
- (2) Batch Plants.
- a. Date, month, year, and time to the nearest minute for each print.
 - b. HMA mix number assigned by the Department.
 - c. Individual virgin aggregate hot bin batch weights to the nearest pound (kilogram).
 - d. Mineral filler weight to the nearest pound (kilogram).
 - f. RAS and FRAP weight to the nearest pound (kilogram).
 - g. Virgin asphalt binder weight to the nearest pound (kilogram).
 - h. Residual asphalt binder in the RAS and FRAP material as a percent of the total mix to the nearest 0.1 percent.

The printouts shall be maintained in a file at the plant for a minimum of one year or as directed by the Engineer and shall be made available upon request. The printing system will be inspected by the Engineer prior to production and verified at the beginning of each construction season thereafter.

1031.09 RAP in Aggregate Surface Course and Aggregate Wedge Shoulders, Type B.

The use of RAP or FRAP in aggregate surface course and aggregate shoulders shall be as follows.

- (a) Stockpiles and Testing. RAP stockpiles may be any of those listed in Article 1031.02, except "Non-Quality" and "FRAP". The testing requirements of Article 1031.03 shall not apply. RAP used shall be according to the current Central Bureau of Materials Policy Memorandum, "Reclaimed Asphalt Pavement (RAP) for Aggregate Applications".
- (b) Gradation. The RAP material shall meet the gradation requirements for CA 6 according to Article 1004.01(c), except the requirements for the minus No. 200 (75 μ m) sieve shall not apply. The sample for the RAP material shall be air dried to constant weight prior to being tested for gradation."

FRICITION AGGREGATE (D-1)

Effective: January 1, 2011

Revised: April 29, 2016

Revise Article 1004.03(a) of the Standard Specifications to read:

“1004.03 Coarse Aggregate for Hot-Mix Asphalt (HMA). The aggregate shall be according to Article 1004.01 and the following.

(a) Description. The coarse aggregate for HMA shall be according to the following table.

Use	Mixture	Aggregates Allowed
Class A	Seal or Cover	<u>Allowed Alone or in Combination</u> ^{5/} : Gravel Crushed Gravel Carbonate Crushed Stone Crystalline Crushed Stone Crushed Sandstone Crushed Slag (ACBF) Crushed Steel Slag Crushed Concrete
HMA Low ESAL	Stabilized Subbase or Shoulders	<u>Allowed Alone or in Combination</u> ^{5/} : Gravel Crushed Gravel Carbonate Crushed Stone Crystalline Crushed Stone Crushed Sandstone Crushed Slag (ACBF) Crushed Steel Slag ^{1/} Crushed Concrete
HMA High ESAL Low ESAL	Binder IL-19.0 or IL-19.0L SMA Binder	<u>Allowed Alone or in Combination</u> ^{5/ 6/} : Crushed Gravel Carbonate Crushed Stone ^{2/} Crystalline Crushed Stone Crushed Sandstone Crushed Slag (ACBF) Crushed Concrete ^{3/}

Use	Mixture	Aggregates Allowed								
HMA High ESAL Low ESAL	C Surface and Leveling Binder IL-9.5 or IL-9.5L SMA Ndesign 50 Surface	<u>Allowed Alone or in Combination</u> ^{5/} : Crushed Gravel Carbonate Crushed Stone ^{2/} Crystalline Crushed Stone Crushed Sandstone Crushed Slag (ACBF) Crushed Steel Slag ^{4/} Crushed Concrete ^{3/}								
HMA High ESAL	D Surface and Leveling Binder IL-9.5 SMA Ndesign 50 Surface	<u>Allowed Alone or in Combination</u> ^{5/} : Crushed Gravel Carbonate Crushed Stone (other than Limestone) ^{2/} Crystalline Crushed Stone Crushed Sandstone Crushed Slag (ACBF) Crushed Steel Slag ^{4/} Crushed Concrete ^{3/} <u>Other Combinations Allowed:</u> <table border="1" data-bbox="703 1121 1284 1465"> <thead> <tr> <th data-bbox="703 1121 1003 1178"><i>Up to...</i></th> <th data-bbox="1003 1121 1284 1178"><i>With...</i></th> </tr> </thead> <tbody> <tr> <td data-bbox="703 1178 1003 1226">25% Limestone</td> <td data-bbox="1003 1178 1284 1226">Dolomite</td> </tr> <tr> <td data-bbox="703 1226 1003 1346">50% Limestone</td> <td data-bbox="1003 1226 1284 1346">Any Mixture D aggregate other than Dolomite</td> </tr> <tr> <td data-bbox="703 1346 1003 1465">75% Limestone</td> <td data-bbox="1003 1346 1284 1465">Crushed Slag (ACBF) or Crushed Sandstone</td> </tr> </tbody> </table>	<i>Up to...</i>	<i>With...</i>	25% Limestone	Dolomite	50% Limestone	Any Mixture D aggregate other than Dolomite	75% Limestone	Crushed Slag (ACBF) or Crushed Sandstone
<i>Up to...</i>	<i>With...</i>									
25% Limestone	Dolomite									
50% Limestone	Any Mixture D aggregate other than Dolomite									
75% Limestone	Crushed Slag (ACBF) or Crushed Sandstone									
HMA High ESAL	E Surface IL-9.5 SMA Ndesign 80 Surface	<u>Allowed Alone or in Combination</u> ^{5/ 6/} : Crystalline Crushed Stone Crushed Sandstone Crushed Slag (ACBF) Crushed Steel Slag No Limestone. <u>Other Combinations Allowed:</u> <table border="1" data-bbox="703 1856 1284 1900"> <thead> <tr> <th data-bbox="703 1856 1003 1900"><i>Up to...</i></th> <th data-bbox="1003 1856 1284 1900"><i>With...</i></th> </tr> </thead> <tbody> <tr> <td data-bbox="703 1856 1003 1900"></td> <td data-bbox="1003 1856 1284 1900"></td> </tr> </tbody> </table>	<i>Up to...</i>	<i>With...</i>						
<i>Up to...</i>	<i>With...</i>									

Use	Mixture	Aggregates Allowed	
		50% Dolomite ^{2/}	Any Mixture E aggregate
		75% Dolomite ^{2/}	Crushed Sandstone, Crushed Slag (ACBF), Crushed Steel Slag, or Crystalline Crushed Stone
		75% Crushed Gravel ^{2/} or Crushed Concrete ^{3/}	Crushed Sandstone, Crystalline Crushed Stone, Crushed Slag (ACBF), or Crushed Steel Slag
HMA High ESAL	F Surface IL-9.5	<u>Allowed Alone or in Combination</u> ^{5/ 6/} :	
	SMA Ndesign 80 Surface	Crystalline Crushed Stone Crushed Sandstone Crushed Slag (ACBF) Crushed Steel Slag No Limestone.	
	<u>Other Combinations Allowed:</u>		
		<i>Up to...</i>	<i>With...</i>
		50% Crushed Gravel ^{2/} , Crushed Concrete ^{3/} , or Dolomite ^{2/}	Crushed Sandstone, Crushed Slag (ACBF), Crushed Steel Slag, or Crystalline Crushed Stone

- 1/ Crushed steel slag allowed in shoulder surface only.
- 2/ Carbonate crushed stone (limestone) and/or crushed gravel shall not be used in SMA Ndesign 80. In SMA Ndesign 50, carbonate crushed stone shall not be blended with any of the other aggregates allowed alone in Ndesign 50 SMA binder or Ndesign 50 SMA surface.
- 3/ Crushed concrete will not be permitted in SMA mixes.
- 4/ Crushed steel slag shall not be used as leveling binder.
- 5/ When combinations of aggregates are used, the blend percent measurements shall be by volume."
- 6/ Combining different types of aggregate will not be permitted in SMA Ndesign 80."

GROUND TIRE RUBBER (GTR) MODIFIED ASPHALT BINDER (D-1)

Effective: June 26, 2006

Revised: April 1, 2016

Add the following to the end of article 1032.05 of the Standard Specifications:

“(c) Ground Tire Rubber (GTR) Modified Asphalt Binder. A quantity of 10.0 to 14.0 percent GTR (Note 1) shall be blended by dry unit weight with a PG 64-28 to make a GTR 70-28 or a PG 58-28 to make a GTR 64-28. The base PG 64-28 and PG 58-28 asphalt binders shall meet the requirements of Article 1032.05(a). Compatible polymers may be added during production. The GTR modified asphalt binder shall meet the requirements of the following table.

Test	Asphalt Grade GTR 70-28	Asphalt Grade GTR 64-28
Flash Point (C.O.C.), AASHTO T 48, °F (°C), min.	450 (232)	450 (232)
Rotational Viscosity, AASHTO T 316 @ 275 °F (135 °C), Poises, Pa·s, max.	30 (3)	30 (3)
Softening Point, AASHTO T 53, °F (°C), min.	135 (57)	130 (54)
Elastic Recovery, ASTM D 6084, Procedure A (sieve waived) @ 77 °F, (25 °C), aged, ss, 100 mm elongation, 5 cm/min., cut immediately, %, min.	65	65

Note 1. GTR shall be produced from processing automobile and/or light truck tires by the ambient grinding method. GTR shall not exceed 1/16 in. (2 mm) in any dimension and shall contain no free metal particles or other materials. A mineral powder (such as talc) meeting the requirements of AASHTO M 17 may be added, up to a maximum of four percent by weight of GTR to reduce sticking and caking of the GTR particles. When tested in accordance with Illinois modified AASHTO T 27, a 50 g sample of the GTR shall conform to the following gradation requirements:

Sieve Size	Percent Passing
No. 16 (1.18 mm)	100
No. 30 (600 μm)	95 ± 5
No. 50 (300 μm)	> 20

Add the following to the end of Note 1. of article 1030.03 of the Standard Specifications:

“A dedicated storage tank for the Ground Tire Rubber (GTR) modified asphalt binder shall be provided. This tank must be capable of providing continuous mechanical mixing throughout by continuous agitation and recirculation of the asphalt binder to provide a

uniform mixture. The tank shall be heated and capable of maintaining the temperature of the asphalt binder at 300 °F to 350 °F (149 °C to 177 °C). The asphalt binder metering systems of dryer drum plants shall be calibrated with the actual GTR modified asphalt binder material with an accuracy of ± 0.40 percent.”

Revise 1030.02(c) of the Standard Specifications to read:

“(c) RAP Materials (Note 5)1031”

Add the following note to 1030.02 of the Standard Specifications:

Note 5. When using reclaimed asphalt pavement and/or reclaimed asphalt shingles, the maximum asphalt binder replacement percentage shall be according to the most recent special provision for recycled materials.

HOT-MIX ASPHALT MIXTURE REQUIREMENTS	
MIXTURE TYPE	AIR VOIDS
PAVEMENT RESURFACING	
Leveling Binder (Machine Method), N50 (IL-9.5 mm)	4% @ 50 Gyr.
Hot-Mix Asphalt Surface Course, Mix "D", N50 (IL-9.5 mm)	3.5% @ 50 Gyr.
PATCHING	
Class D Patches (HMA Binder IL-19 mm)	4% @ 70 Gyr.
Pavement Removal & HMA Replacement (HMA Binder IL-19 mm)	4% @ 70 Gyr.
DRIVEWAYS	
Hot-Mix Asphalt Surface Course, Mix "D", N50 (IL-9.5 mm), 3"	3.5% @ 50 Gyr.
Hot-Mix Asphalt Base Course (HMA Binder IL-19 mm), 6"	4% @ 50 Gyr.

The unit weight used to calculate all Hot-Mix Asphalt Surface Mixture Quantities is 112 Lbs/SqYd/In.

The "AC Type" for polymerized HMA mixes shall be SBS/SBR PG 76-22 and for non-polymerized HMA the "AC Type" shall be "PG 64-22" unless modified by district one special provisions. For use of recycled materials see special provisions.

Prevailing Wage Rates for DuPage County, Effective April 5, 2019

Trade Title	Region	Type	Class	Base Wage	Foreman Wage	OT M-F	OT Sa	OT Su	OT Hol	H/W	Pension	Vacation	Training	Other Fringe Benefit
ASBESTOS ABT-GEN	All	ALL		42.72	43.72	1.5	1.5	2	2	14.9	12.57	0	0.72	0
ASBESTOS ABT-MEC	All	BLD		37.88	40.38	1.5	1.5	2	2	12.9	11.82	0	0.72	0
BOILERMAKER	All	BLD		49.46	53.91	2	2	2	2	6.97	20.41	0	0.4	0
BRICK MASON	All	BLD		46.19	50.81	1.5	1.5	2	2	10.7	17.92	0	0.92	0
CARPENTER	All	ALL		47.35	49.35	1.5	1.5	2	2	11.8	20.41	0	0.63	0
CEMENT MASON	All	ALL		45.25	47.25	2	1.5	2	2	14.3	18.03	0	1.1	0
CERAMIC TILE FNLSHR	All	BLD		39.56	39.56	1.5	1.5	2	2	10.8	12.02	0	0.77	0
COMMUNICATION TECH	All	BLD		33.82	36.62	1.5	1.5	2	2	12.4	20.39	1.89	0.68	0
ELECTRIC PWR EQMT OP	All	ALL		42.59	57.95	1.5	1.5	2	2	5.75	13.21	0	0.75	0
ELECTRIC PWR EQMT OP	All	HWY		41.45	56.38	1.5	1.5	2	2	5.5	12.87	0	0.73	0
ELECTRIC PWR GRNDMAN	All	ALL		32.86	57.95	1.5	1.5	2	2	5.75	10.2	0	0.58	0
ELECTRIC PWR GRNDMAN	All	HWY		32	56.38	1.5	1.5	2	2	5.5	9.92	0	0.66	0
ELECTRIC PWR LINEMAN	All	ALL		51.06	57.95	1.5	1.5	2	2	5.75	15.85	0	0.9	0
ELECTRIC PWR LINEMAN	All	HWY		49.67	56.38	1.5	1.5	2	2	5.5	15.4	0	0.88	0
ELECTRIC PWR TRK DRV	All	ALL		34.03	57.95	1.5	1.5	2	2	5.75	10.55	0	0.6	0
ELECTRIC PWR TRK DRV	All	HWY		33.14	56.38	1.5	1.5	2	2	5.5	10.29	0	0.59	0
ELECTRICIAN	All	BLD		40.5	44.5	1.5	1.5	2	2	12.4	23	5.25	0.75	0
ELEVATOR CONSTRUCTOR	All	BLD		54.85	61.71	2	2	2	2	15.4	9.71	4.38	0.61	0
FENCE ERECTOR	NE	ALL		40.88	42.88	1.5	1.5	2	2	13.6	14.5	0	0.65	0
FENCE ERECTOR	W	ALL		45.06		1.5	1.5	1.5	1.5	10.5	20.76	0	0.7	0
GLAZIER	All	BLD		43.85	45.35	1.5	2	2	2	14.2	21.11	0	0.94	0
HT/FROST INSULATOR	All	BLD		50.5	53	1.5	1.5	2	2	12.9	13.16	0	0.72	0
IRON WORKER	E	ALL		48.33	51.83	2	2	2	2	14.2	23.28	0	0.35	0
IRON WORKER	W	ALL		45.84	49.51	2	2	2	2	11.8	22.9	0	0.83	0
LABORER	All	ALL		42.72	43.47	1.5	1.5	2	2	14.9	12.57	0	0.72	0
LATHER	All	ALL		47.35	49.35	1.5	1.5	2	2	11.8	20.41	0	0.63	0
MACHINIST	All	BLD		48.38	50.88	1.5	1.5	2	2	7.23	8.95	1.85	1.47	0
MARBLE FINISHERS	All	ALL		34.65	47.7	1.5	1.5	2	2	10.7	16.46	0	0.49	0
MARBLE MASON	All	BLD		45.43	49.97	1.5	1.5	2	2	10.7	17.39	0	0.61	0
MATERIAL TESTER I	All	ALL		32.72	32.72	1.5	1.5	2	2	14.9	12.57	0	0.72	0

Trade Title	Region	Type	Class	Base Wage	Foreman Wage	OT M-F	OT Sa	OT Su	OT Hol	H/W	Pension	Vacation	Training	Other Fringe Benefit
MATERIALS TESTER II	All	ALL		37.72	37.72	1.5	1.5	2	2	14.9	12.57	0	0.72	0
MILLWRIGHT	All	ALL		47.35	49.35	1.5	1.5	2	2	11.8	20.41	0	0.63	0
OPERATING ENGINEER	All	BLD	1	51.1	55.1	2	2	2	2	19.7	15.1	2	1.4	0
OPERATING ENGINEER	All	BLD	2	49.8	55.1	2	2	2	2	19.7	15.1	2	1.4	0
OPERATING ENGINEER	All	BLD	3	47.25	55.1	2	2	2	2	19.7	15.1	2	1.4	0
OPERATING ENGINEER	All	BLD	4	45.5	55.1	2	2	2	2	19.7	15.1	2	1.4	0
OPERATING ENGINEER	All	BLD	5	54.85	55.1	2	2	2	2	19.7	15.1	2	1.4	0
OPERATING ENGINEER	All	BLD	6	52.1	55.1	2	2	2	2	19.7	15.1	2	1.4	0
OPERATING ENGINEER	All	BLD	7	54.1	55.1	2	2	2	2	19.7	15.1	2	1.4	0
OPERATING ENGINEER	All	FLT		38	38	1.5	1.5	2	2	18.8	14.35	2	1.3	0
OPERATING ENGINEER	All	HWY	1	49.3	53.3	1.5	1.5	2	2	19.7	15.1	2	1.4	0
OPERATING ENGINEER	All	HWY	2	48.75	53.3	1.5	1.5	2	2	19.7	15.1	2	1.4	0
OPERATING ENGINEER	All	HWY	3	46.7	53.3	1.5	1.5	2	2	19.7	15.1	2	1.4	0
OPERATING ENGINEER	All	HWY	4	45.3	53.3	1.5	1.5	2	2	19.7	15.1	2	1.4	0
OPERATING ENGINEER	All	HWY	5	44.1	53.3	1.5	1.5	2	2	19.7	15.1	2	1.4	0
OPERATING ENGINEER	All	HWY	6	52.3	53.3	1.5	1.5	2	2	19.7	15.1	2	1.4	0
OPERATING ENGINEER	All	HWY	7	50.3	53.3	1.5	1.5	2	2	19.7	15.1	2	1.4	0
ORNAMNTL IRON WORKER	E	ALL		48.05	50.55	2	2	2	2	14.1	20.59	0	1.25	0
ORNAMNTL IRON WORKER	W	ALL		45.06	48.66	2	2	2	2	10.5	20.76	0	0.7	0
PAINTER	All	ALL		45.28	47.28	1.5	1.5	1.5	1.5	11.6	8.2	0	1.35	0
PAINTER SIGNS	All	BLD		38.2	43.25	1.5	1.5	2	2	2.6	3.25	0	0	0
PILEDRIVER	All	ALL		47.35	49.35	1.5	1.5	2	2	11.8	20.41	0	0.63	0
PIPEFITTER	All	BLD		48.5	51.5	1.5	1.5	2	2	10.1	18.85	0	2.54	0
PLASTERER	ALL	BLD		43.25	45.85	1.5	1.5	2	2	14.3	16.69	0	1.45	0
PLUMBER	All	BLD		50.25	53.25	1.5	1.5	2	2	14.3	14.42	0	1.31	0
ROOFER	All	BLD		43.65	47.65	1.5	1.5	2	2	9.73	12.44	0	0.53	0
SHEETMETAL WORKER	All	BLD		48.02	50.42	1.5	1.5	2	2	10.8	16.19	0	1.03	3.5
SPRINKLER FITTER	All	BLD		48.1	50.6	1.5	1.5	2	2	13.3	15.9	0	0.55	0
STEEL ERECTOR	E	ALL		42.07		2	2	2	2	13.5	19.59	0	0.35	0
STEEL ERECTOR	W	ALL		45.06	48.66	2	2	2	2	10.5	20.76	0	0.7	0
STONE MASON	All	BLD		46.19	50.81	1.5	1.5	2	2	10.7	17.92	0	0.92	0

Trade Title	Region	Type	Class	Base Wage	Foreman		OT		OT Su	OT Hol	H/W	Pension	Vacation	Training	Other Fringe Benefit
					Wage	M-F	Sa	M-F							
TERRAZZO FINISHER	All	BLD		41.54	44.54	1.5	1.5	2	2	10.8	13.71	0	0	0.86	0
TERRAZZO MASON	All	BLD		45.38	48.88	1.5	1.5	2	2	10.8	15.17	0	0	0.89	0
TILE MASON	All	BLD		46.49	50.49	1.5	1.5	2	2	10.8	14.99	0	0	0.9	0
TRAFFIC SAFETY WRKR	All	HWY		36	37.6	1.5	1.5	2	2	8.9	9.27	0	0	0.25	0
TRUCK DRIVER	All	ALL	1	37.61	38.16	1.5	1.5	2	2	9.08	11.36	0	0	0.15	0
TRUCK DRIVER	All	ALL	2	37.76	38.16	1.5	1.5	2	2	9.08	11.36	0	0	0.15	0
TRUCK DRIVER	All	ALL	3	37.96	38.16	1.5	1.5	2	2	9.08	11.36	0	0	0.15	0
TRUCK DRIVER	All	ALL	4	38.16	38.16	1.5	1.5	2	2	9.08	11.36	0	0	0.15	0
TUCK POINTER	All	BLD		46	48	1.5	1.5	2	2	8.34	16.81	0	0	0.93	0

Legend

M-F OT Unless otherwise noted, OT pay is required for any hour greater than 8 worked each day, Mon through Fri. The number listed is the multiple of the base wage.

OSA Overtime pay required for every hour worked on Saturdays

OSH Overtime pay required for every hour worked on Sundays and Holidays

H/W Health/Welfare benefit

Explanations DUPAGE COUNTY

IRON WORKERS AND FENCE ERECTOR (WEST) - West of Route 53.

The following list is considered as those days for which holiday rates of wages for work performed apply: New Years Day, Memorial Day, Fourth of July, Labor Day, Thanksgiving Day, Christmas Day and Veterans Day in some classifications/counties. Generally, any of these holidays which fall on a Sunday is celebrated on the following Monday. This then makes work performed on that Monday payable at the appropriate overtime rate for holiday pay. Common practice in a given local may alter certain days of celebration. If in doubt, please check with IDOL.

EXPLANATION OF CLASSES

ASBESTOS - GENERAL - removal of asbestos material/mold and hazardous materials from any place in a building, including mechanical systems where those mechanical systems are to be removed. This includes the removal of asbestos materials/mold and hazardous materials from ductwork or pipes in a building when the building is to be demolished at the time or at some close future date.

ASBESTOS - MECHANICAL - removal of asbestos material from mechanical systems, such as pipes, ducts, and boilers, where the mechanical systems are to remain.

TRAFFIC SAFETY

Effective November 30, 2018, the description of the traffic safety worker trade in this County is as follows: Work associated with barricades, horses and drums used to reduce lane usage on highway work, the installation and removal of temporary, non-temporary or permanent lane, pavement or roadway markings, and the installation and removal of temporary road signs.

CERAMIC TILE FINISHER

The grouting, cleaning, and polishing of all classes of tile, whether for interior or exterior purposes, all burned, glazed or unglazed products; all composition materials, granite tiles, warning detectable tiles, cement tiles, epoxy composite materials, pavers, glass, mosaics, fiberglass, and all substitute materials, for tile made in tile-like units; all mixtures in tile like form of cement, metals, and other materials that are for and intended for use as a finished floor surface, stair treads, promenade roofs, walks, walls, ceilings, swimming pools, and all other places where tile is to form a finished interior or exterior. The mixing of all setting mortars including but not limited to thin-set mortars, epoxies, wall mud, and any other sand and cement mixtures or adhesives when used in the preparation, installation, repair, or maintenance of tile and/or similar materials. The handling and unloading of all sand, cement, lime, tile, fixtures, equipment, adhesives, or any other materials to be used in the preparation, installation, repair, or maintenance of tile and/or similar materials. Ceramic Tile Finishers shall fill all joints and voids regardless of method on all tile work, particularly and especially after installation of said tile work. Application of any and all protective coverings to all types of tile installations including, but not be limited to, all soap compounds, paper products, tapes, and all polyethylene coverings, plywood, masonite, cardboard, and any new type of products that may be used to protect tile installations, Blastrac equipment, and all floor scarifying equipment used in preparing floors to receive tile. The clean up and removal of all waste and materials. All demolition of existing tile floors and walls to be re-tiled.

COMMUNICATIONS TECHNICIAN

Low voltage installation, maintenance and removal of telecommunication facilities (voice, sound, data and video) including telephone and data inside wire, interconnect, terminal equipment, central offices, PABX, fiber optic cable and equipment, micro waves, V-SAT, bypass, CATV, WAN (wide area networks), LAN (local area networks), and ISDN (integrated system digital network), pulling of wire in raceways, but not the installation of raceways.

MARBLE FINISHER

Loading and unloading trucks, distribution of all materials (all stone, sand, etc.), stocking of floors with material, performing all rigging for heavy work, the handling of all material that may be needed for the installation of such materials, building of scaffolding, polishing if needed, patching, waxing of material if damaged, pointing up, caulking, grouting and cleaning of marble, holding water on diamond or Carborundum blade or saw for setters cutting, use of tub saw or any other saw needed for preparation of material, drilling of holes for wires that anchor material set by setters, mixing up of molding plaster for installation of material, mixing up thin set for the installation of material, mixing up of sand to cement for the installation of material and such other work as may be required in helping a Marble Setter in the handling of all material in the erection or installation of interior marble, slate, travertine, art marble, serpentine, alberene stone, blue stone, granite and other stones (meaning as to stone any foreign or domestic materials as are specified and used in building interiors and exteriors and customarily known as stone in the trade), carrara, sanionyx, vitrolite and similar opaque glass and the laying of all marble tile, terrazzo tile, slate tile and precast tile, steps, risers

treads, base, or any other materials that may be used as substitutes for any of the aforementioned materials and which are used on interior and exterior which are installed in a similar manner.

MATERIAL TESTER I: Hand coring and drilling for testing of materials; field inspection of uncured concrete and asphalt.

MATERIAL TESTER II: Field inspection of welds, structural steel, fireproofing, masonry, soil, facade, reinforcing steel, formwork, cured concrete, and concrete and asphalt batch plants; adjusting proportions of bituminous mixtures.

OPERATING ENGINEER - BUILDING

Class 1. Asphalt Plant; Asphalt Spreader; Autograde; Backhoes with Caisson Attachment; Batch Plant; Benoto (requires Two Engineers); Boiler and Throttle Valve; Caisson Rigs; Central Redi-Mix Plant; Combination Back Hoe Front End-loader Machine; Compressor and Throttle Valve; Concrete Breaker (Truck Mounted); Concrete Conveyor; Concrete Pump (Truck Mounted); Concrete Paver Over 27E cu. ft.; Concrete Paver 27E cu. ft. and Under; Concrete Placer; Concrete Placing Boom; Concrete Pump (Truck Mounted); Concrete Tower; Cranes, All; Cranes, Hammerhead; Cranes, (GCI and similar Type); Creter Crane; Spider Crane; Crusher, Stone, etc.; Derricks, All; Derricks, Traveling; Formless Curb and Gutter Machine; Grader, Elevating; Grouting Machines; Heavy Duty Self-Propelled Transporter or Prime Mover; Highlift Shovels or Front Endloader 2-1/4 yd. and over; Hoists, Elevators, outside type rack and pinion and similar machines; Hoists, One, Two and Three Drum; Hoists, Two Tugger One Floor; Hydraulic Backhoes; Hydraulic Boom Trucks; Hydro Vac (and similar equipment); Locomotives, All; Motor Patrol; Lubrication Technician; Manipulators; Pile Drivers and Skid Rig; Post Hole Digger; Pre-Stress Machine; Pump Cretes Dual Ram; Pump Cretes; Squeeze Cretes-Screw Type Pumps; Gypsum Bulker and Pump; Raised and Blind Hole Drill; Roto Mill Grinder; Scoops - Tractor Drawn; Slip-Form Paver; Straddle Buggies; Operation of Tie Back Machine; Tournapuli; Tractor with Boom and Side Boom; Trenching Machines.

Class 2. Boilers; Broom, All Power Propelled; Bulldozers; Concrete Mixer (Two Bag and Over); Conveyor, Portable; Forklift Trucks; Highlift Shovels or Front Endloaders under 2-1/4 yd.; Hoists, Automatic; Hoists, Inside Elevators; Hoists, Sewer Dragging Machine; Hoists, Tugger Single Drum; Laser Scream; Rock Drill (Self-Propelled); Rock Drill (Truck Mounted); Rollers, All; Steam Generators; Tractors, All; Tractor Drawn Vibratory Roller; Winch Trucks with "A" Frame.

Class 3. Air Compressor; Combination Small Equipment Operator; Generators; Heaters, Mechanical; Hoists, Inside Elevators (remodeling or renovation work); Hydraulic Power Units (Pile Driving, Extracting, and Drilling); Pumps, over 3" (1 to 3 not to exceed a total of 300 ft.); Low Boys; Pumps, Well Points; Welding Machines (2 through 5); Winches, 4 Small Electric Drill Winches.

Class 4. Bobcats and/or other Skid Steer Loaders; Oilers; and Brick Forklift.

Class 5. Assistant Craft Foreman.

Class 6. Gradall.

Class 7. Mechanics; Welders.

OPERATING ENGINEERS - HIGHWAY CONSTRUCTION

Class 1. Asphalt Heater and Planer Combination; Asphalt Heater Scarfire; Asphalt Spreader; Autograder/GOMACO or other similar type machines; ABG Paver; Backhoes with Caisson Attachment; Ballast Regulator; Belt Loader; Caisson Rigs; Car Dumper; Central Redi-Mix Plant; Combination Backhoe Front Endloader Machine, (1 cu. yd. Backhoe Bucket or over or with attachments); Concrete Breaker (Truck Mounted); Concrete Conveyor; Concrete Paver over 27E cu. ft.; Concrete Placer; Concrete Tube Float; Cranes, all attachments; Cranes, Tower Cranes of all types; Creter Crane; Spider Crane; Crusher, Stone, etc.; Derricks, All; Derrick Boats; Derricks, Traveling; Dredges; Elevators, Outside type Rack & Pinion and Similar Machines; Formless Curb and Gutter Machine; Grader, Elevating; Grader, Motor Grader, Motor Patrol, Auto Patrol, Form Grader, Pull Grader, Subgrader; Guard Rail Post Driver Truck Mounted; Hoists, One, Two and Three Drum; Heavy Duty Self-Propelled Transporter or Prime Mover; Hydraulic Backhoes; Backhoes with shear attachments up to 40' of boom reach; Lubrication Technician; Manipulators; Mucking Machine; Pile Drivers and Skid Rig; Pre-Stress Machine; Pump Cretes Dual Ram; Rock Drill - Crawler or Skid Rig; Rock Drill - Truck Mounted; Rock/Track Tamper; Roto Mill Grinder; Slip-Form Paver; Snow Melters; Soil Test Drill Rig (Truck Mounted); Straddle Buggies; Hydraulic Telescoping Form (Tunnel); Operation of Tieback Machine; Tractor Drawn Belt Loader; Tractor Drawn Belt Loader (with attached pusher - two engineers); Tractor with Boom; Tractaire with Attachments; Traffic Barrier Transfer Machine; Trenching; Truck Mounted Concrete Pump with Boom; Raised or Blind Hole Drills (Tunnel Shaft); Underground Boring and/or Mining Machines 5 ft. in diameter and over tunnel, etc; Underground Boring and/or Mining Machines under 5 ft. in diameter; Wheel Excavator; Widener (APSCO).

Class 2. Batch Plant; Bituminous Mixer; Boiler and Throttle Valve; Bulldozers; Car Loader Trailing Conveyors; Combination Backhoe Front Endloader Machine (Less than 1 cu. yd. Backhoe Bucket or over or with attachments); Compressor and Throttle Valve; Compressor, Common Receiver (3); Concrete Breaker or Hydro Hammer; Concrete Grinding Machine; Concrete Mixer or Paver 7S Series to and including 27 cu. ft.; Concrete Spreader; Concrete Curing Machine, Burlap Machine, Belting Machine and Sealing Machine; Concrete Wheel Saw; Conveyor Muck Cars (Haglund or Similar Type); Drills, All; Finishing Machine - Concrete; Highlift Shovels or Front Endloader; Hoist - Sewer Dragging Machine; Hydraulic Boom Trucks (All Attachments); Hydro-Blaster; Hydro Excavating (excluding hose work); Laser Screenshot; All Locomotives, Dinky; Off-Road Hauling Units (including articulating) Non Self-Loading Ejection Dump; Pump Cretes: Squeeze Cretes - Screw Type Pumps, Gypsum Bulker and Pump; Roller, Asphalt; Rotary Snow Plows; Rototiller, Seaman, etc., self-propelled; Self-Propelled Compactor; Spreader - Chip - Stone, etc.; Scraper - Single/Twin Engine/Push and Pull; Scraper - Prime Mover in Tandem (Regardless of Size); Tractors pulling attachments, Sheeps Foot, Disc, Compactor, etc.; Tug Boats.

Class 3. Boilers; Brooms, All Power Propelled; Cement Supply Tender; Compressor, Common Receiver (2); Concrete Mixer (Two Bag and Over); Conveyor, Portable; Farm-Type Tractors Used for Mowing, Seeding, etc.; Forklift Trucks; Grouting Machine; Hoists, Automatic; Hoists, All Elevators; Hoists, Tugger Single Drum; Jeep Diggers; Low Boys; Pipe Jacking Machines; Post-Hole Digger; Power Saw, Concrete Power Driven; Pug

Mills; Rollers, other than Asphalt; Seed and Straw Blower; Steam Generators; Stump Machine; Winch Trucks with "A" Frame; Work Boats; Tamer-Form-Motor Driven.

Class 4. Air Compressor; Combination - Small Equipment Operator; Directional Boring Machine; Generators; Heaters, Mechanical; Hydraulic Power Unit (Pile Driving, Extracting, or Drilling); Light Plants, All (1 through 5); Pumps, over 3" (1 to 3 not to exceed a total of 300 ft.); Pumps, Well Points; Vacuum Trucks (excluding hose work); Welding Machines (2 through 5); Winches, 4 Small Electric Drill Winches.

Class 5. SkidSteer Loader (all); Brick Forklifts; Oilers.

Class 6. Field Mechanics and Field Welders

Class 7. Dowell Machine with Air Compressor; Gradall and machines of like nature.

OPERATING ENGINEER - FLOATING

Diver. Diver Wet Tender, Diver Tender, ROV Pilot, ROV Tender

TRUCK DRIVER - BUILDING, HEAVY AND HIGHWAY CONSTRUCTION

Class 1. Two or three Axle Trucks. A-frame Truck when used for transportation purposes; Air Compressors and Welding Machines, including those pulled by cars, pick-up trucks and tractors; Ambulances; Batch Gate Lockers; Batch Hopperman; Car and Truck Washers; Carry-alls; Fork Lifts and Hoisters; Helpers; Mechanics Helpers and Greasers; Oil Distributors 2-man operation; Pavement Breakers; Pole Trailer, up to 40 feet; Power Mower Tractors; Self-propelled Chip Spreader; Skipman; Slurry Trucks, 2-man operation; Slurry Truck Conveyor Operation, 2 or 3 man; Teamsters; Unskilled Dumpman; and Truck Drivers hauling warning lights, barricades, and portable toilets on the job site.

Class 2. Four axle trucks; Dump Crets and Adgetors under 7 yards; Dumpsters, Track Trucks, Euclids, Hug Bottom Dump Turnapulls or Turnatrailers when pulling other than self-loading equipment or similar equipment under 16 cubic yards; Mixer Trucks under 7 yards; Readymix Plant Hopper Operator, and Winch Trucks, 2 Axles.

Class 3. Five axle trucks; Dump Crets and Adgetors 7 yards and over; Dumpsters, Track Trucks, Euclids, Hug Bottom Dump Turnatrailers or turnapulls when pulling other than self-loading equipment or similar equipment over 16 cubic yards; Explosives and/or Fission Material Trucks; Mixer Trucks 7 yards or over; Mobile Cranes while in transit; Oil Distributors, 1-man operation; Pole Trailer, over 40 feet; Pole and Expandable Trailers hauling material over 50 feet long; Slurry trucks, 1-man operation; Winch trucks, 3 axles or more; Mechanic---Truck Welder and Truck Painter.

Class 4. Six axle trucks; Dual-purpose vehicles, such as mounted crane trucks with hoist and accessories; Foreman; Master Mechanic; Selfloading equipment like P. B. and trucks with scoops on the front.

TERRAZZO FINISHER

The handling of sand, cement, marble chips, and all other materials that may be used by the Mosaic Terrazzo Mechanic, and the mixing, grinding, grouting, cleaning and sealing of all Marble, Mosaic, and Terrazzo work, floors, base, stairs, and wainscoting by hand or machine, and in addition, assisting and aiding Marble, Masonic, and Terrazzo Mechanics.

Other Classifications of Work:

For definitions of classifications not otherwise set out, the Department generally has on file such definitions which are available. If a task to be performed is not subject to one of the classifications of pay set out, the Department will upon being contacted state which neighboring county has such a classification and provide such rate, such rate being deemed to exist by reference in this document. If no neighboring county rate applies to the task, the Department shall undertake a special determination, such special determination being then deemed to have existed under this determination. If a project requires these, or any classification not listed, please contact IDOL at 217-782-1710 for wage rates or clarifications.

LANDSCAPING

Landscaping work falls under the existing classifications for laborer, operating engineer and truck driver. The work performed by landscape plantsman and landscape laborer is covered by the existing classification of laborer. The work performed by landscape operators (regardless of equipment used or its size) is covered by the classifications of operating engineer. The work performed by landscape truck drivers (regardless of size of truck driven) is covered by the classifications of truck driver.

MATERIAL TESTER & MATERIAL TESTER/INSPECTOR I AND II

Notwithstanding the difference in the classification title, the classification entitled "Material Tester I" involves the same job duties as the classification entitled "Material Tester/Inspector I". Likewise, the classification entitled "Material Tester II" involves the same job duties as the classification entitled "Material Tester/Inspector II"

NOTE: DEPTH OF EXISTING SURFACE
REMOVAL PER SCHEDULE
OF QUANTITIES

PER SCHEDULE OF QUANTITIES
NEW 1 1/2" (MIN.) 1 3/4" (MIN.) OR 2" (MIN.)
HOT-MIX ASPHALT SURFACE COURSE
VARIES - SEE SCHEDULE OF QUANTITIES

HOT-MIX ASPHALT SURFACE
REMOVAL - 6' WIDE
UNLESS FULL WIDTH SPECIFIED

HOT-MIX ASPHALT SURFACE
REMOVAL - 6' WIDE
UNLESS FULL WIDTH SPECIFIED

NEW HOT-MIX ASPHALT
SURFACE COURSE

NEW LEVEL BINDER COURSE
3/4" TO 1 1/2" AVG.
PER SCHEDULE OF QUANTITIES

EXIST. PAVEMENT

EXIST. CONCRETE, BRICK OR
HOT-MIX ASPHALT PAVEMENT

EXIST. CURB
(TYP.)

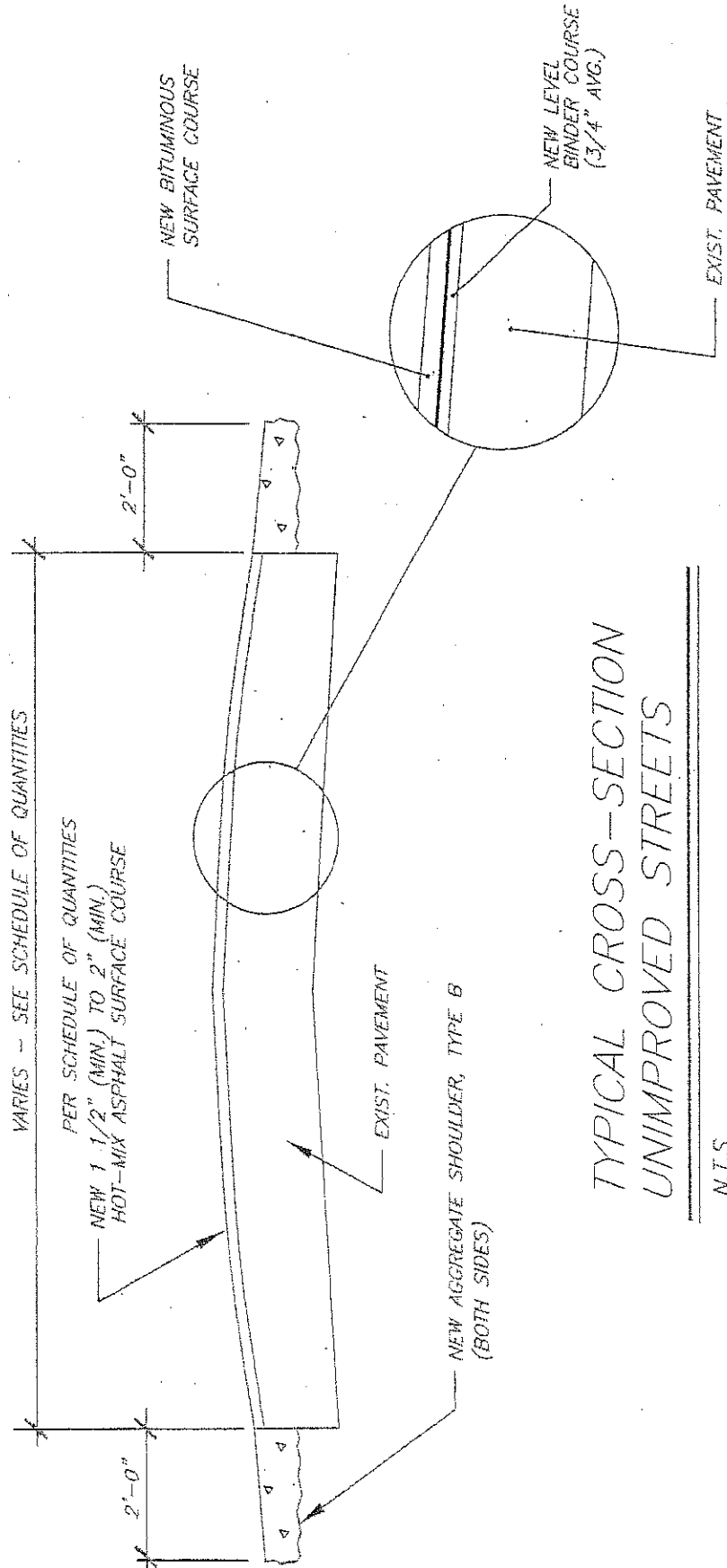
TYPICAL CROSS-SECTION CURBED ROADWAYS

N.T.S.



R.W.B
06/08/05
C:\CADFILES\RESURFACING\DETAILS

NOTE: DEPTH OF EXISTING SURFACE
REMOVAL PER SCHEDULE
OF QUANTITIES

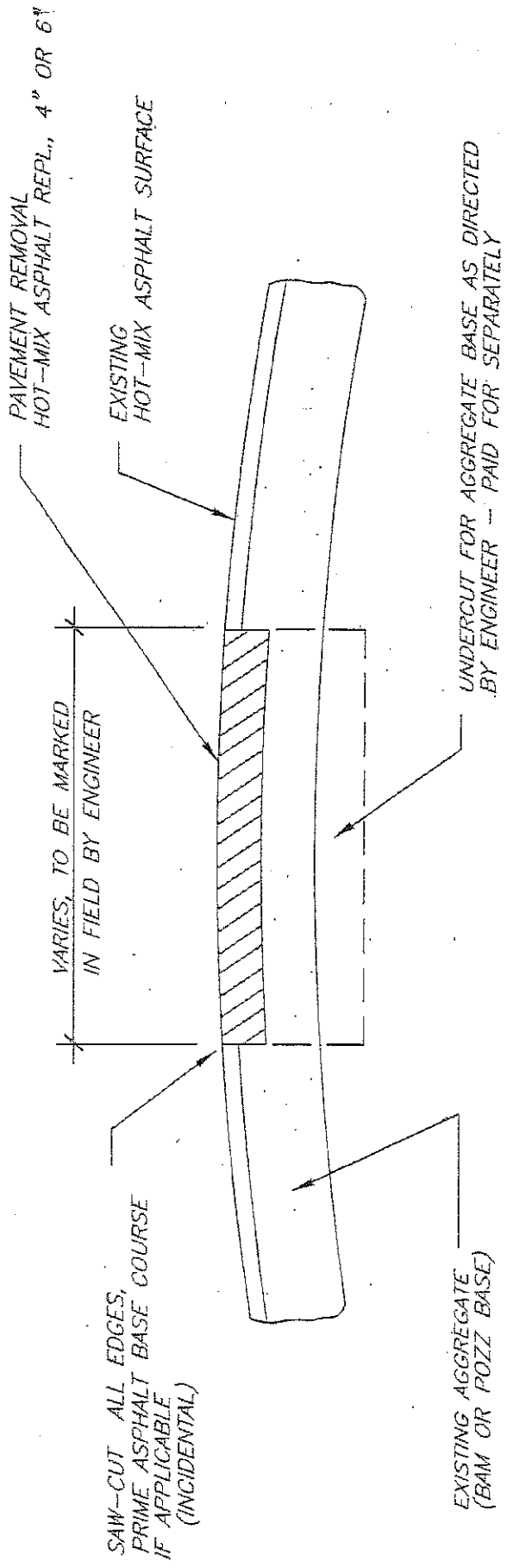


TYPICAL CROSS-SECTION UNIMPROVED STREETS

N.T.S.



R.W.B
06/08/05
C:\CADFILES\RESURFACING\DETAILS

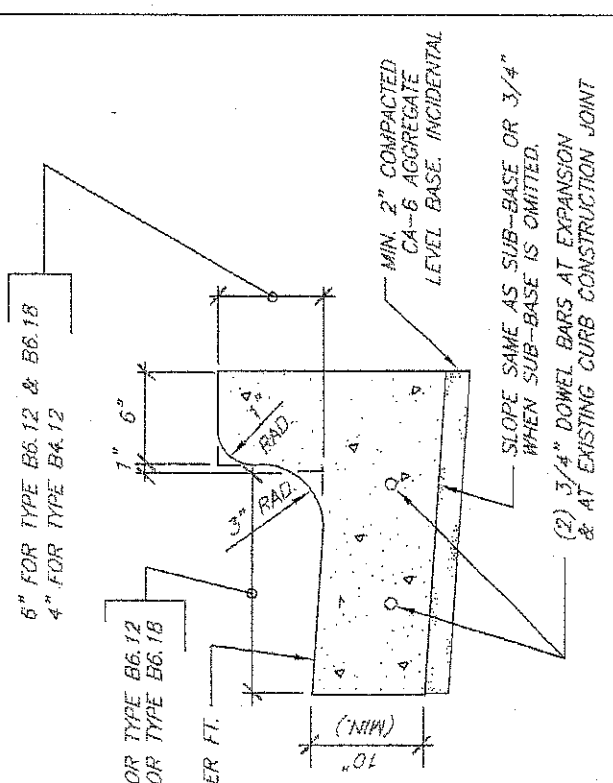


CLASS D PATCHES, 4" or 6"

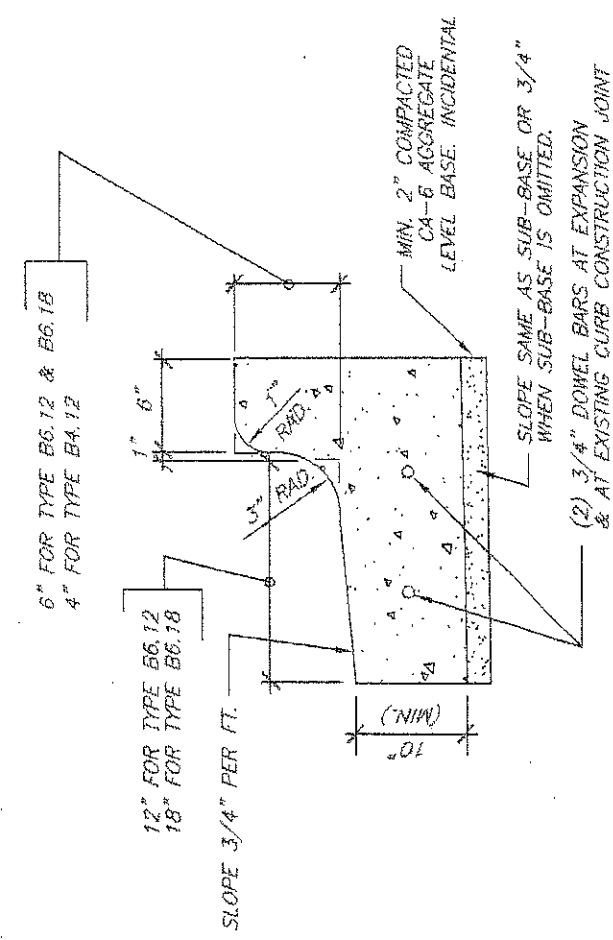
N.T.S.



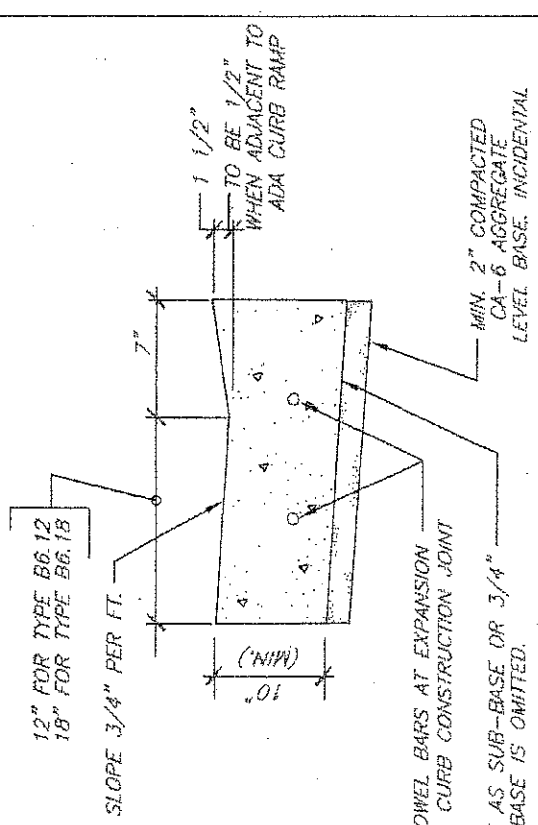
R.W.B
06/08/05
C:\CADFILES\RESURFACING\DETAILS



BARRIER CURB



BARRIER CURB WITH REVERSED PITCH



DEPRESSED CURB

COMBINATION CONCRETE CURB AND GUTTER - BARRIER

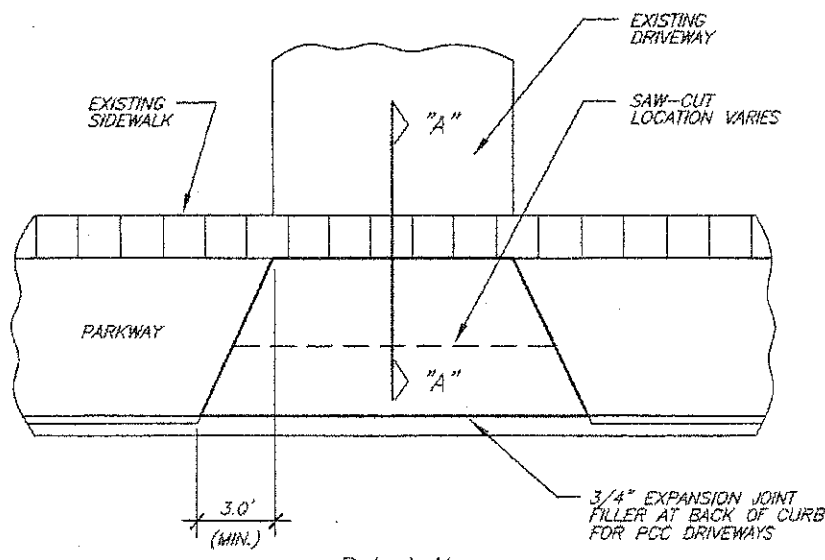
N.T.S.

JOINT SPACING ON CENTERS:
15' FOR CONTRACTIONS
90' FOR EXPANSION

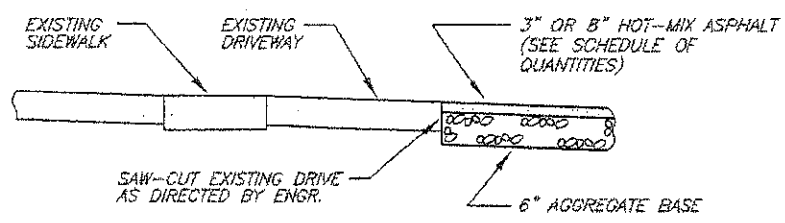
WHERE APPLICABLE NEW CURB SHALL BE TIED TO ADJACENT CONCRETE PAVEMENT OR BASE WITH NO. 6 (3/4") BARS AT 24" CENTERS IN ACCORDANCE WITH DETAILS FOR LONGITUDINAL CONSTRUCTION JOINT SHOWN ON STANDARD 420001

S.A.F
03/04/08
I:\PW-ENG & TRANSPORTATION\CAD-FILES\RESURFACING\2008 DETAILS.DWG





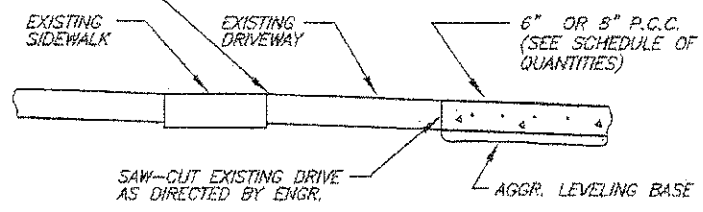
PLAN



SECTION "A - A"

ASPHALT DRIVE

3/4" EXPANSION JOINT FILLER
IF ALL APPROACH REPLACED



SECTION "A - A"

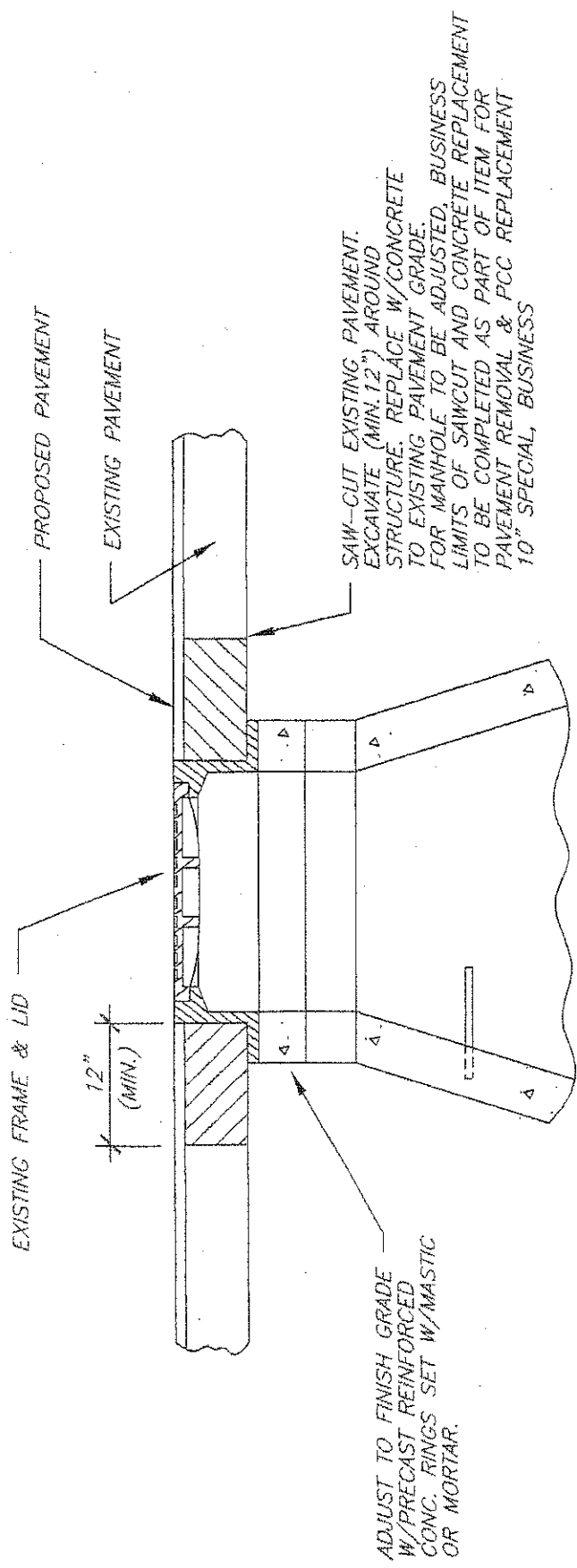
CONCRETE DRIVE

DRIVEWAY REMOVAL & REPLACEMENT

N.T.S.

R.W.B
06/08/05
C:\CADFILES\RESURFACING\DETAILS





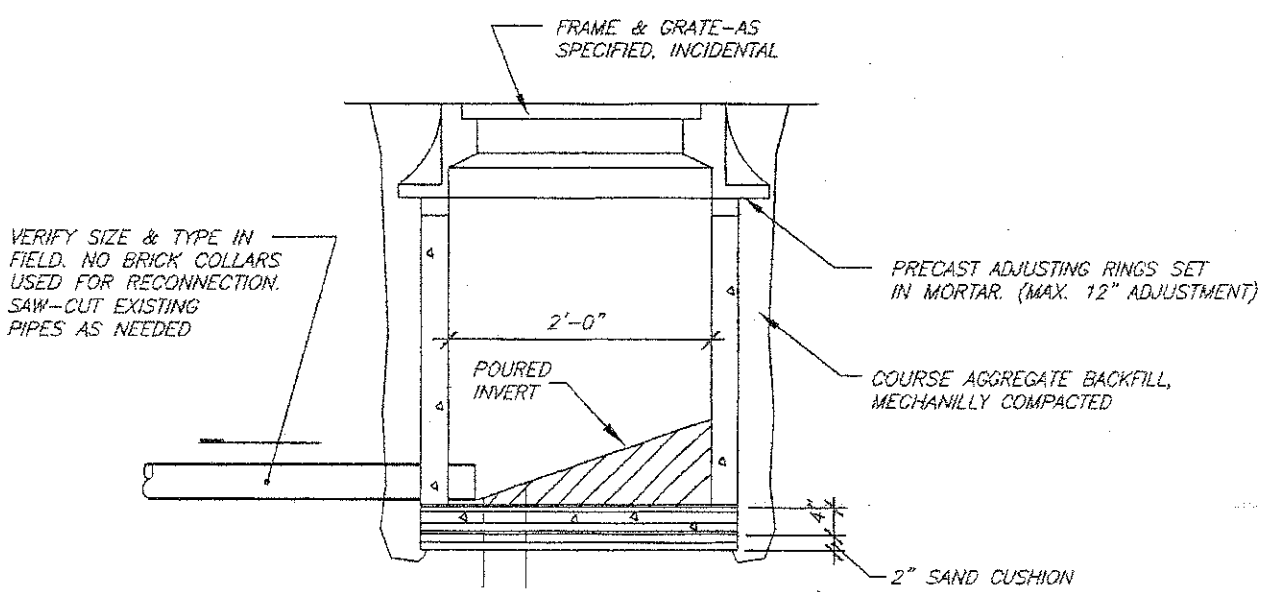
NOTES:

1. AFTER MANHOLE HAS BEEN ADJUSTED AND IF STREET IS OPEN TO TRAFFIC, A TYPE 1 BARRICADE W/FLASHER SHALL BE PLACED AT EACH MANHOLE.
2. SANITARY MANHOLE AND MANHOLE TO BE ADJUSTED, BUSINESS TO BE SET W/MASTIC

MANHOLE ADJUSTMENT DETAIL

N.T.S.





NOTE: INSIDE WALL OF INLET TO BE FLUSH WITH FACE OF CURB FOR TYPE I FRAME OR BACK OF CURB FOR TYPE 3 & TYPE II FRAME

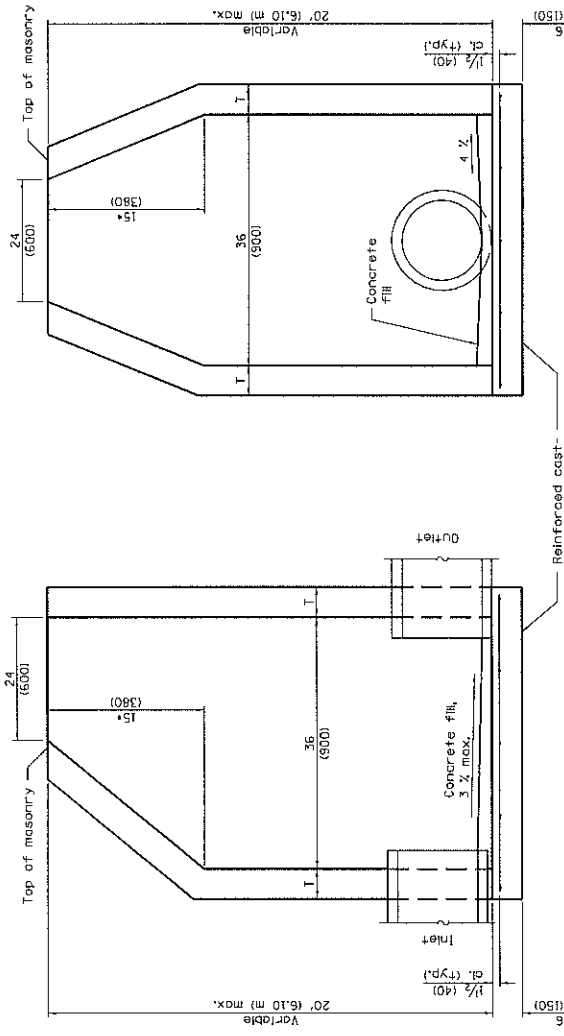
**TYPE "A" INLET
NEW/REPLACEMENT**

N.T.S.

R.W.B
06/08/05
C:\CADFILES\RESURFACING\DETAILS



• For precast reinforced concrete sections, this dimension may vary from the dimension given to plus 6 (150).

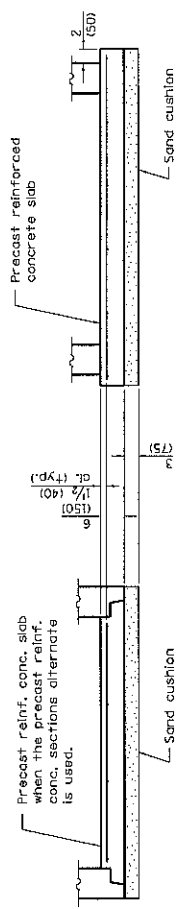


ELEVATION - CONCENTRIC

ELEVATION - ECCENTRIC

ALTERNATE MATERIALS FOR WALLS	T (min.)
Concrete Masonry Unit	5 (125)
Brick Masonry	8 (200)
Precast Reinforced Concrete Section	3 (75)
Cast-in-Place Concrete	6 (150)

GENERAL NOTES
 Bottom slabs shall be reinforced with a minimum of 0.20 sq. in./ft. (420 sq. mm/m) in both directions with a maximum spacing of 12 (300).
 Bottom slabs may be connected to the riser as detailed by the fabricator, however, only a single row of reinforcement around the perimeter may be utilized.
 See Standard 602601 for optional Precast Reinforced Concrete Flat Slab Top.
 All dimensions are in inches (millimeters) unless otherwise shown.



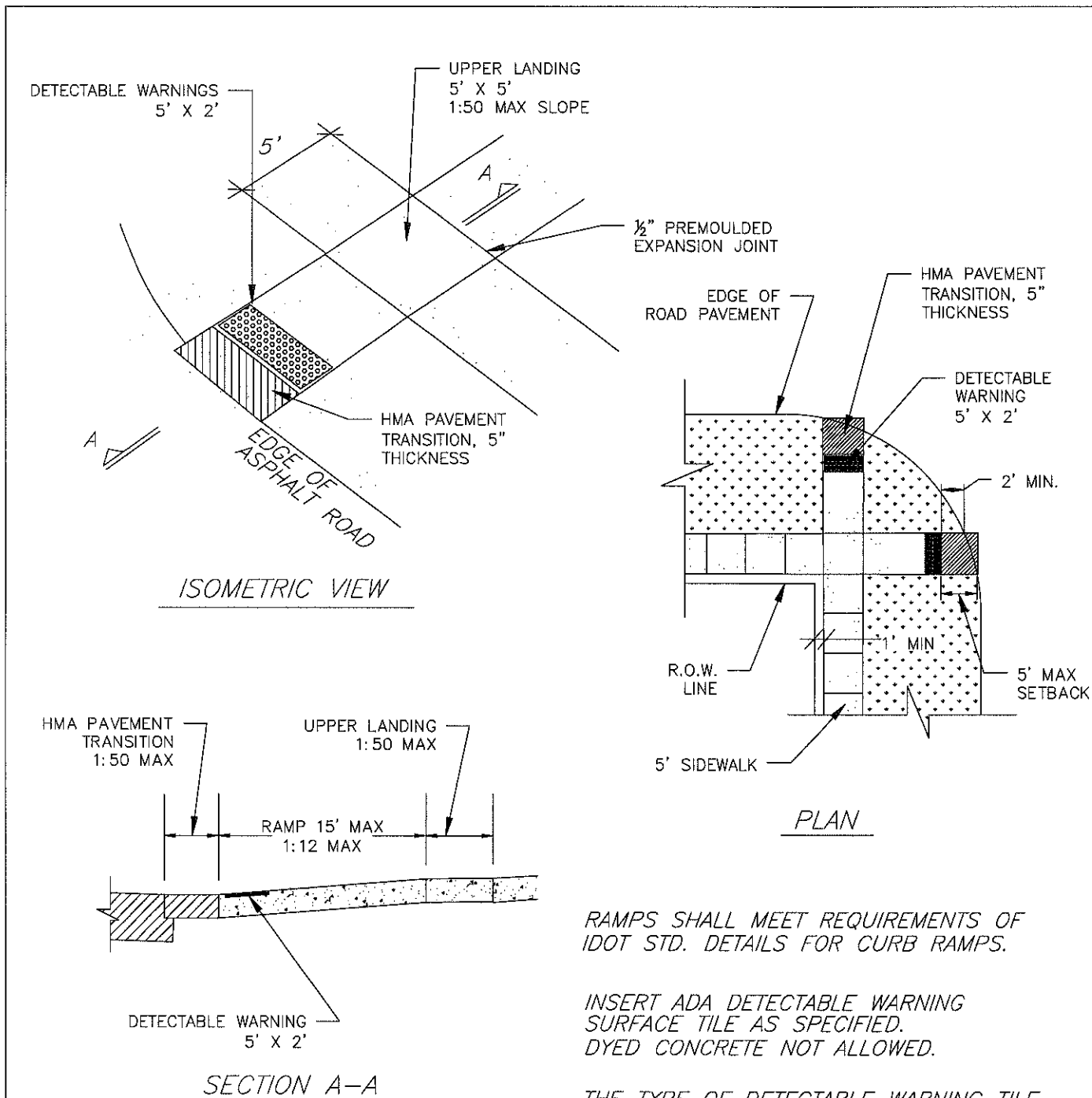
ALTERNATE BOTTOM SLAB

DATE	REVISIONS
1-1-11	Detailed reinf. in slabs. Added max. limit to height.
1-1-09	Revised general notes. Switched units to English metric.

Illinois Department of Transportation
 PASSED January 1, 2011
 ENGINEER OF POLICY AND PROCEDURES
 APPROVED *Michael Reed* January 1, 2011
 ENGINEER OF DESIGN AND ENVIRONMENT *Scott Smith*

INLET - TYPE B


STANDARD 602306-03

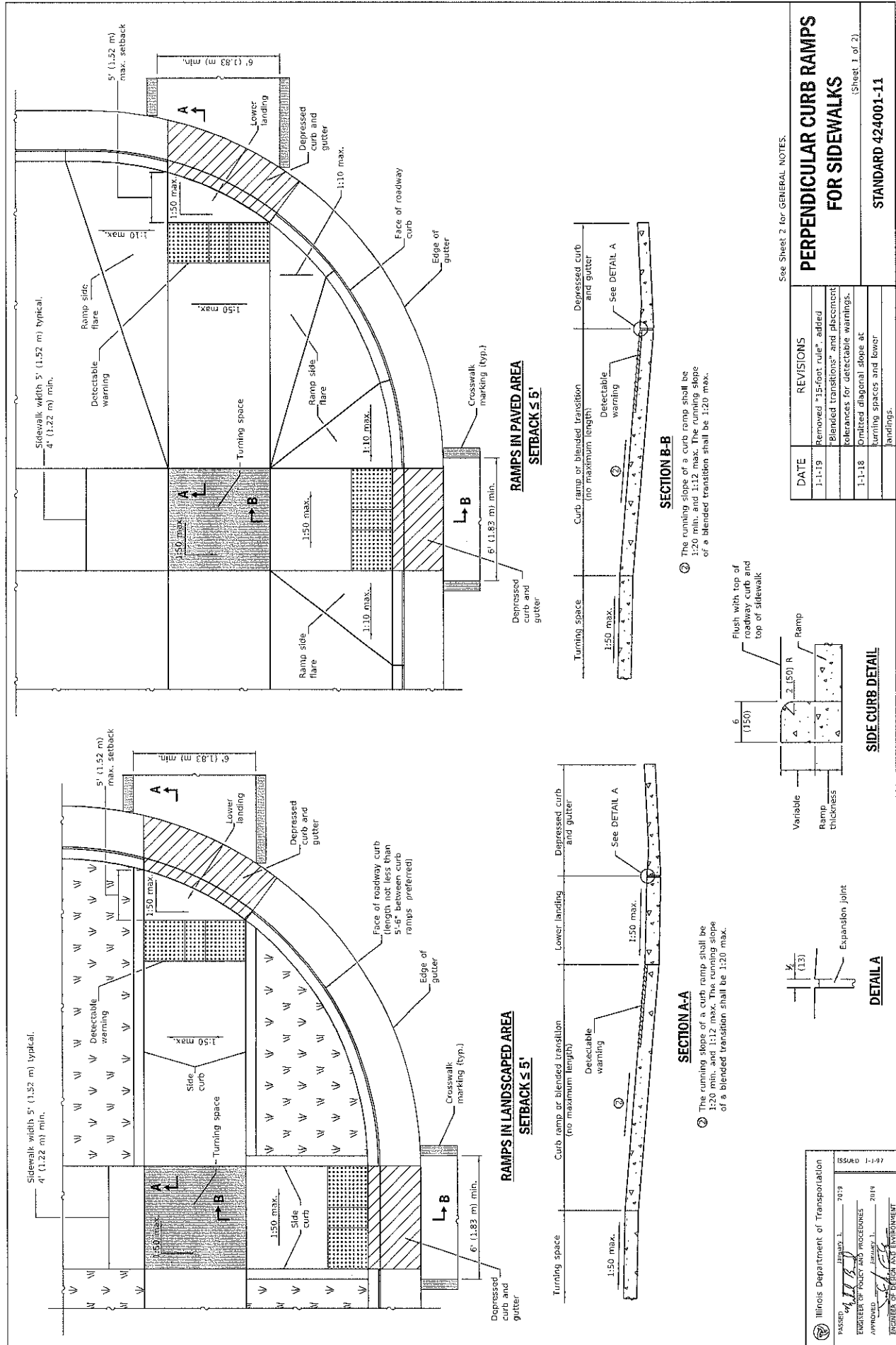


RAMPS SHALL MEET REQUIREMENTS OF IDOT STD. DETAILS FOR CURB RAMPS.

INSERT ADA DETECTABLE WARNING SURFACE TILE AS SPECIFIED. DYED CONCRETE NOT ALLOWED.

THE TYPE OF DETECTABLE WARNING TILE SHALL BE ARMOR-TILE, ACCESS TILE, OR TUFTILE TACTILE WARNING SYSTEMS.

N.T.S.	DATE	REVISIONS	DRAWN BY	APPVD BY	STANDARD DETAIL
	03/25/11		S.A.V.	A.J.S.	<p>A.D.A RAMPS ON NON-CURBED STREETS</p>
	03/26/12		T.J.T.	A.J.S.	
	03/01/15		A.J.S.	A.J.S.	
	01/01/17		N.R.H.	J.M.W.	
	01/01/18		N.R.H.	J.M.W.	
DRAWING NO. SWK-03					
I:\LIBRARY\DETAILS\SIDEWALK\SWK-03					



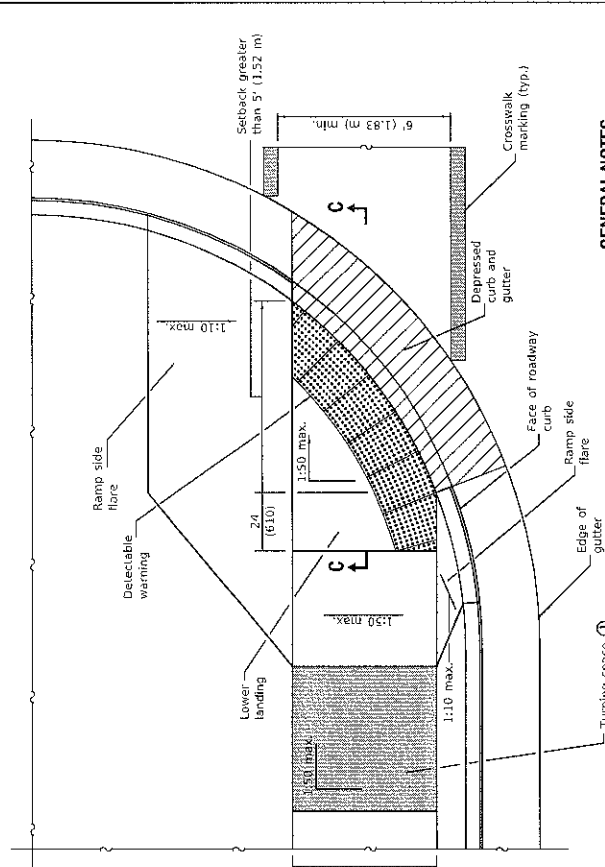
See Sheet 2 for GENERAL NOTES.

PERPENDICULAR CURB RAMPS FOR SIDEWALKS	
STANDARD 424001-11	
DATE	REVISIONS
1-1-19	Removed "15-foot rule", added "Blended transitions" and placement tolerances for detectable warnings.
1-1-18	Omitted diagonal slope at landing spaces and lower landings.

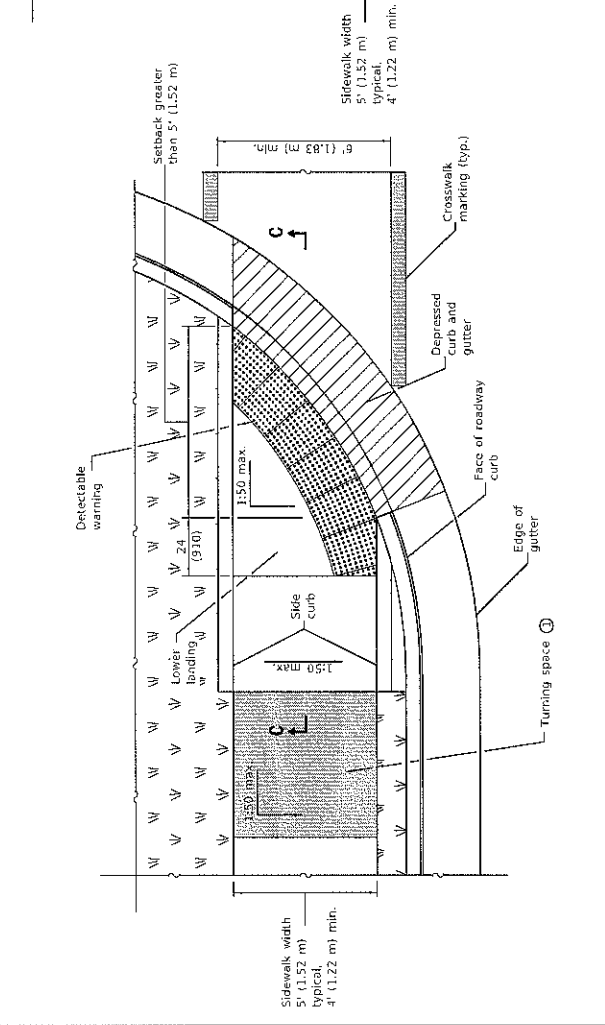
② The running slope of a curb ramp shall be 1:20 min. and 1:12 max. The running slope of a blended transition shall be 1:20 max.

② The running slope of a curb ramp shall be 1:20 min. and 1:12 max. The running slope of a blended transition shall be 1:20 max.

Illinois Department of Transportation PASSED: <i>[Signature]</i> ENGINEER OF POLICY AND PROCEDURES APPROVED: <i>[Signature]</i> ENGINEER OF DESIGN AND ENVIRONMENT	ISSUED: 1-1-19 2019 2019
--	--------------------------------



RAMP IN LANDSCAPED AREA
SETBACK > 5'



RAMP IN PAVED AREA
SETBACK > 5'

GENERAL NOTES

All slope ratios are expressed as units of vertical displacement to units of horizontal displacement (V:H).

Where the turning space is constrained on a side opposite to the minimum length of the turning space in the direction of the ramp-run shall be 5' (1.52 m).

Where 1:50 maximum slope is shown, 1:64 is preferred.

Detectable warnings are shown in their ideal locations but the following placement tolerances are allowed:

Side Border - Detectable warnings should extend the full width of the walking surface (excluding flared sides) but a border along each side up to 2 ft. (60 mm) in width is allowed.

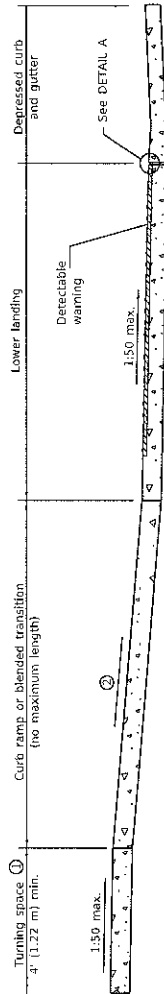
Curb, Set-Back - Detectable warnings located at the back of curb should closely align with the curb but gap up to 6 ft. (180 mm) behind the curb is allowed.

See Standard 606001 for details of depressed curb adjacent to curb ramp.

All dimensions are in inches (millimeters) unless otherwise shown.

PERPENDICULAR CURB RAMPS FOR SIDEWALKS
(Sheet 2 of 2)

STANDARD 424001-11



SECTION C-C

- ① This turning space not required for blended transitions.
- ② The running slope of a curb ramp shall be 1:20 min. and 1:12 max. The running slope of a blended transition shall be 1:20 max.

Illinois Department of Transportation

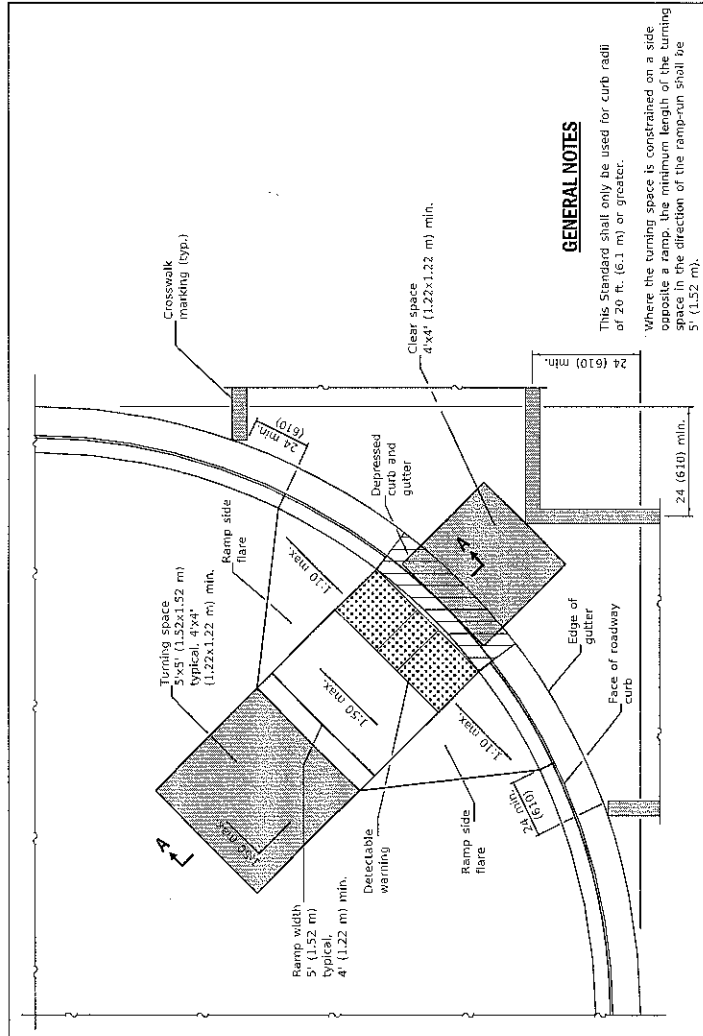
PASSED: *[Signature]* JANUARY 1, 2019

APPROVED: *[Signature]* JANUARY 1, 2019

ENGINEER OF PUBLIC WORKS PROCEDURES

ENGINEER OF DESIGN AND ENVIRONMENT

ISSUED: 1-1-19



GENERAL NOTES

This Standard shall only be used for curb radii of 20 ft. (6.1 m) or greater.

Where the turning space is constrained on a side opposite a ramp, the minimum length of the turning space in the direction of the ramp-run shall be 5' (1.52 m).

Where 1:50 maximum slope is shown, 1:64 is preferred.

Detectable warnings are shown in their ideal locations but the following placement tolerances are allowed.

Side Border - Detectable warnings should extend the full width of the walking surface (excluding flared sides) but a border along each side up to 2 in. (50 mm) in width is allowed.

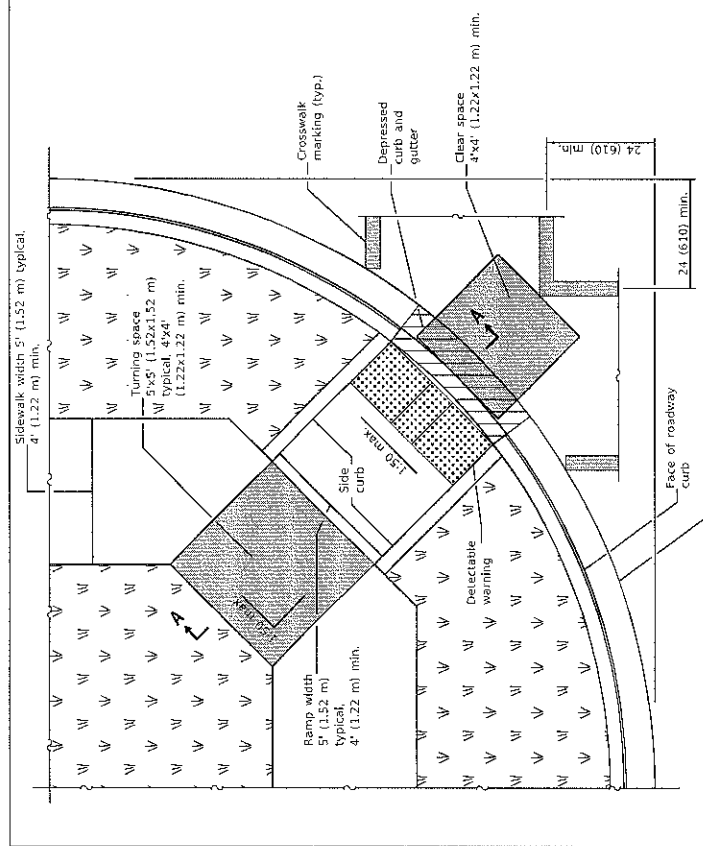
Curb Set-Back - Detectable warnings located at the back of curb should closely align with the curb but a gap up to 6 in. (150 mm) behind the curb is allowed.

All slope ratios are expressed as units of vertical displacement to units of horizontal displacement (V:H).

See Standard 606001 for details of depressed curb adjacent to curb ramp.

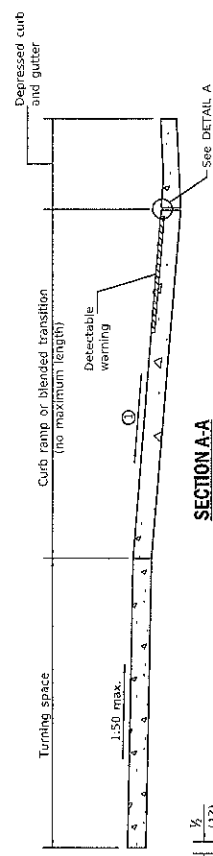
All dimensions are in inches (millimeters) unless otherwise shown.

RAMP IN PAVED AREA



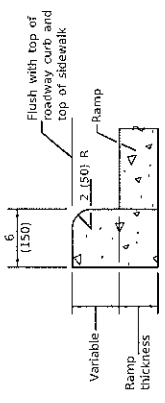
RAMP IN LANDSCAPED AREA

① The running slope of a curb ramp shall be 1:20 min. and 1:12 max. The running slope of a blended transition shall be 1:20 max.



SECTION A-A

① The running slope of a curb ramp shall be 1:20 min. and 1:12 max. The running slope of a blended transition shall be 1:20 max.



SIDE CURB DETAIL

DATE	REVISIONS
3-1-19	Removed "15-foot rule", added "blended transitions" and placement tolerances for detectable warnings.
3-1-18	Notified diagonal slope at turning spaces.

DIAGONAL CURB RAMPS FOR SIDEWALKS

STANDARD 424006-04

Illinois Department of Transportation

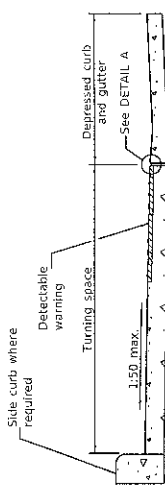
ISSUED 1-1-12

PASSED *[Signature]* 11/29/11 2019

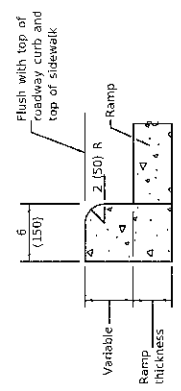
ENGINEER OF PUBLIC WORKS PROCEDURES

APPROVED *[Signature]* 1/1/19

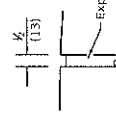
ENGINEER OF DESIGN FOR ENVIRONMENT



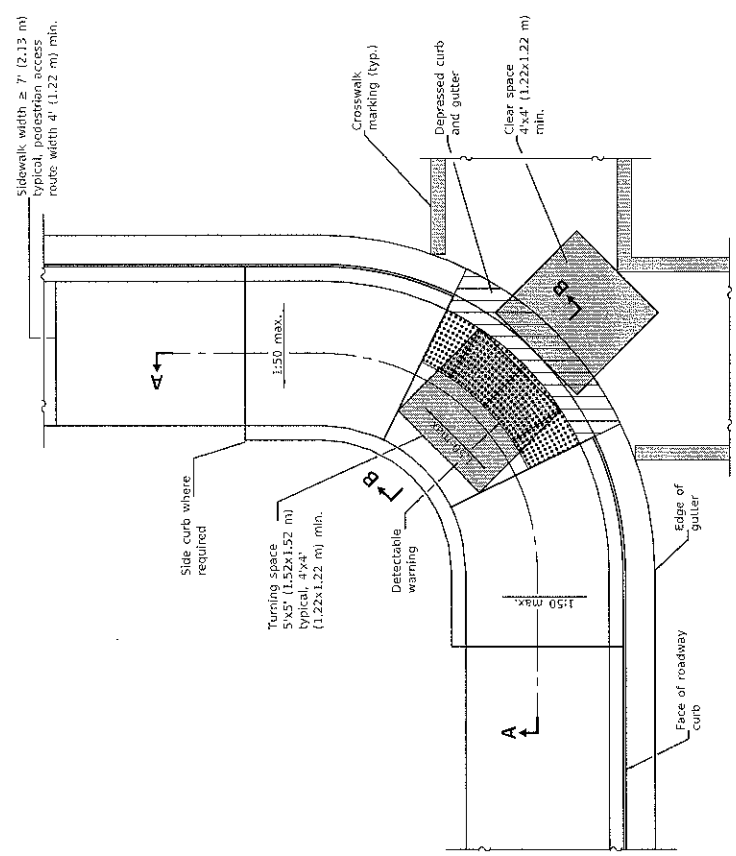
SECTION B-B



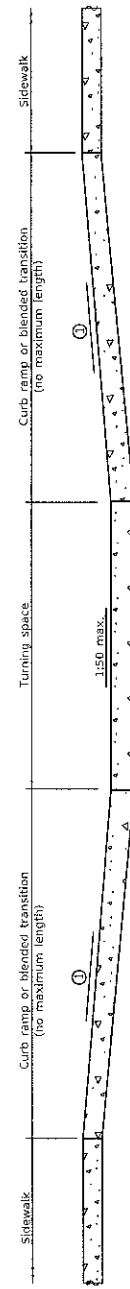
SIDE CURB DETAIL



DETAIL A



CORNER PARALLEL CURB RAMP



SECTION A-A

① The running slope of a curb ramp shall be 1:20 min. and 1:12 max. The running slope of a blended transition shall be 1:20 max.

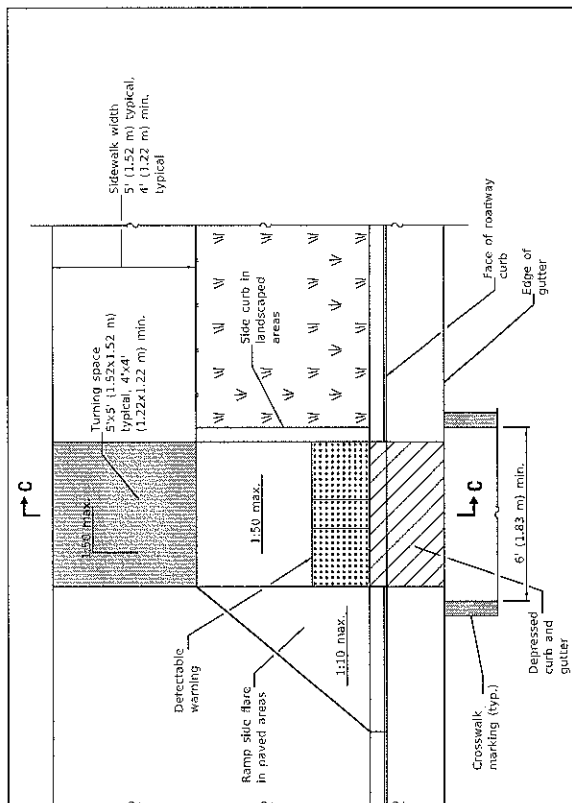
GENERAL NOTES

All slope ratios are expressed as units of vertical displacement to units of horizontal displacement (V:H).
 Where the turning space is constrained on a side opposite a ramp, the minimum length of the turning space in the direction of the ramp-run shall be 5' (1.52 m).
 Where 1:50 maximum slope is shown, 1:64 is preferred.
 Detectable warnings are shown in their ideal locations but the following placement tolerances are allowed.
 Side Border - Detectable warnings should extend the full width of the walking surface (excluding flared sides) but a border along each side up to 2 in. (50 mm) in width is allowed.
 Curb Set-Back - Detectable warnings located at the back of curb should closely align with the curb but a gap up to 6 in. (150 mm) behind the curb is allowed.
 See Standard 606001 for details of depressed curb adjacent to curb ramp.
 All dimensions are in inches (millimeters) unless otherwise shown.

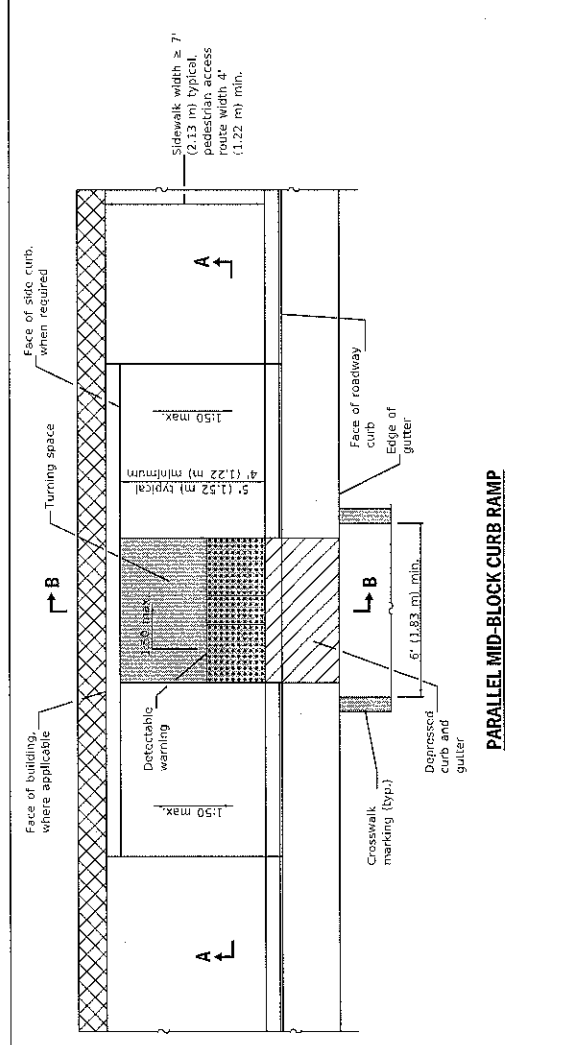
DATE	REVISIONS
1-1-19	Removed upper landing, added blended transition and detectable warning tolerances.
1-1-17	Revised sidewalk width to include 24 (610) buffer behind curb.

CORNER PARALLEL CURB RAMPS FOR SIDEWALKS
STANDARD 424011-04

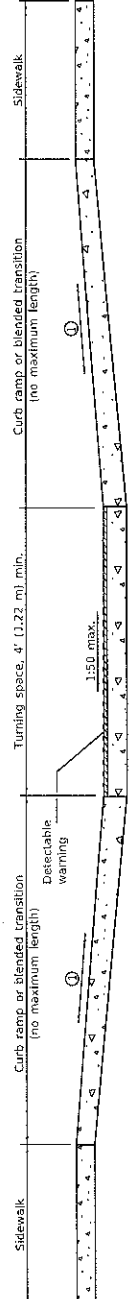
Illinois Department of Transportation
 PASSED: *M. J. B.* 2019
 ENGINEER OF POLICY AND PROCEDURES
 APPROVED: *[Signature]* 2019
 ENGINEER OF DESIGN AND ENVIRONMENT



PARALLEL MID-BLOCK CURB RAMP



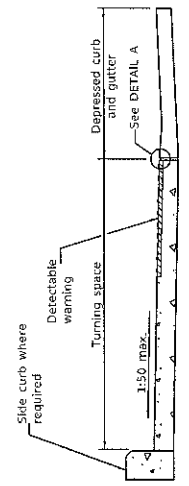
PERPENDICULAR MID-BLOCK CURB RAMP



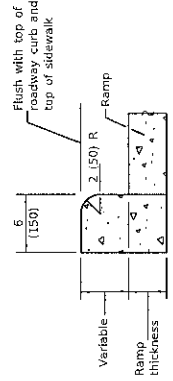
GENERAL NOTES
All slope ratios are expressed as units of vertical displacement to units of horizontal displacement (V:H).
Where the turning space is constrained on a side opposite a ramp, the minimum length of the turning space in the direction of the ramp-run shall be 5' (1.52 m).
Where 1:50 maximum slope is shown, 1:64 is preferred.
Detectable warnings are shown in their ideal locations but the following placement tolerances are allowed.
Side border - Detectable warnings should extend the full width of the walking surface (excluding flared sides) but a border along each side up to 2 in. (50 mm) in width is allowed.
Curb Set-Back - Detectable warnings located at the back of curb should closely align with the curb but a gap up to 6 in. (150 mm) behind the curb is allowed.
See Standard 606001 for details of depressed curb adjacent to curb ramp.
All dimensions are in inches (millimeters) unless otherwise shown.

SECTION A-A

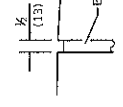
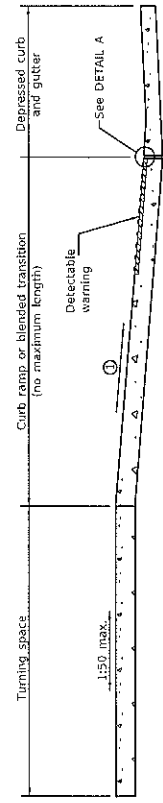
① The running slope of a curb ramp shall be 1:20 min. and 1:12 max. The turning slope of a blended transition shall be 1:20 max.



SECTION B-B



SECTION C-C



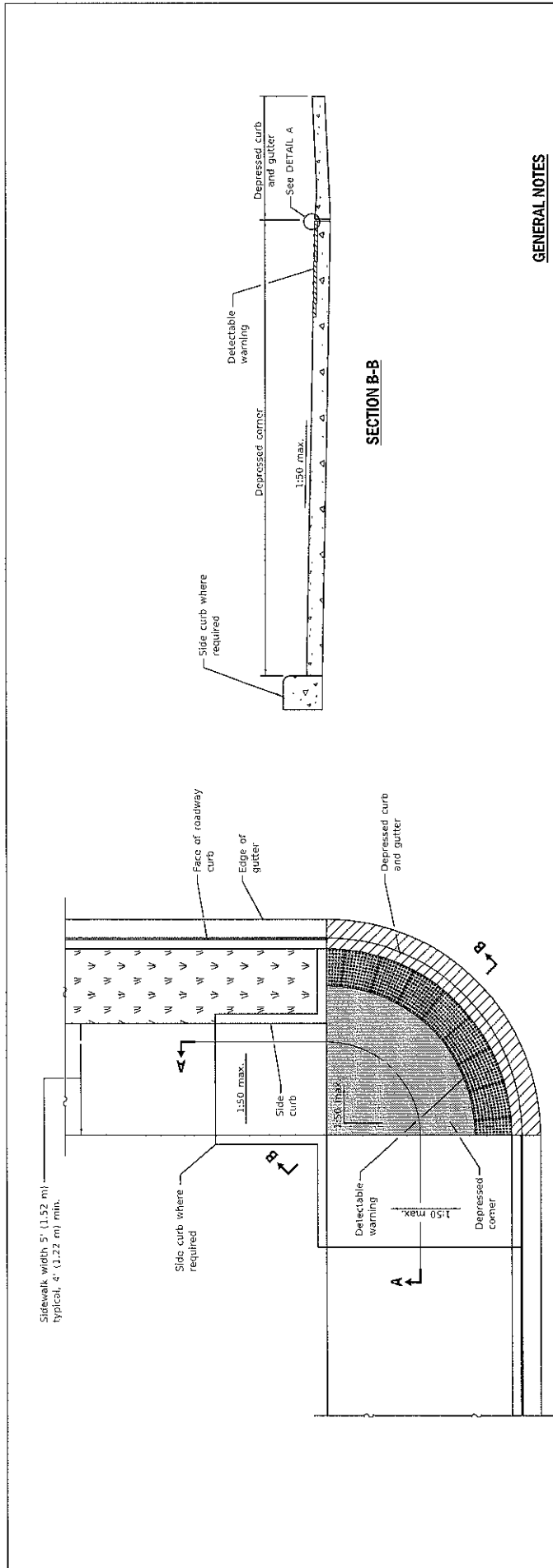
SIDE CURB DETAIL

DATE	REVISIONS
1-1-19	Removed upper landing, added blended transitions and detectable warning tolerances.
1-1-18	Omitted diagonal slope at turning spaces and upper landings.

MID-BLOCK CURB RAMPS FOR SIDEWALKS

STANDARD 424016-05

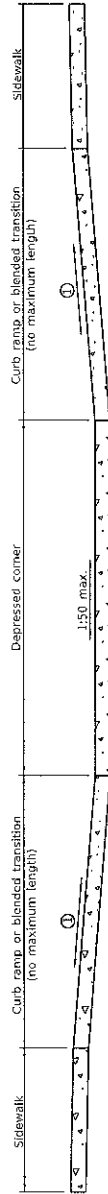
Illinois Department of Transportation
 PASSED: [Signature] 2019
 APPROVED: [Signature] 2019
 ENGINEER OF DESIGN AND ENVIRONMENT



DEPRESSED CORNER

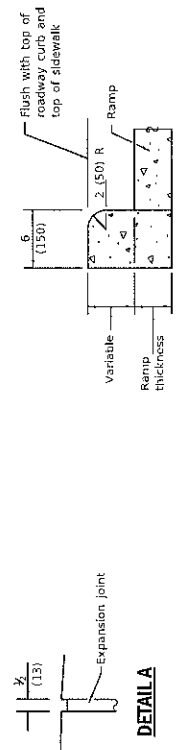
GENERAL NOTES

- This standard shall only be used for curb radii of 6 ft. (1.83 m) or greater.
- All slope ratios are expressed as units of vertical displacement to units of horizontal displacement (V:H).
- Where 1:50 maximum slope is shown, 1:64 is preferred.
- Detectable warnings are shown in their ideal tolerances but the following placement tolerances are allowed.
- Side Border - Detectable warnings should extend the full width of the walking surface (excluding flared sides) but a border along each side up to 2 in. (50 mm) in width is allowed.
- Curb Set-Back - Detectable warnings located at the back of curb should closely align with the curb but a gap up to 6 in. (150 mm) behind the curb is allowed.
- See Standard 606001 for details of depressed curb adjacent to curb ramp.
- All dimensions are in inches (millimeters) unless otherwise shown.



SECTION A-A

- ① The running slope of a curb ramp shall be 1:20 min. and 1:12 max. The running slope of a blended transition shall be 1:20 max.



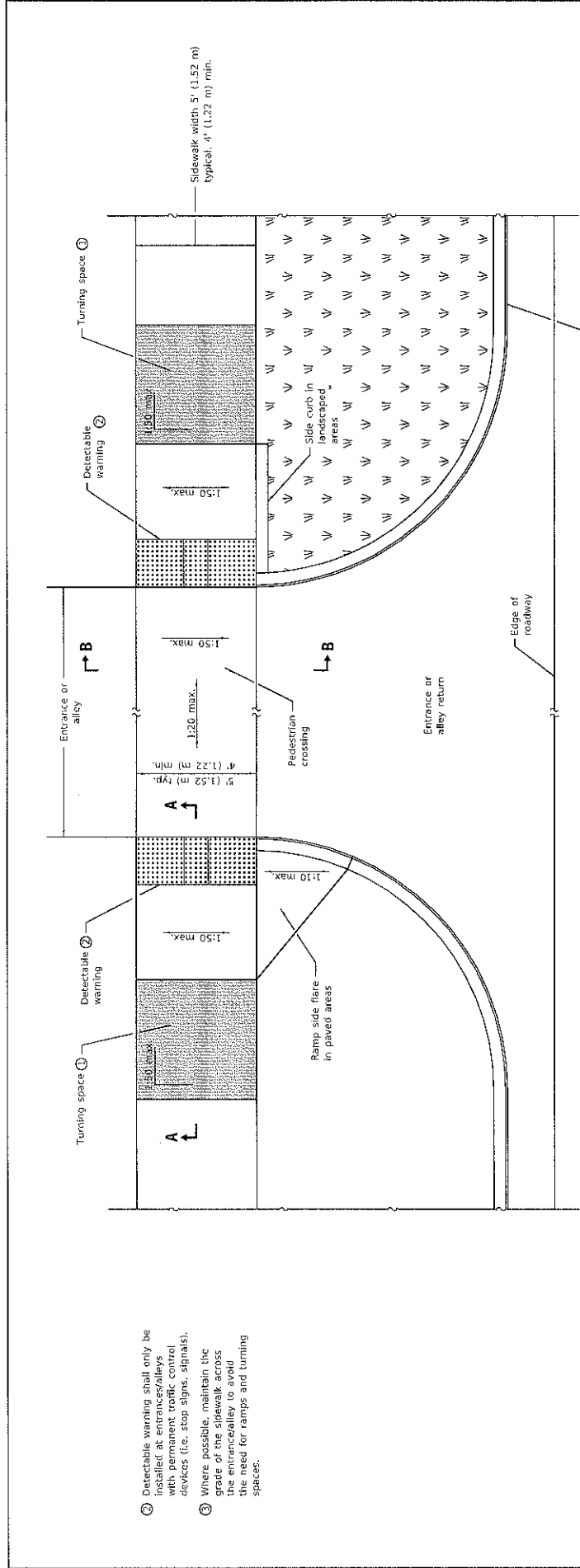
DETAIL A

DATE	REVISIONS
1-1-19	Removed upper landings, added blended transition and detectable warning tolerances.
1-1-18	Omitted diagonal slope at turning spaces and upper landings.

DEPRESSED CORNER FOR SIDEWALKS

STANDARD 424021-05

PASSED: *[Signature]* 2019
 ILLINOIS DEPARTMENT OF TRANSPORTATION
 ENGINEER OF POLICY AND PROCEDURES
 APPROVED: *[Signature]* 2019
 ILLINOIS DEPARTMENT OF TRANSPORTATION
 ENGINEER OF DESIGN AND ENVIRONMENT



- ② Detectable warning shall only be installed at entrances/alleys with permanent traffic control devices (i.e. stop signs, signals).
- ③ Where possible, maintain the grade of the sidewalk across the entrance/alley to avoid the need for ramps and turning spaces.

ENTRANCE / ALLEY PEDESTRIAN CROSSING

GENERAL NOTES

All slope ratios are expressed as units of vertical displacement to units of horizontal displacement (V:H).

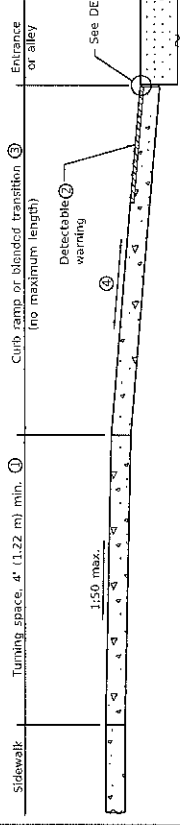
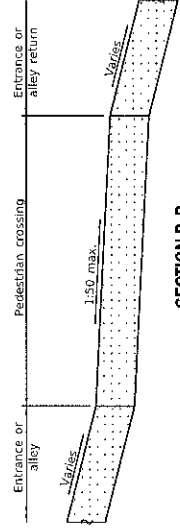
Where 1:50 maximum slope is shown, 1:64 is preferred.

Detectable warnings are shown in their ideal locations but the following placement tolerances are allowed.

Slide Barrier - Detectable warnings should extend the full width of the walking surface (excluding flared sides) but a border along each side up to 2 in. (50 mm) in width is allowed.

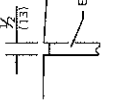
Curb Setback - Detectable warnings located at the back of curb should closely align with the curb but a gap up to 6 in. (150 mm) behind the curb is allowed.

All dimensions are in inches (millimeters) unless otherwise shown.



SECTION A-A

- ① Turning space not required for blended transitions.
- ④ The running slope of a curb ramp shall be 1:20 min and 1:12 max. The running slope of a blended transition shall be 1:20 max.

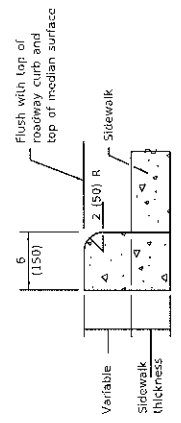


DETAIL A

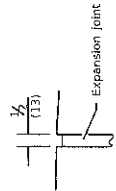
PASSED BY: <i>[Signature]</i> ILLINOIS DEPARTMENT OF TRANSPORTATION ENGINEER OF POLICY AND PROCEDURES APPROVED BY: <i>[Signature]</i> ILLINOIS DEPARTMENT OF TRANSPORTATION ENGINEER OF DESIGN AND ENVIRONMENT	DATE: 1-1-19 REVISIONS: 1-1-19 Added blended transitions and placement tolerances for detectable warnings.
	DATE: 1-1-18 REVISIONS: 1-1-18 Omitted diagonal slope at upper handings.

ENTRANCE / ALLEY PEDESTRIAN CROSSINGS

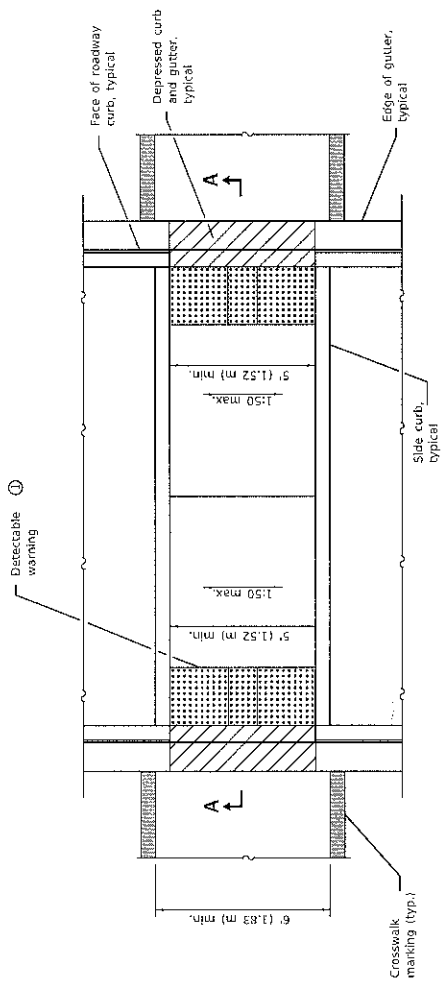
STANDARD 42-4026-03




SIDE CURB DETAIL



DETAIL A



MEDIAN PEDESTRIAN CROSSING



SECTION A-A

GENERAL NOTES

All slope ratios are expressed as units of vertical displacement to units of horizontal displacement (V:H).

Where 1:50 maximum slope is shown, 1:64 is preferred.

Detectable warnings are shown in their ideal locations but the following placement tolerances are allowed.

Side Border - Detectable warnings should extend the full width of the walking surface (excluding the raised back slope) along each side up to 2 ft. (50 mm) in width is allowed.

Curb Set-Back - Detectable warnings located at the back of curb should closely align with the curb but a gap up to 6 in. (150 mm) behind the curb is allowed.

See Standard 605001 for details of depressed curb adjacent to curb ramp.

All dimensions are in inches (millimeters) unless otherwise shown.

DATE	REVISIONS
1-1-19	Added placement tolerances for detectable warnings.
1-1-12	Widened crosswalk to 6' (1.83 m) min. inside dimension.

MEDIAN PEDESTRIAN CROSSINGS

STANDARD 424031-02

Illinois Department of Transportation

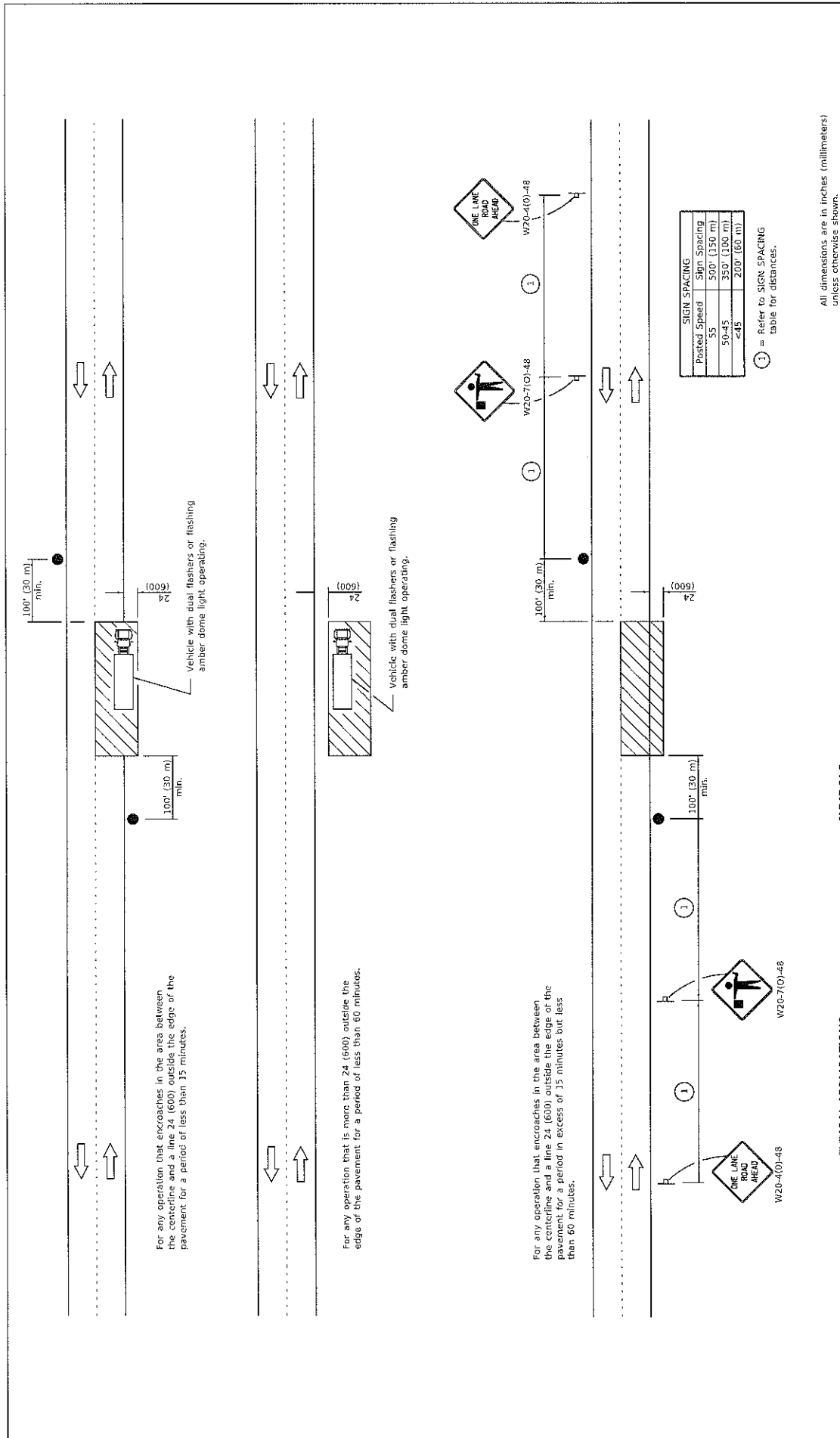
ISSUED 1-3-17

APPROVED January 1, 2019

ENGINEER OF PUBLIC WORKS PROCEDURES

APPROVED January 1, 2019

ENGINEER OF DESIGN AND ENVIRONMENT



All dimensions are in inches (millimeters) unless otherwise shown.

LANE CLOSURE, 2L, 2W, SHORT TIME OPERATIONS

STANDARD 701301-04

DATE	REVISIONS
1-1-11	Revised flagger sign.
1-1-09	Switched units to English (metric).

SYMBOLS

- ▨ Work area
- ⊥ Sign on portable or permanent support
- Flagger with traffic control sign

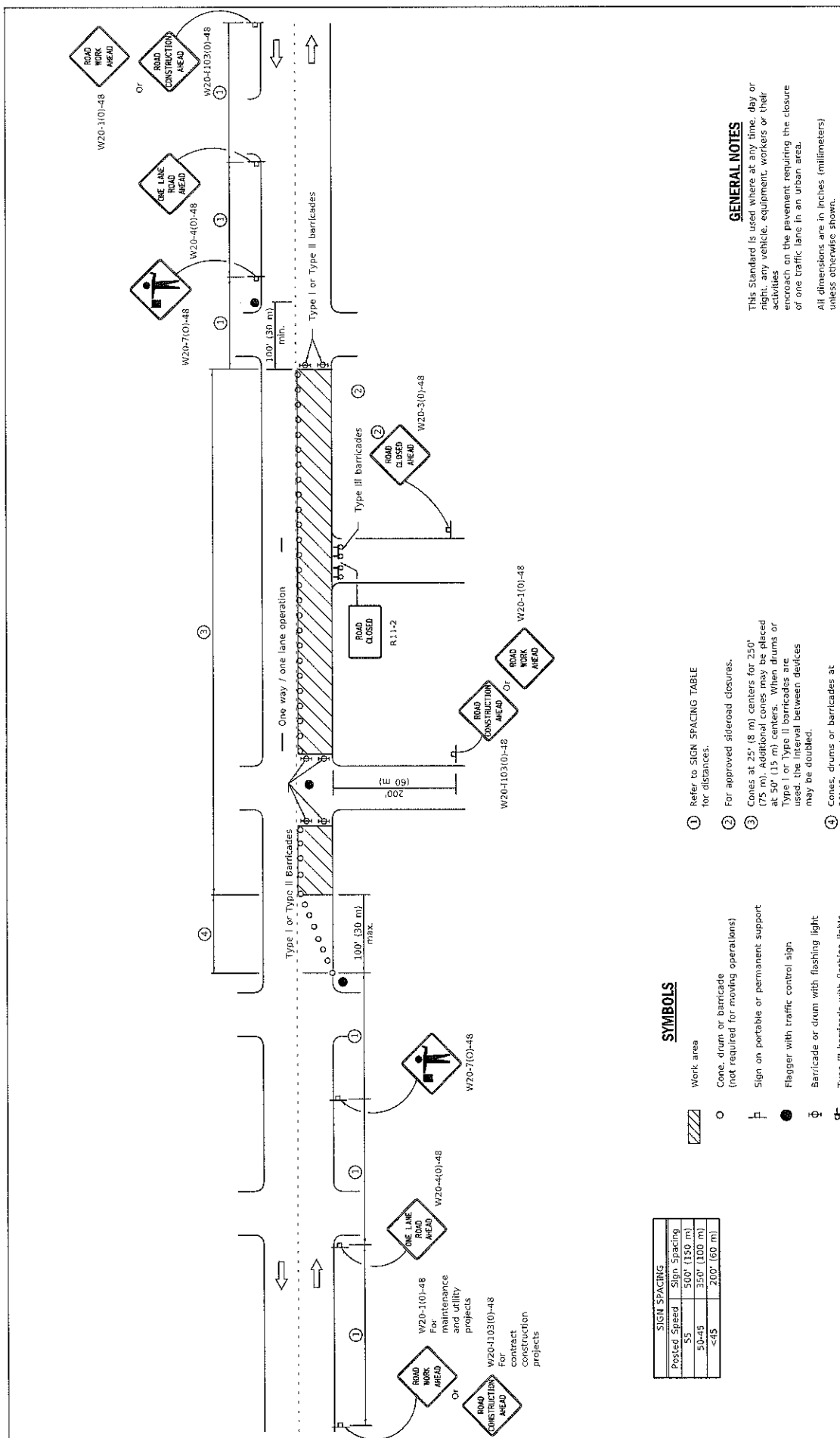
TYPICAL APPLICATIONS

- Marking patches
- Field survey
- String line
- Utility operations
- Cleaning up debris on pavement

Illinois Department of Transportation
 ISSUED 1-1-97

PASSED: [Signature] January 1, 2011
 ENGINEER OF SAFETY ENGINEERS

APPROVED: [Signature] January 1, 2011
 ENGINEER OF DESIGN AND ENVIRONMENT



GENERAL NOTES
 This Standard is used where at any time, day or night, any vehicle, equipment, workers or their activities encroach on the pavement requiring the closure of one traffic lane in an urban area.
 All dimensions are in inches (millimeters) unless otherwise shown.

- ① Refer to SIGN SPACING TABLE for distances.
- ② For approved sideroad closures.
- ③ Cones at 25' (8 m) centers for 250' (75 m). Additional cones may be placed at 50' (15 m) centers. When drums or Type I or Type II barricades are used, the interval between devices may be doubled.
- ④ Cones, drums or barricades at 20' (6 m) centers.

SYMBOLS

- ▨ Work area
- Cone, drum or barricade (not required for moving operations)
- ⚠ Sign on portable or permanent support
- ⦿ Flagger with traffic control sign
- ⚡ Barricade or drum with flashing light
- ⚡ Type III barricade with flashing lights

Posted Speed	Sign Spacing
55	500' (150 m)
50-45	350' (100 m)
<45	200' (60 m)

**URBAN LANE CLOSURE,
 2L, 2W, UNDIVIDED**

STANDARD 701501-06

DATE	REVISIONS
3-1-11	Revised flagger sign.
1-1-09	Switched units to English (metric).
	Corrected sign No.'s.

Illinois Department of Transportation

ISSUED 1-1-97

2011

APPROVED

ENGINEER OF DESIGN AND ENVIRONMENT

W20-1(0)-48 For maintenance and utility projects

W20-1(0)-48 For contract construction projects

W20-4(0)-48

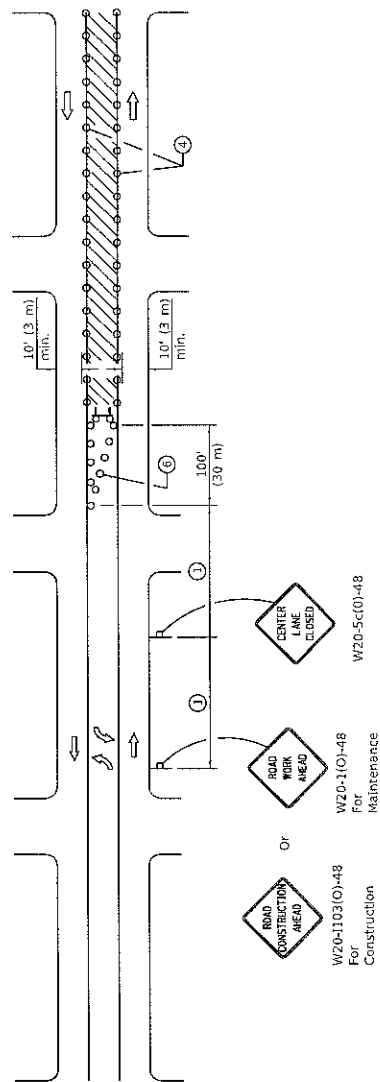
W20-7(0)-48

W20-1(0)-48

W20-3(0)-48

R.1.1-2

W20-1(0)-48



CASE I
(Signs required for both directions)

- 1 Refer to SIGN SPACING TABLE for distances.
- 2 Required for speeds > 40 mph (70 km/h).
- 3 Required if work exceeds 500' (164 m) or 1 block.
- 4 Cones at 25' (8 m) centers for 250' (75 m) on approach. Additional cones may be placed at 50' (15 m) centers. When drums or type I or II barricades are used, the interval between devices may be doubled.
- 5 For approved sideroad closures.
- 6 Cones, drums or barricades at 20' (6 m) centers in taper.
- 7 Use flagger sign only when flagger is present.

SYMBOLS

- ▨ Work area
- ⊠ Barricade or drum with flashing light
- Flagger with traffic control sign
- Cone, drum or barricade
- ⊥ Sign on portable or permanent support
- ⊞ Type III barricade with flashing lights

POSTED SPEED	SIGN SPACING
55	500' (150 m)
50-45	350' (109 m)
<45	200' (60 m)

GENERAL NOTES

This Standard is used to close one lane of an urban, two lane, two way roadway with a bidirectional turn lane.
 Case I applies when no workers are present. When workers are present, two lanes shall be closed and traffic control shall be according to Standard 701501.
 Calculate L as follows:

SPEED LIMIT

40 mph (70 km/h) or less:
 $L = \frac{WS^2}{60}$

45 mph (80 km/h) or greater:
 $L = \frac{W(S)}{60}$

FORMULAS (Metric)
 $L = \frac{WS^2}{150}$
 $L = 0.65(W)(S)$

W = Width of offset in feet (meters).
 S = Normal posted speed mph (km/h).

All dimensions are in inches (millimeters) unless otherwise shown.

DATE	REVISIONS
1-1-19	Revised to allow cones at night.
1-1-18	Corrected sign number for TWO WAY TRAFFIC sign for CASE II.

URBAN LANE CLOSURE, 2L, 2W, WITH BIDIRECTIONAL LEFT TURN LANE
(Sheet 1 of 2)

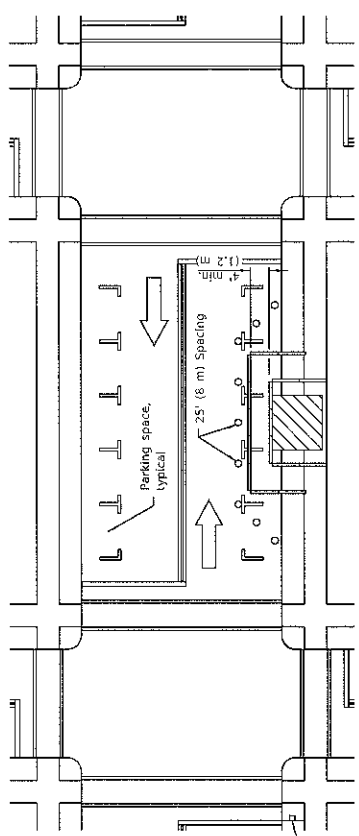
STANDARD 701502-09

Illinois Department of Transportation

APPROVED: [Signature] JAMES L. [Signature] 2019
 ENGINEER OF SAFETY AND TRAFFIC CONTROL
 APPROVED: [Signature] JAMES L. [Signature] 2019
 ENGINEER OF DESIGN AND ENVIRONMENT

ISSUED 1-1-01

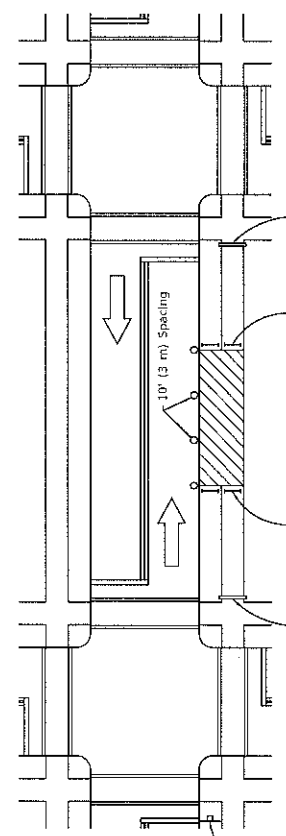
① Omit, whenever duplicated by road work traffic control.



W20-103(W)-48 for contract construction projects

Or
W20-101(W)-48 for maintenance and utility projects

SIDEWALK DIVERSION



W20-103(W)-48 for contract construction projects

Or
W20-101(W)-48 for maintenance and utility projects

SIDEWALK CLOSURE

GENERAL NOTES

This Standard is used where, at any time, pedestrian traffic must be restricted due to work being performed.

This Standard must be used in conjunction with other Traffic Control & Protection Standards when roadway traffic is affected.

Temporary facilities shall be detectable and accessible.

The temporary pedestrian facilities shall be provided on the same side of the closed facilities whenever possible.

The SIDEWALK CLOSED / USE OTHER SIDE sign shall be placed at the nearest crossing or intersection to the work area. When the signs are placed on corners at a corner, the signs shall be erected on the corners across the street from the closure. The SIDEWALK CLOSED signs shall be used at the ends of the actual closures.

Type III barricades and R11-2-4830 signs shall be positioned as shown in "ROAD CLOSED TO ALL TRAFFIC" detail on Standard 701901.

All dimensions are in inches (millimeters) unless otherwise shown.

DATE	REVISIONS
4-1-16	Omitted orange safety fence from standard as this is covered in the std. spec.
1-1-12	ADDED SIDEWALK DIVERSION.
	Modified appearance of Plan Views: Retitled Std.

SIDEWALK, CORNER OR CROSSWALK CLOSURE

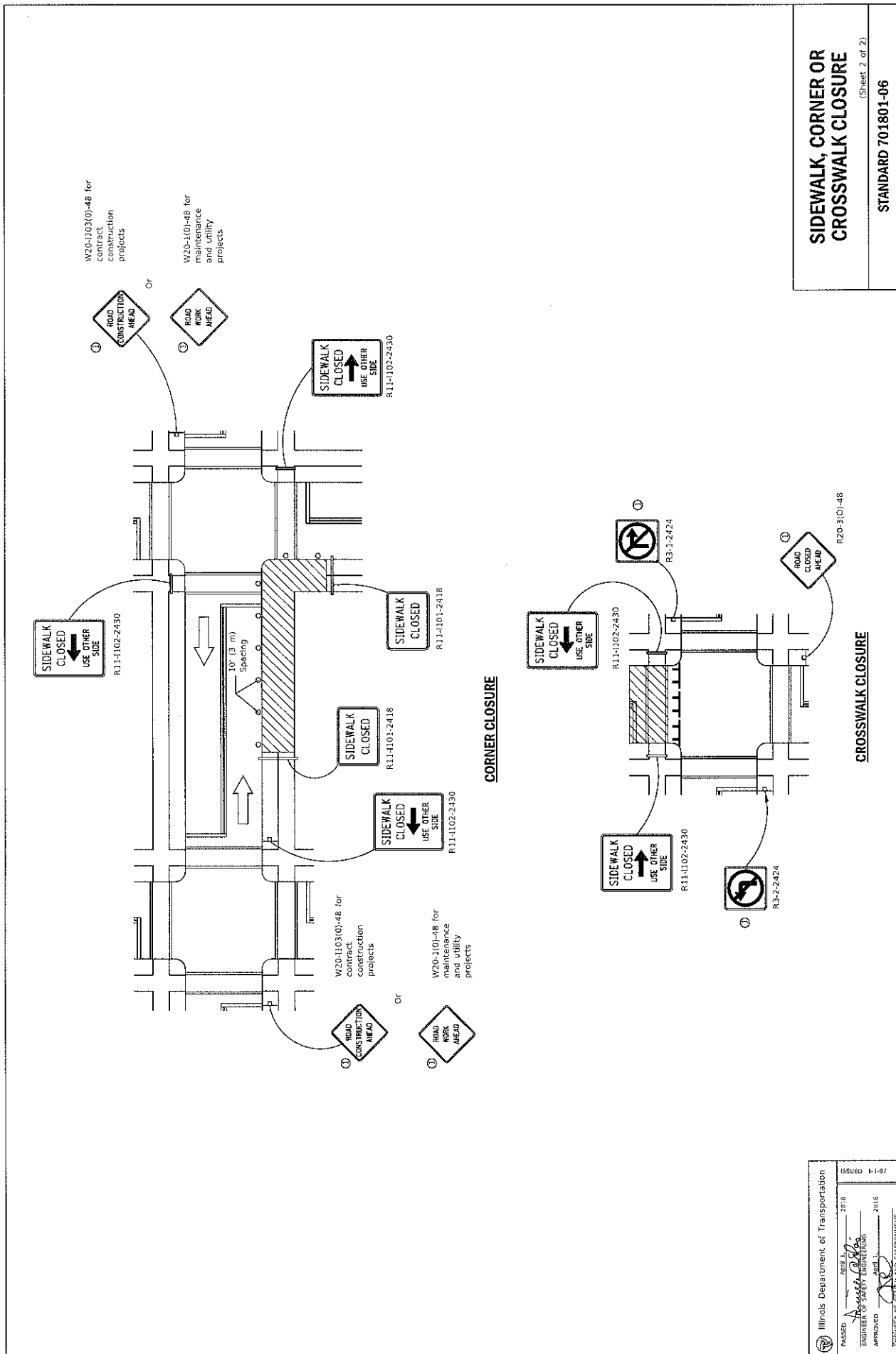
(Sheet 1 of 2)

STANDARD 701801-06

SYMBOLS

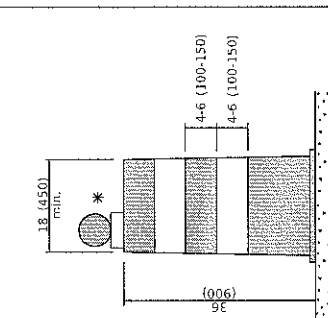
- Work area
- Sign on portable or permanent support
- Barricade or drum
- Cone, drum or barricade
- Type III barricade
- Detectable pedestrian channelizing barricade

Illinois Department of Transportation
 April 1, 2016
 PASSED
 APPROVED
 ENGINEER OF SAFETY ENGINEERING
 APR 1, 2016
 ENGINEER OF DESIGN AND ENVIRONMENT
 ISSUED 1-1-97

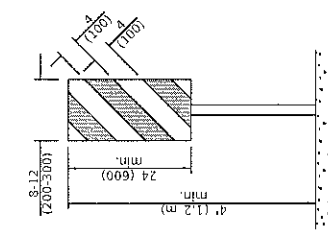


SIDEWALK, CORNER OR CROSSWALK CLOSURE
 (Sheet 2 of 2)
 STANDARD 701801-06

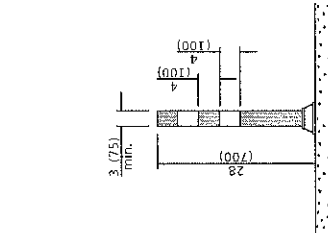
Illinois Department of Transportation PASSED APR 11 2018 APPROVED APR 11 2018 ENGINEER OF SAFETY ENGINEERING ENGINEER OF DESIGN AND ENVIRONMENT	ISSUED 1-1-97
	APR 11 2018 APR 11 2018



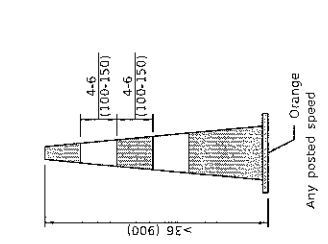
DRUM



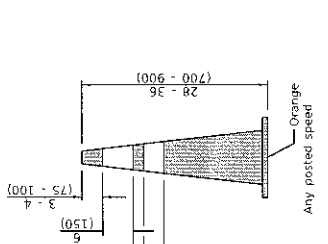
**VERTICAL PANEL
POST MOUNTED**



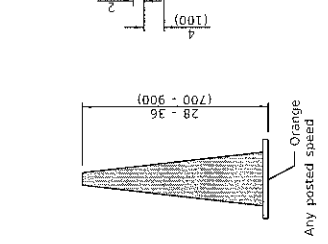
TUBULAR MARKER



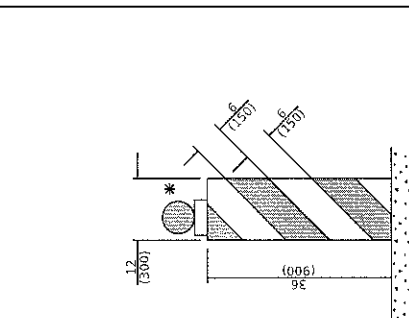
DAY OR NIGHTTIME USE



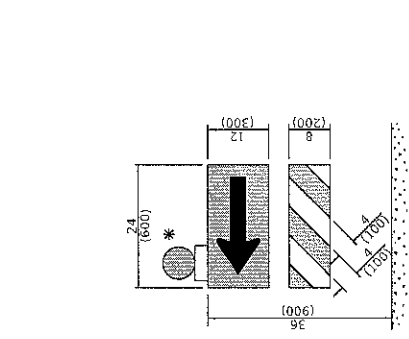
CONES



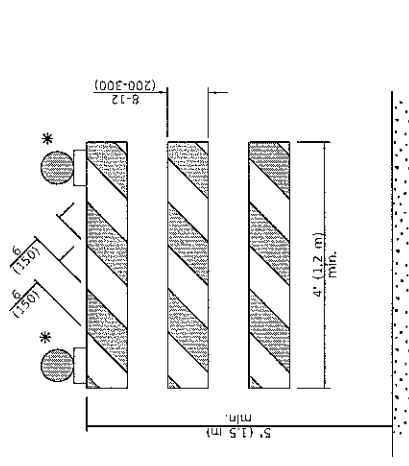
DAYTIME USE



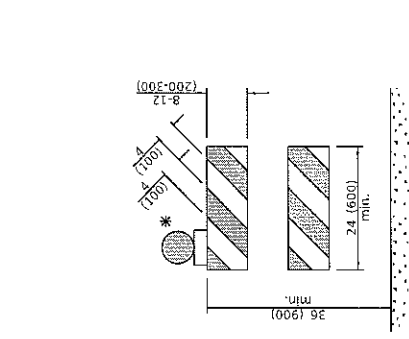
VERTICAL BARRICADE



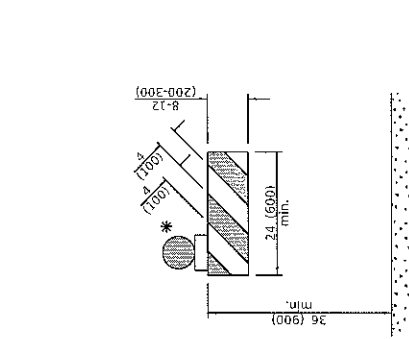
**DIRECTION INDICATOR
BARRICADE**



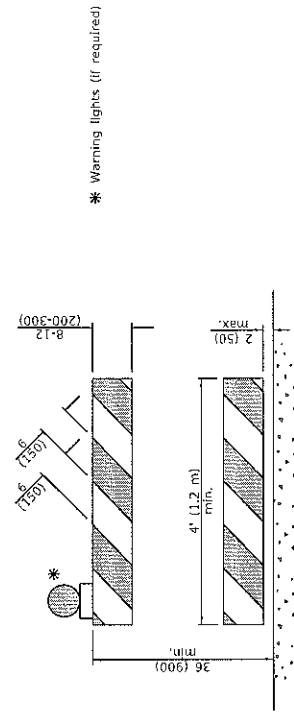
TYPE III BARRICADE



TYPE II BARRICADE



TYPE I BARRICADE



**DETECTABLE PEDESTRIAN
CHANNELIZING BARRICADE**

* Warning lights (if required)

GENERAL NOTES

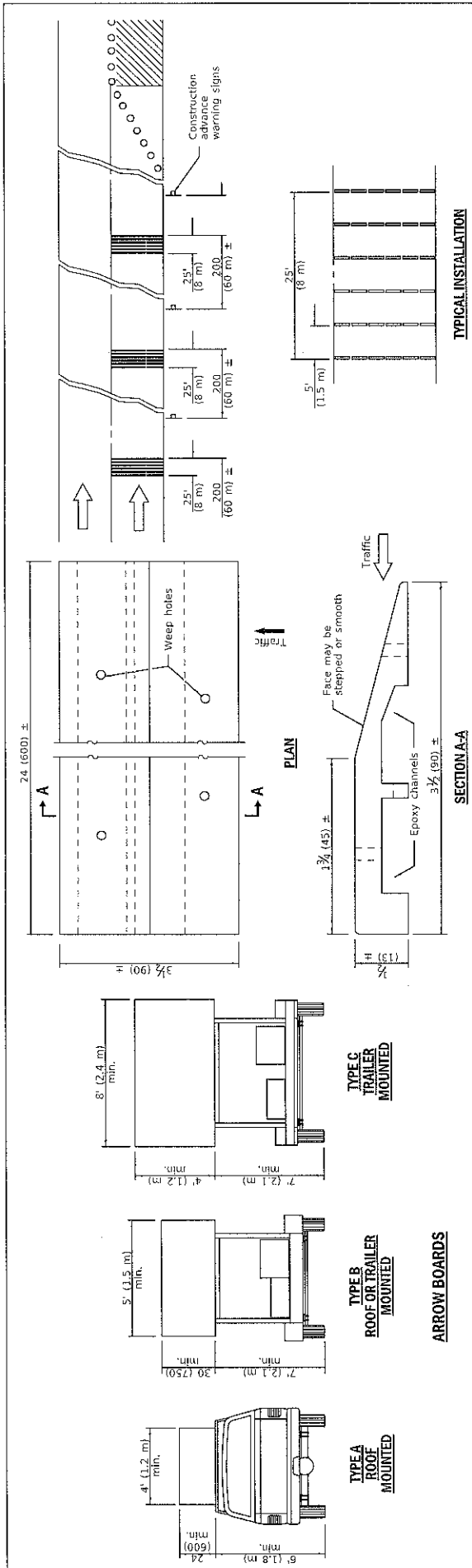
All heights shown shall be measured above the pavement surface.
All dimensions are in inches (millimeters) unless otherwise shown.

TRAFFIC CONTROL DEVICES	
DATE	REVISIONS
1-1-19	Revised cone usage and added cones >36" (900 mm) height.
1-1-18	Revised END WORK ZONE SPEED LIMIT sign from orange to white background.

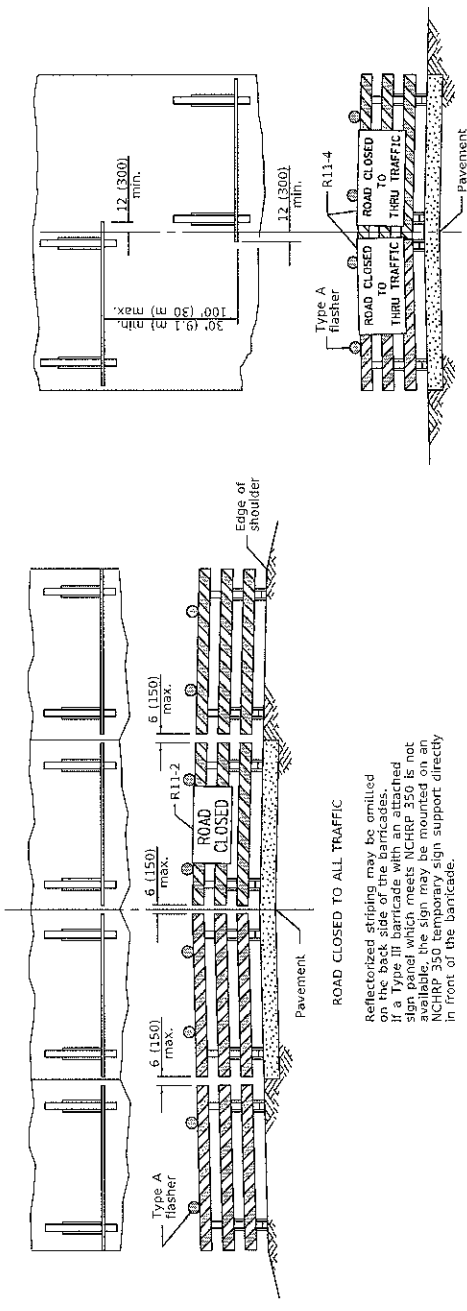
(Sheet 1 of 3)

STANDARD 701901-08

Illinois Department of Transportation
 APPROVED: [Signature] January 1, 2019
 ENGINEER OF SAFETY, PROTECTIVE AND CONSTRUCTION
 APPROVED: [Signature] January 1, 2019
 ENGINEER OF DESIGN AND ENVIRONMENT



TEMPORARY RUMBLE STRIPS



ReflectORIZED striping shall appear on both sides of the barricades. If a Type III barricade with an attached sign panel which meets NCHRP 350 is not available, the signs may be mounted on NCHRP 350 temporary sign supports directly in front of the barricade.

TYPICAL APPLICATIONS OF TYPE III BARRICADES CLOSING A ROAD

Illinois Department of Transportation
 Approved: [Signature] January 1, 2019
 ENGINEER OF SAFETY, PRICE, AND COST ESTIMATING
 APPROVED: [Signature] January 1, 2019
 ENGINEER OF DESIGN AND ENVIRONMENT

TRAFFIC CONTROL DEVICES
 (Sheet 3 of 3)
STANDARD 701901-08

STREET	FROM	TO	HMA SURF. CSE.		LEVEL BIND (TON)	TACK COAT (LB)	CL D, Ty II		CL D, Ty III		CL D, Ty IV		CL D, Ty II	
			MIX D (TON)				4" (SY)	4" (SY)	4" (SY)	4" (SY)	4" (SY)	6" (SY)		
61ST ST	BLODGETT AVE	GRAND AVE	93		46	744	8	24		25		0		0
71ST ST	DUNHAM RD	OLD DUNHAM RD	514		257	4112	0	0		0		46		0
75TH ST FRONTAGE	FAIRVIEW AVE	FLORENCE	196		98	1572	18	52		35		0		0
BENDING OAKS CT	ELMORE AVE	W. CUL DE SAC	255		128	2040	23	67		46		0		0
BLODGETT AVE	55TH ST	RANDALL ST	447		223	3576	40	115		79		0		0
BLODGETT AVE	63RD ST	59TH ST	604		302	4832	54	158		108		54		0
BURLINGTON AVE	WALNUT AVE	ROSE AVE	440		220	3520	40	115		79		0		0
CURTISS ST	WALNUT AVE	KATRINE AVE	309		155	2472	28	81		56		0		0
DOWNERS DR	S. LIMIT	JEFFERSON AVE	30		15	240	5	15		25		0		0
DUNHAM RD	71ST ST	67TH PL	706		353	5648	0	0		0		63		0
ELM ST	CHICAGO AVE	OGDEN AVE	525		263	4200	47	138		94		24		0
ELMORE AVE	BELMONT RD	LEE AVE	557		279	4456	50	146		100		0		0
FAIRMOUNT AVE	55TH ST	MAPLE AVE	536		268	4288	48	141		96		0		0
GEORGE ST	SPRINGSIDE AVE	E END	26		13	208	5	15		25		0		0
JEFFERSON AVE	SPRINGSIDE AVE	PLYMOUTH ST	84		42	672	0	0		0		5		0
LEE AVE	MAPLE AVE	GILBERT AVE	714		357	5712	64	187		128		0		0
LYMAN AVE	55TH ST	MAPLE AVE	376		188	3009	34	99		67		0		0
OXNARD DR	WOODWARD AVE	BOLSON DR	671		336	5372	60	176		120		0		0
POWELL CT	71ST ST	N END	87		44	696	8	24		25		0		0
RANDALL ST	WASHINGTON ST	LYMAN AVE	74		37	592	7	20		25		0		0
RANDALL ST	FAIRMOUNT AVE	BLODGETT AVE	154		77	1232	14	41		28		0		0
SECOND ST	FAIRVIEW AVE	CUMNOR RD	408		204	3262	37	107		73		0		0
SHERMAN AVE	MAPLE AVE	S. LIMITS	76		38	608	0	0		0		7		0
SPRINGSIDE AVE	JEFFERSON AVE	MAPLE AVE	317		159	2536	15	42		29		15		0
STONEWALL AVE	CONCORD DR	BOLSON DR	318		159	2546	29	83		57		0		0
WASHINGTON ST	SUMMIT ST	MAPLE AVE	224		549	1793	20	59		40		0		0
WILLIAMS ST	PLAINFIELD RD	75TH ST	651		326	5208	59	171		117		0		0
			9393		5136	75145	712	2075		1477		214		0

STREET	CL D, Ty III		CL D, Ty IV	PGE SPECIAL		EARTH		AGG. BASE		AGG. FOR TEMP		FURNISHED	HAUL SPECIAL	CURB REM.
	6" (SY)	6" (SY)		(CY)	EXCAVATION (CY)	COURSE, 4" (CY)	ACCESS (TON)	EXCAVATION (CY)	WASTE (LOAD)	(LF)				
61ST ST	0	0	0	0	0	0	0	0	0	0	0	0	0	50
71ST ST	136	92	0	0	0	0	0	0	0	0	0	0	0	547
75TH ST FRONTAGE	0	0	0	20	0	0	0	0	27	6	0	0	0	317
BENDING OAKS CT	0	0	0	0	0	0	0	0	0	0	0	0	0	266
BLODGETT AVE	0	0	0	0	0	0	0	0	7	0	0	0	0	598
BLODGETT AVE	158	108	0	0	0	0	0	0	13	0	0	0	0	818
BURLINGTON AVE	0	0	0	0	0	0	0	0	0	0	0	0	0	0
CURTISS ST	0	0	0	0	0	0	0	0	32	0	0	0	0	527
DOWNERS DR	0	0	0	0	0	0	0	0	0	0	0	0	0	0
DUNHAM RD	185	126	0	0	9	3	7	0	0	0	0	0	0	904
ELM ST	69	47	0	0	0	0	5	0	0	0	0	0	0	16
ELMORE AVE	0	0	0	0	0	0	0	0	0	0	0	0	0	150
FAIRMOUNT AVE	0	0	0	0	0	0	0	0	0	0	0	1	0	1256
GEORGE ST	0	0	0	0	0	0	0	0	0	0	0	0	0	0
JEFFERSON AVE	15	9	0	0	0	0	0	0	0	0	0	0	0	0
LEE AVE	0	0	0	20	0	0	8	0	3	8	0	0	0	33
LYMAN AVE	0	0	0	0	0	0	0	0	0	0	0	0	0	634
OXNARD DR	0	0	0	0	0	0	0	0	0	0	0	1	0	1162
POWELL CT	0	0	0	0	0	0	0	0	0	0	0	0	0	78
RANDALL ST	0	0	0	0	0	0	0	0	0	0	0	0	0	58
RANDALL ST	0	0	0	0	0	0	0	0	0	0	0	1	0	1505
SECOND ST	0	0	0	0	0	0	0	0	33	0	0	0	0	603
SHERMAN AVE	20	25	0	0	0	0	0	0	0	0	0	0	0	0
SPRINGSIDE AVE	42	29	0	0	0	0	0	0	0	0	0	0	0	30
STONEWALL AVE	0	0	0	0	0	0	0	0	0	0	0	0	0	441
WASHINGTON ST	0	0	0	0	0	0	0	0	0	0	0	0	0	293
WILLIAMS ST	0	0	0	0	8	3	24	0	0	0	0	1	0	1634
	625	436	40	17.0	14	151	14.0	4	11920					

STREET	C & G TY M-0.24		C & G TY M-3.12		C & G TY M-4.12		C & G TY M-6.12		C & G TY B-6.12		C & G TY B-6.18		M.H. ADJ.		FR & LID	
	(LF)	(EA)	(LF)	(EA)	(LF)	(EA)	(LF)	(EA)	(LF)	(EA)	(LF)	(EA)	(EA)	(EA)	(EA)	(EA)
61ST ST	0	0	0	0	50	0	0	0	0	0	0	0	0	0	0	0
71ST ST	0	0	0	0	0	0	547	0	0	3	0	0	0	0	0	1
75TH ST FRONTAGE	0	0	0	0	0	0	317	0	0	0	0	0	2	0	0	2
BENDING OAKS CT	0	0	0	0	0	0	266	0	0	0	0	0	0	0	0	0
BLOGGETT AVE	0	0	0	0	0	0	0	598	0	0	0	0	7	0	0	0
BLOGGETT AVE	0	0	0	0	760	0	58	0	0	0	0	0	10	0	0	0
BURLINGTON AVE	0	0	0	0	0	0	0	0	0	0	0	0	0	0	0	0
CURTISS ST	0	0	0	0	0	0	527	0	0	0	0	0	0	0	0	1
DOWNERS DR	0	0	0	0	0	0	0	0	0	0	0	0	0	0	0	0
DUNHAM RD	0	0	0	0	0	0	904	0	0	0	0	0	1	0	0	1
ELM ST	16	0	0	0	0	0	0	0	0	0	0	0	16	0	0	1
ELMORE AVE	0	0	0	0	0	0	150	0	0	1	0	12	0	0	0	0
FAIRMOUNT AVE	0	0	0	0	0	0	1210	0	0	1	0	11	0	0	0	1
GEORGE ST	0	0	0	0	0	0	0	0	0	0	0	0	0	0	0	0
JEFFERSON AVE	0	0	0	0	0	0	0	0	0	0	0	0	1	0	0	0
LEE AVE	0	0	0	0	0	0	33	0	0	1	0	16	0	0	0	0
LYMAN AVE	0	0	0	0	0	0	597	0	0	0	37	0	4	0	0	1
OXNARD DR	0	0	1162	0	0	0	0	0	0	2	0	5	0	0	0	1
POWELL CT	0	0	78	0	0	0	0	0	0	0	0	2	0	0	0	0
RANDALL ST	0	0	0	0	0	0	0	0	58	0	0	0	0	0	0	1
RANDALL ST	0	0	0	0	0	0	0	1505	0	0	0	6	0	0	0	0
SECOND ST	0	0	0	0	0	0	130	0	473	1	0	8	0	0	0	0
SHERMAN AVE	0	0	0	0	0	0	0	0	0	0	0	0	0	0	0	0
SPRINGSIDE AVE	0	0	0	0	0	0	0	0	30	2	0	2	0	0	0	0
STONEWALL AVE	0	0	441	0	0	0	0	0	0	0	0	3	0	0	0	0
WASHINGTON ST	0	0	0	0	0	0	293	0	0	0	0	0	3	0	0	0
WILLIAMS ST	0	0	0	0	1634	0	0	0	0	0	0	3	0	0	0	0
	16		1681		810		5032		2747	11		112			10	

STREET	FR & LID		FR & GRATE		M.H.	IN ADJ	IN RECON (EA)	VALVE BOX ADJ.	INLET FILTERS		HMA SURF REM 2" (SY)	CR.JT.&FLAN (TON)
	TYPE 1 CL (EA)	TYPE 3 (EA)	TYPE 3 (EA)	RECON (EA)					(EA)	CLEANING (EA)		
61ST ST	0	0	0	0	0	0	0	0	0	0	1162	0
71ST ST	1	0	0	0	7	0	0	0	12	12	6426	0
75TH ST FRONTAGE	0	0	0	0	4	1	0	0	0	0	2456	0
BENDING OAKS CT	0	0	0	0	6	0	0	0	7	7	3189	0
BLODGETT AVE	0	0	0	0	6	0	0	0	7	7	4060	0
BLODGETT AVE	0	0	0	0	2	0	0	0	15	15	7543	0
BURLINGTON AVE	0	0	0	0	0	0	0	0	5	5	5488	0
CURTISS ST	0	1	0	0	1	1	0	0	5	5	3857	0
DOWNERS DR	0	0	0	0	0	0	0	0	0	0	378	0
DUNHAM RD	1	0	0	0	5	0	0	0	7	7	8830	0
ELIM ST	1	0	0	0	3	0	1	33	33	33	6557	0
ELMORE AVE	1	0	0	1	0	0	0	0	6	6	6956	0
FAIRMOUNT AVE	1	0	0	1	11	1	0	14	14	14	6697	0
GEORGE ST	0	0	0	0	0	0	0	0	0	0	323	0
JEFFERSON AVE	0	0	0	0	0	0	0	0	5	5	588	0
LEE AVE	0	0	0	0	0	0	0	0	2	2	8924	0
LYMAN AVE	0	0	0	0	3	0	0	8	8	8	4701	0
OXNARD DR	1	1	0	0	12	1	0	15	15	15	8394	0
POWELL CT	0	0	0	0	3	0	0	4	4	4	1092	0
RANDALL ST	0	1	0	0	2	0	0	2	2	2	919	0
RANDALL ST	0	0	0	0	6	0	0	8	8	8	1924	0
SECOND ST	1	0	0	1	4	0	0	7	7	7	5097	5
SHERMAN AVE	0	0	0	0	0	0	0	0	0	0	950	0
SPRINGSIDE AVE	1	0	0	0	3	1	1	7	7	7	3963	5
STONEWALL AVE	0	0	0	0	7	0	0	2	2	2	3979	0
WASHINGTON ST	0	0	0	0	1	0	1	5	5	5	2802	0
WILLIAMS ST	1	1	1	0	2	1	0	5	5	5	8126	13
	9	4	4	3	88	6	3	181	181	181	115381	23

STREET	HMA DRIVE		HMA DRIVE		PCC DRIVE		PCC DRIVE		SHORT TERM		YEL. PAVT. MARK.		WHI. PAVT. MARK.	
	REMOVE (SY)	3" (SY)	8" (SY)	REMOVE (SY)	6" (SY)	PAVE MARK (LF)	MARK REM (SF)	LINE 4" (LF)	LINE 4" (LF)	WHI. PAVT. MARK.	LINE 4" (LF)	YEL. PAVT. MARK.	LINE 4" (LF)	
61ST ST	18	18	0	0	0	0	0	0	0	0	0	0	790	
71ST ST	0	0	0	0	0	0	360	120	4657	1135	0	0	0	
75TH ST FRONTAGE	6	0	6	6	6	0	0	0	0	0	0	0	0	
BENDING OAKS CT	0	0	0	41	41	0	0	0	0	0	0	0	0	
BLODGETT AVE	53	53	0	47	47	360	120	284	0	0	0	0	0	
BLODGETT AVE	65	65	0	53	53	360	120	0	0	0	0	0	0	
BURLINGTON AVE	47	47	0	0	0	0	0	0	0	0	0	0	0	
CURTISS ST	96	0	96	227	227	90	30	2270	0	0	0	0	0	
DOWNERS DR	0	0	0	0	0	0	0	0	0	0	0	0	0	
DUNHAM RD	6	0	6	41	41	180	60	6185	0	1545	0	0	0	
ELM ST	234	222	12	0	0	270	90	0	0	0	0	0	0	
ELMORE AVE	257	257	0	12	12	180	60	0	0	0	0	0	0	
FAIRMOUNT AVE	82	82	0	65	65	2030	677	1850	0	0	0	0	0	
GEORGE ST	6	6	0	0	0	0	0	0	0	0	0	0	0	
JEFFERSON AVE	18	18	0	6	6	90	30	840	0	861	0	0	0	
LEE AVE	298	298	0	6	6	180	60	0	0	7090	0	0	0	
LYMAN AVE	12	12	0	47	47	270	90	0	0	0	0	0	0	
OXNARD DR	70	70	0	41	41	0	0	0	0	0	0	0	0	
POWELL CT	0	0	0	0	0	90	30	0	0	0	0	0	0	
RANDALL ST	0	0	0	12	12	90	30	0	0	0	0	0	0	
RANDALL ST	6	6	0	24	24	270	90	177	0	0	0	0	0	
SECOND ST	30	12	18	41	41	222	74	1070	0	0	0	0	0	
SHERMAN AVE	12	12	0	0	0	0	0	0	0	0	0	0	0	
SPRINGSIDE AVE	187	187	0	24	24	90	30	0	0	0	0	0	0	
STONEWALL AVE	0	0	0	30	30	180	60	0	0	0	0	0	0	
WASHINGTON ST	0	0	0	18	18	0	0	1850	0	0	0	0	0	
WILLIAMS ST	18	18	0	70	70	0	0	0	0	0	0	0	0	
	1521	1383	138	811	811	5312	1771	19183	11421					

STREET	WH. PAVT. MARK.		WH. PAVT. MARK.		WH. PAVT. MARK.		PAVT. MARK.	EROSION BARRIER, SP (LF)	EROSION CONT. (LS)	CONSTRUCTION LAYOUT (LS)		TRAFFIC CONTROL	
	LINE 6" (LF)	LINE 12" (LF)	LINE 24" (LF)	LINE 24" (LF)	LINE 24" (LF)	LET & SYM (SF)				CONSTRUCTION LAYOUT (LS)	TRAFFIC CONTROL		
61ST ST	85	70	0	0	0	0	0	0					501 (LS)
71ST ST	365	147	48	48	0	0	0	0					
75TH ST FRONTAGE	0	210	0	0	0	0	0	0					
BENDING OAKS CT	90	190	0	0	0	0	0	0					
BLOGGETT AVE	0	347	63	63	0	0	0	0					
BLOGGETT AVE	0	240	48	48	0	0	0	0					
BURLINGTON AVE	0	0	0	0	0	0	40	0					
CURTISS ST	95	0	17	17	0	0	0	0					
DOWNERS DR	0	0	0	0	0	0	0	0					
DUNHAM RD	294	205	33	33	0	0	0	0					
ELM ST	0	485	48	48	0	0	0	0					
ELMORE AVE	157	70	32	32	0	0	100	0					
FAIRMOUNT AVE	0	277	32	32	0	0	0	0					
GEORGE ST	0	0	0	0	0	0	0	0					
JEFFERSON AVE	0	0	16	16	0	0	180	0					
LEE AVE	163	57	30	30	0	0	40	0					
LYMAN AVE	143	208	48	48	0	0	0	0					
OXNARD DR	0	277	15	15	0	0	0	0					
POWELL CT	67	0	15	15	0	0	0	0					
RANDALL ST	0	69	15	15	0	0	0	0					
RANDALL ST	0	693	50	50	0	0	0	0					
SECOND ST	90	0	0	0	74	0	0	0					
SHERMAN AVE	0	0	0	0	0	0	0	0					
SPRINGSIDE AVE	0	38	15	15	0	0	40	0					
STONEWALL AVE	0	139	32	32	0	0	0	0					
WASHINGTON ST	0	277	0	0	0	0	0	0					
WILLIAMS ST	63	208	0	0	0	0	0	0					
	1612	4207	557	557	74.0	400	1.00	1.00					

STREET	TRAFFIC CONTROL	
	502 (LS)	801 (LS)
61ST ST		
71ST ST		
75TH ST FRONTAGE		
BENDING OAKS CT		
BLODGETT AVE		
BLODGETT AVE		
BURLINGTON AVE		
CURTISS ST		
DOWNERS DR		
DUNHAM RD		
ELM ST		
ELMORE AVE		
FAIRMOUNT AVE		
GEORGE ST		
JEFFERSON AVE		
LEE AVE		
LYMAN AVE		
OXNARD DR		
POWELL CT		
RANDALL ST		
RANDALL ST		
SECOND ST		
SHERMAN AVE		
SPRINGSIDE AVE		
STONEWALL AVE		
WASHINGTON ST		
WILLIAMS ST		
	1.00	1.00

RETURN WITH BID

CONTRACTOR CERTIFICATIONS

County	<u>DuPage</u>
Local Public Agency	<u>Downers Grove</u>
Section Number	<u>19-00000-01-GM</u>
Route	<u>Various</u>

The certifications hereinafter made by the bidder are each a material representation of fact upon which reliance is placed should the Department enter into the contract with the bidder.

1. **Debt Delinquency.** The bidder or contractor or subcontractor, respectively, certifies that it is not delinquent in the payment of any tax administered by the Department of Revenue unless the individual or other entity is contesting, in accordance with the procedures established by the appropriate revenue Act, its liability for the tax or the amount of tax. Making a false statement voids the contract and allows the Department to recover all amounts paid to the individual or entity under the contract in a civil action.
2. **Bid-Rigging or Bid Rotating.** The bidder or contractor or subcontractor, respectively, certifies that it is not barred from contracting with the Department by reason of a violation of either 720 ILCS 5/33E-3 or 720 ILCS 5/33E-4.

A violation of Section 33E-3 would be represented by a conviction of the crime of bid-rigging which, in addition to Class 3 felony sentencing, provides that any person convicted of this offense or any similar offense of any state or the United States which contains the same elements as this offense shall be barred for 5 years from the date of conviction from contracting with any unit of State or local government. No corporation shall be barred from contracting with any unit of State or local government as a result of a conviction under this Section of any employee or agent of such corporation if the employee so convicted is no longer employed by the corporation and: (1) it has been finally adjudicated not guilty or (2) if it demonstrates to the governmental entity with which it seeks to contract and that entity finds that the commission of the offense was neither authorized, requested, commanded, nor performed by a director, officer or a high managerial agent in behalf of the corporation.

A violation of Section 33E-4 would be represented by a conviction of the crime of bid-rotating which, in addition to Class 2 felony sentencing, provides that any person convicted of this offense or any similar offense of any state or the United States which contains the same elements as this offense shall be permanently barred from contracting with any unit of State or local government. No corporation shall be barred from contracting with any unit of State or local government as a result of a conviction under this Section of any employee or agent of such corporation if the employee so convicted is no longer employed by the corporation and: (1) it has been finally adjudicated not guilty or (2) if it demonstrates to the governmental entity with which it seeks to contract and that entity finds that the commission of the offense was neither authorized, requested, commanded, nor performed by a director, officer or a high managerial agent in behalf of the corporation.

3. **Bribery.** The bidder or contractor or subcontractor, respectively, certifies that it has not been convicted of bribery or attempting to bribe an officer or employee of the State of Illinois or any unit of local government, nor has the firm made an admission of guilt of such conduct which is a matter of record, nor has an official, agent, or employee of the firm committed bribery or attempted bribery on behalf of the firm and pursuant to the direction or authorization of a responsible official of the firm.
4. **Interim Suspension or Suspension.** The bidder or contractor or subcontractor, respectively, certifies that it is not currently under a suspension as defined in Subpart I of Title 44 Subtitle A Chapter III Part 6 of the Illinois Administrative Code. Furthermore, if suspended prior to completion of this work, the contract or contracts executed for the completion of this work may be cancelled.

2019 RESURFACING PROJECT (B)
LIST OF STREETS TO BE REPAVED

4/18/2019

STREET	FROM	TO
61ST ST	BLODGETT AVE	GRAND AVE
71ST ST	DUNHAM RD	OLD DUNHAM RD
75TH ST FRONTAGE	FAIRVIEW AVE	FLORENCE
BENDING OAKS CT	ELMORE AVE	W. CUL DE SAC
BLODGETT AVE	55TH ST	RANDALL ST
BLODGETT AVE	63RD ST	59TH ST
BURLINGTON AVE	WALNUT AVE	ROSE AVE
CURTISS ST	WALNUT AVE	KATRINE AVE
DOWNERS DR	S. LIMIT	JEFFERSON AVE
DUNHAM RD	71ST ST	67TH PL
ELM ST	CHICAGO AVE	OGDEN AVE
ELMORE AVE	BELMONT RD	LEE AVE
FAIRMOUNT AVE	55TH ST	MAPLE AVE
GEORGE ST	SPRINGSIDE AVE	E END
JEFFERSON AVE	SPRINGSIDE AVE	PLYMOUTH ST
LEE AVE	MAPLE AVE	GILBERT AVE
LYMAN AVE	55TH ST	MAPLE AVE
OXNARD DR	WOODWARD AVE	BOLSON DR
POWELL CT	71ST ST	N END
RANDALL ST	WASHINGTON ST	LYMAN AVE
RANDALL ST	FAIRMOUNT AVE	BLODGETT AVE
SECOND ST	FAIRVIEW AVE	CUMNOR RD
SHERMAN AVE	MAPLE AVE	S. LIMITS
SPRINGSIDE AVE	JEFFERSON AVE	MAPLE AVE
STONEWALL AVE	CONCORD DR	BOLSON DR
WASHINGTON ST	SUMMIT ST	MAPLE AVE
WILLIAMS ST	PLAINFIELD RD	75TH ST



Village of Downers Grove

Contractor Evaluation

Contractor: J. A. Johnson Paving Company

Projects: Main Street Resurfacing (LAFO), Franklin Ave to Ogden Ave

Primary Contact: Bill Braasch Phone: (847) 636-4060

Time Period: July 2018 to October 2018

On Schedule (allowing for uncontrollable circumstances) Yes No

Provide details if early or late completion:

Change Orders (attach information if needed): CO to be processed for final quantity balancing through final IDOT invoicing. Project under original bid amount.

Difficulties / Positives: Good communication with Village staff, performed satisfactory work and tight scheduling with Johnson crew but did not have much control over subs.

Interaction with public:

Excellent Good Average Poor

(Attach information on any complaints or compliments)

General Level of Satisfaction with work:

Well Satisfied Satisfied Not Satisfied

Reviewers: Stephanie Graves

Date: 12/31/18



Village of Downers Grove

Contractor Evaluation

Contractor: J. A. Johnson Paving Company

Projects: 2017 Resurfacing (A)

Primary Contact: Bill Braasch Phone: (847) 636-4060

Time Period: June 2017 to November 2017

On Schedule (allowing for uncontrollable circumstances) Yes No

Provide details if early or late completion:

Change Orders (attach information if needed): CO to be processed for final quantity balancing. Project under original bid amount.

Difficulties / Positives: Good ongoing communication with field and office personnel. Generally conscientious regarding specs / workmanship.

Interaction with public:

Excellent Good Average Poor

(Attach information on any complaints or compliments)

General Level of Satisfaction with work:

Well Satisfied Satisfied Not Satisfied

Reviewers: Scott Barr

Date: 2/17/18